

Summary of Survey Results: 2020-2024

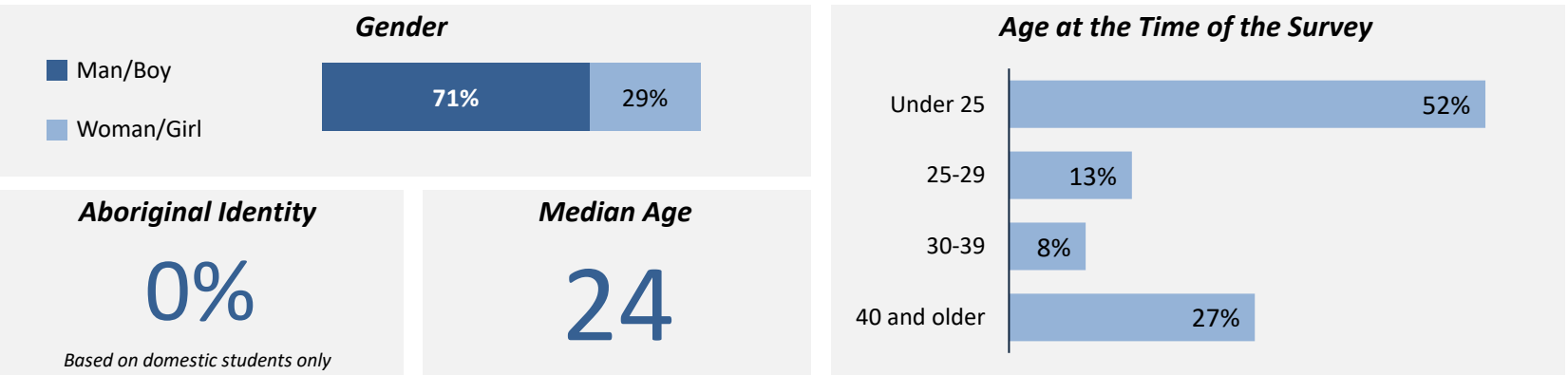
Trades Training Type:
Progressive apprenticeship, Traditional apprenticeship, Trades foundation, and Trades-related vocational programs

Applied filters:
CPC: VCC: Asian Culinary Arts-Chinese Cuisine;

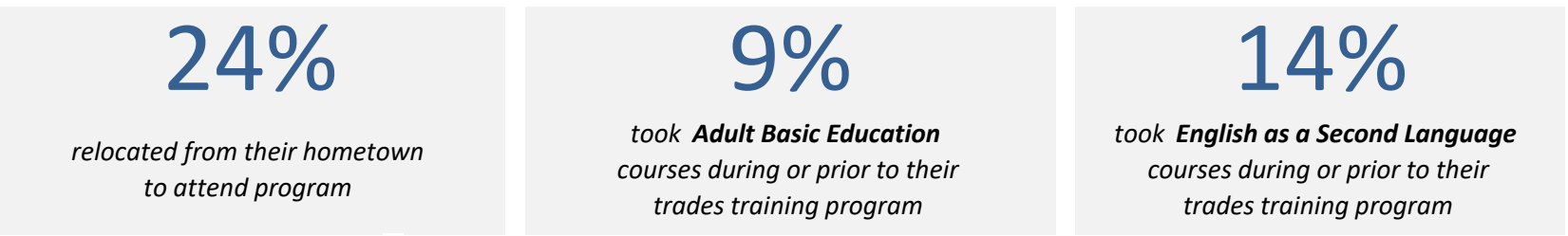
Cohort	109
Respondents	60
Response Rate	55%

Description of Survey Respondents

Demographics



About the Respondents



Region respondents were living in at the time of the survey



Summary of Survey Results: 2020-2024

Trades Training Type:
Progressive apprenticeship, Traditional apprenticeship, Trades foundation, and Trades-related vocational programs

Applied filters:
CPC: VCC: Asian Culinary Arts-Chinese Cuisine;

Cohort

109

Respondents

60

Response Rate

55%

Employment Outcomes

In the labour force

87%

Employment rate

74%

Unemployment rate

10.6%

The "Employment rate" is the number employed as a percentage of all respondents.
The "Unemployment rate" is the number of unemployed as a percentage of respondents in the labour force.

Of those employed:

n = 42

Employed full-time

49%

Employed in training-related job

83%

Employed in permanent position

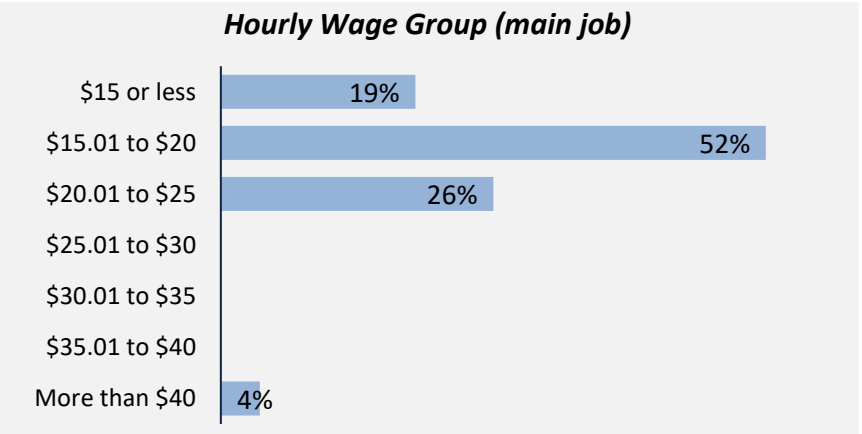
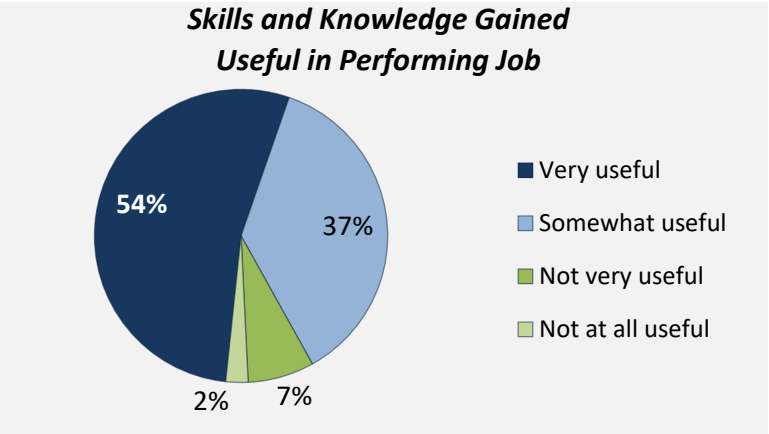
57%

Hourly Wage
(median, main job)

\$18

Hours Worked
(median, main job)

22



Top Occupations (5-digit NOC)	# employed	% of those employed
63200: Cooks	24	57%
XXXXX: Unclassified occupations	5	12%
65201: Food counter attendants, kitchen helpers and related support occupations	4	10%
62200: Chefs	3	7%
94100: Machine operators, mineral and metal processing	1	2%
65200: Food and beverage servers	1	2%
11102: Financial advisors	1	2%
42201: Social and community service workers	1	2%
60020: Retail and wholesale trade managers	1	2%
65102: Store shelf stockers, clerks and order fillers	1	2%
Total of top occupations	42	100%
Total employed	42	

Summary of Survey Results: 2020-2024

Trades Training Type:

*Progressive apprenticeship, Traditional apprenticeship,
Trades foundation, and Trades-related vocational programs*

Applied filters:

CPC: VCC: Asian Culinary Arts-Chinese Cuisine;

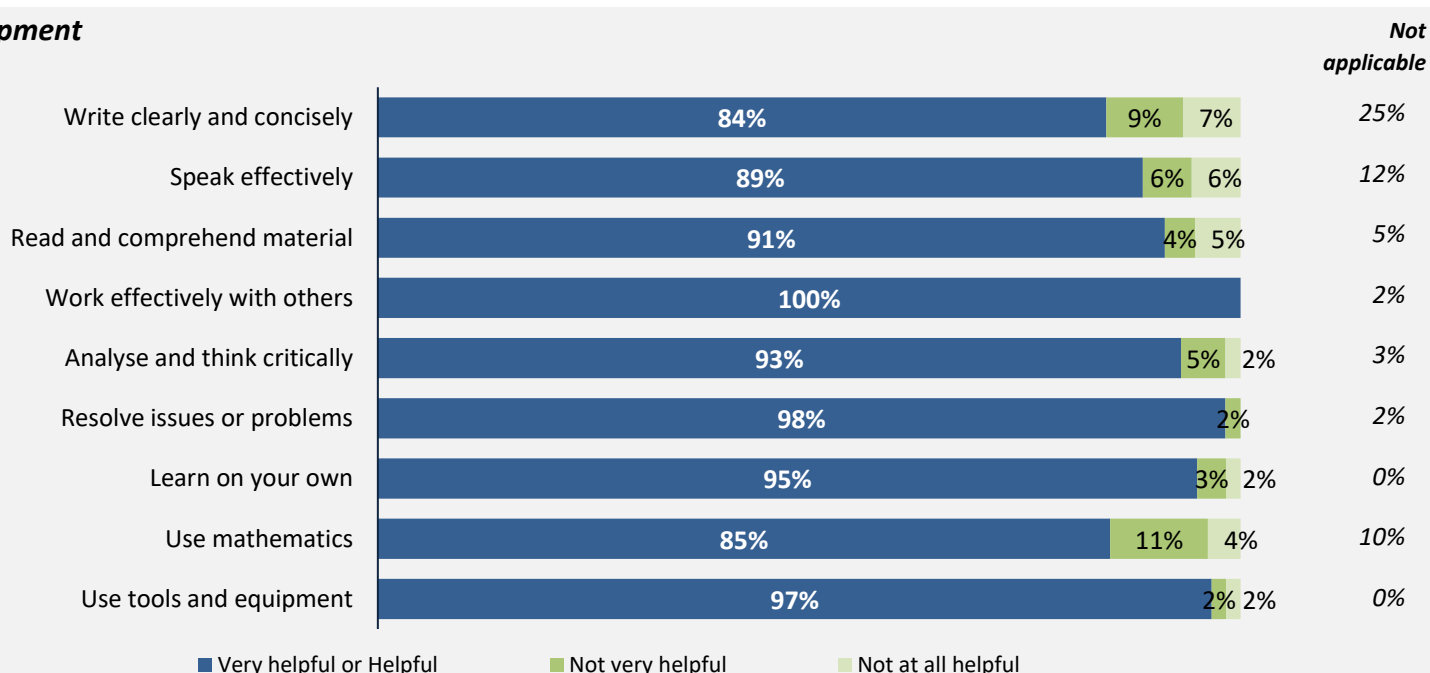
Cohort 109
Respondents 60
Response Rate 55%

Skill Development and Post-Secondary Experience

97%

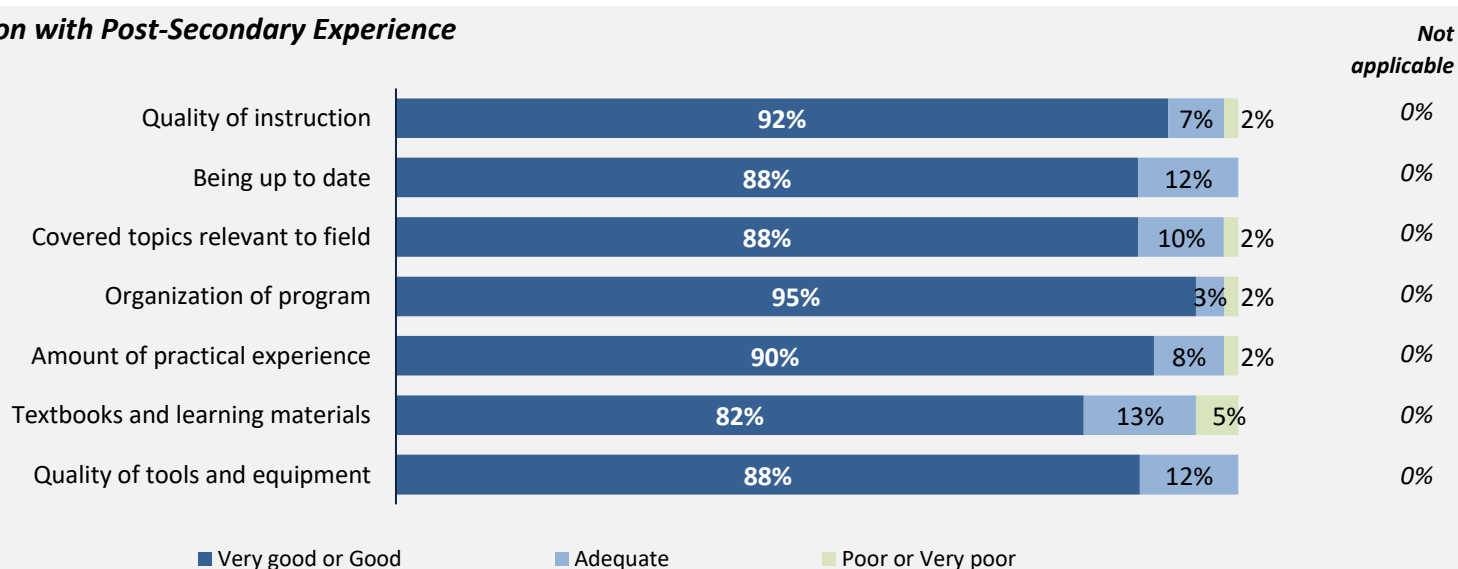
said they were very satisfied or satisfied with the education they received.

Skill Development



Percentages are based on those who gave a valid rating, excluding those who said not applicable.

Satisfaction with Post-Secondary Experience



Percentages are based on those who gave a valid rating, excluding those who said not applicable.

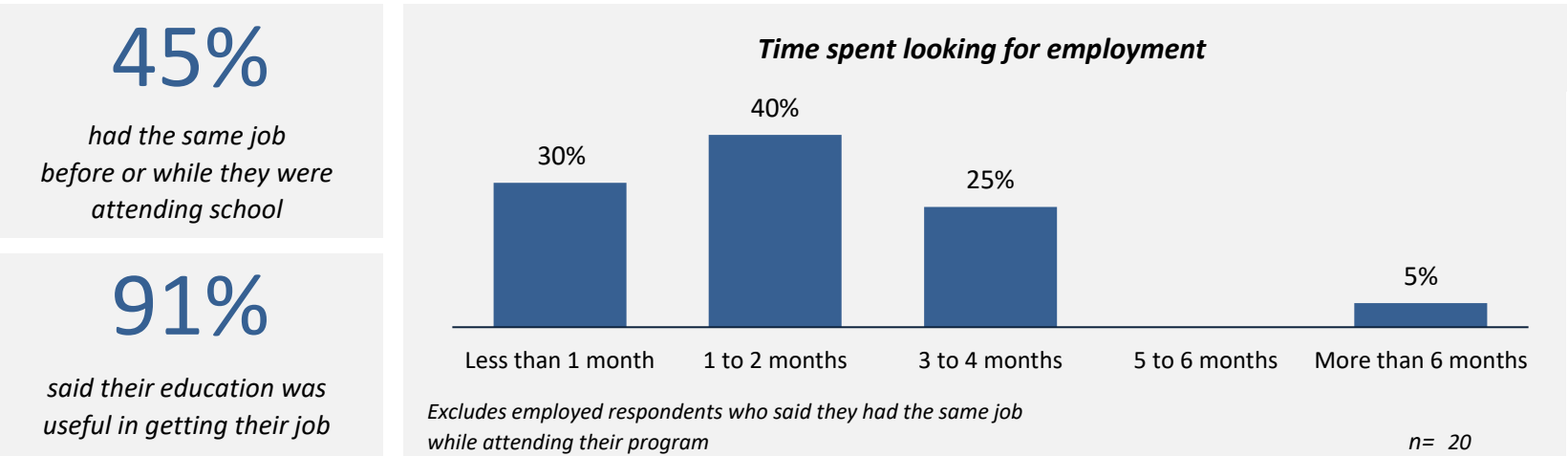
Summary of Survey Results: 2020-2024

Trades Training Type:
Trades foundation, Trades-related vocational programs

Applied filters:	
CPC: VCC: Asian Culinary Arts-Chinese Cuisine;	
Cohort	109
Respondents	60
Response Rate	55%

Trades foundation & Trades-related vocational programs

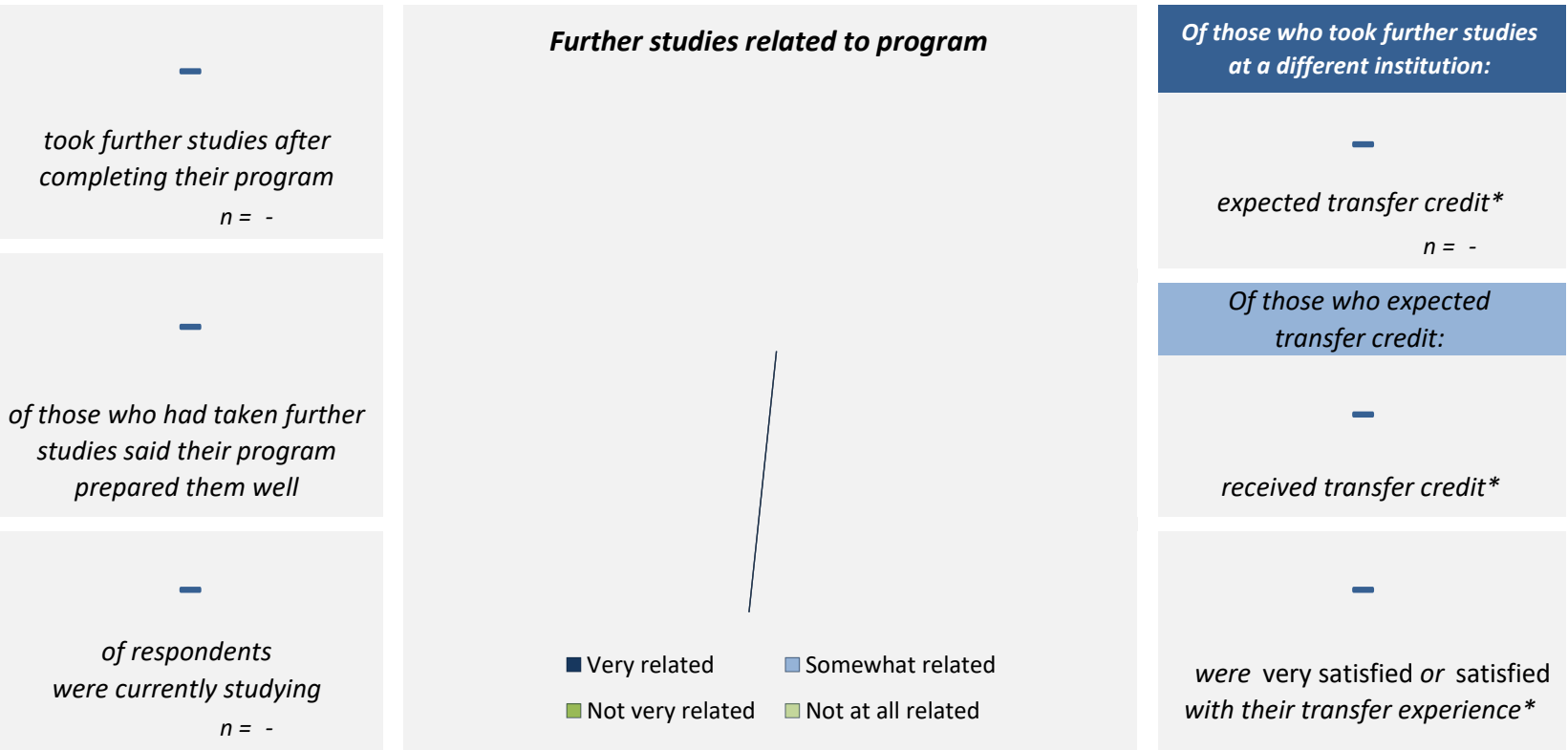
Employment After Leaving School



Other Education

Trades-related vocational respondents only, results are shown for the education they took before and after their program.

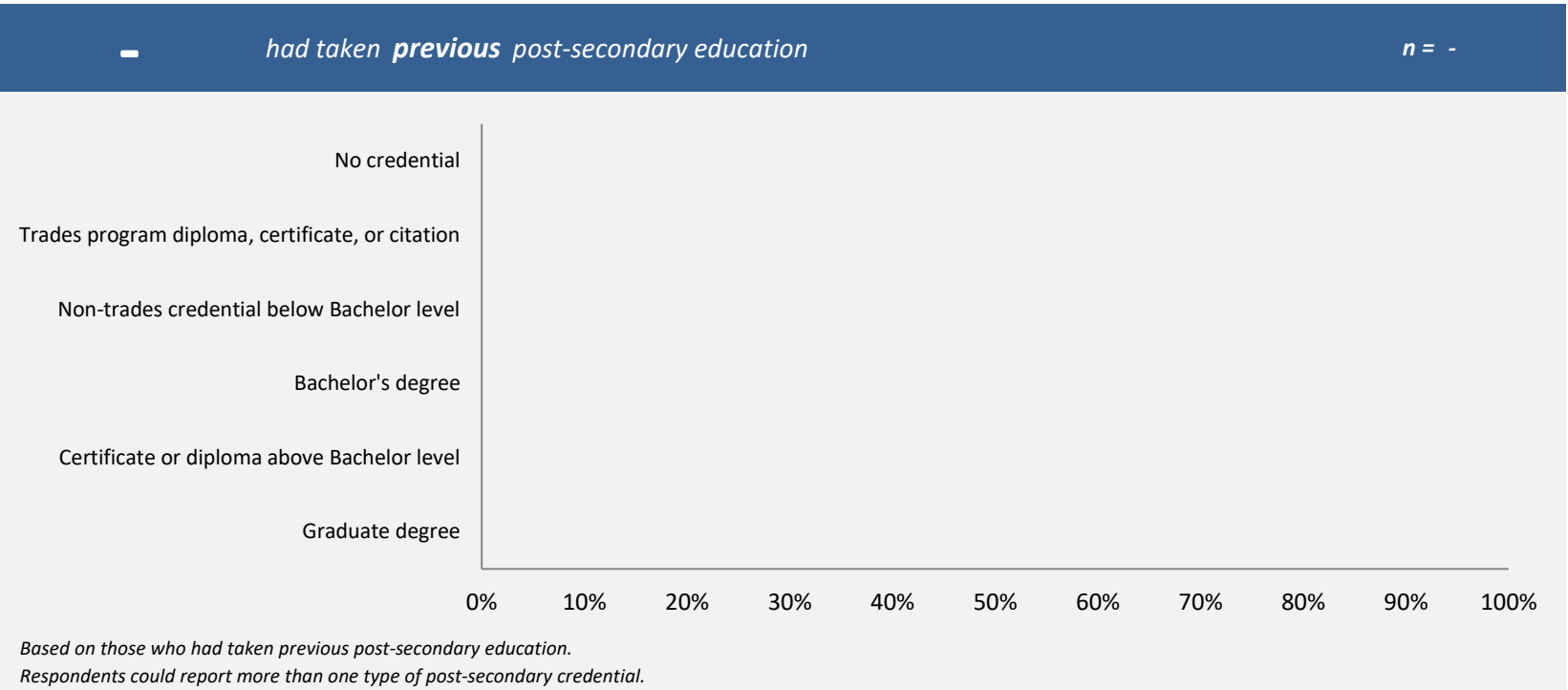
*Not asked in 2024



Summary of Survey Results: 2020-2024

Trades Training Type:
Trades foundation, Trades-related vocational programs

Applied filters:	
CPC: VCC: Asian Culinary Arts-Chinese Cuisine;	
Cohort	109
Respondents	60
Response Rate	55%



Transition to Apprenticeship

The following results are for Trades foundation respondents only.

n = 56

55%

of Trades foundation respondents tried to get employment as an apprentice after they left their program

89%

of those who tried to get employment as an apprentice were successful

