

Summary of Survey Results: 2020-2024

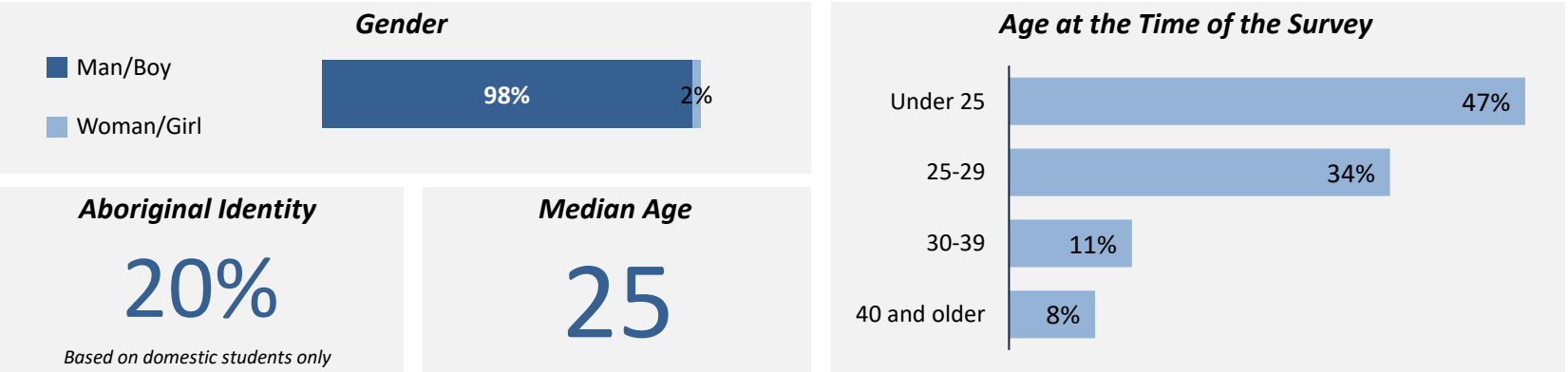
Trades Training Type:
Progressive apprenticeship, Traditional apprenticeship, Trades foundation, and Trades-related vocational programs

Applied filters:
CPC: VCC: Auto Collision & Refinishing;

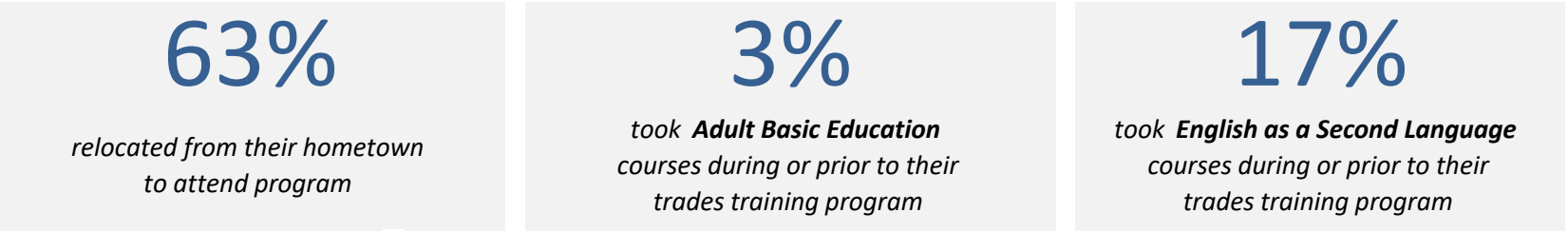
Cohort	223
Respondents	90
Response Rate	40%

Description of Survey Respondents


Demographics



About the Respondents



Region respondents were living in at the time of the survey



Summary of Survey Results: 2020-2024

Trades Training Type:
Progressive apprenticeship, Traditional apprenticeship, Trades foundation, and Trades-related vocational programs

Applied filters:

CPC: VCC: Auto Collision & Refinishing;

Cohort	223
Respondents	90
Response Rate	40%

Employment Outcomes

In the labour force

95%

Employment rate

86%

Unemployment rate

8.5%

The "Employment rate" is the number employed as a percentage of all respondents.
The "Unemployment rate" is the number of unemployed as a percentage of respondents in the labour force.

Of those employed:

n = 75

Employed full-time

97%

Employed in training-related job

74%

Employed in permanent position

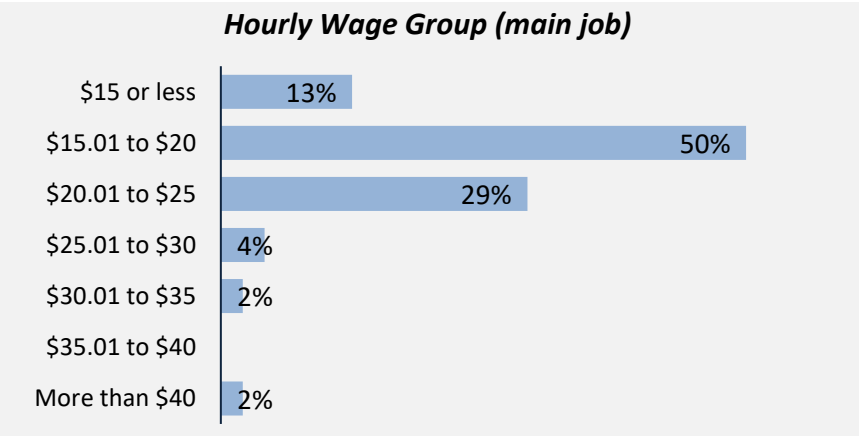
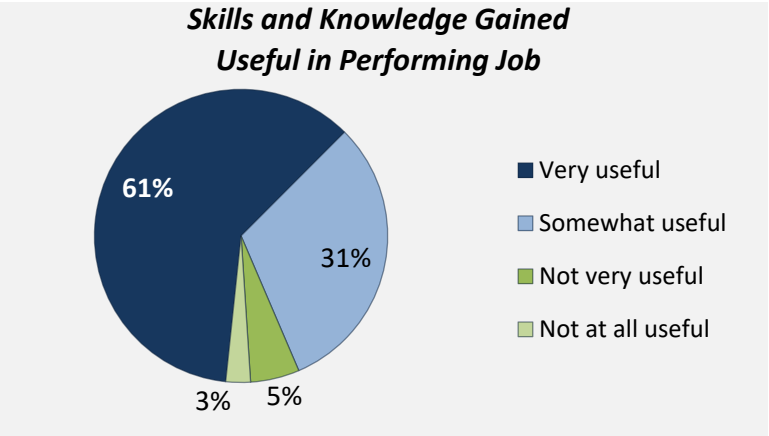
80%

Hourly Wage
(median, main job)

\$19

Hours Worked
(median, main job)

40



Top Occupations (5-digit NOC)	# employed	% of those employed
72411: Auto body collision, refinishing and glass technicians and damage repair estimators	35	47%
XXXXX: Unclassified occupations	12	16%
72410: Automotive service technicians, truck and bus mechanics and mechanical repairers	3	4%
60030: Restaurant and food service managers	2	3%
62029: Other services supervisors	2	3%
75201: Delivery service drivers and door-to-door distributors	2	3%
74203: Automotive and heavy truck and equipment parts installers and servicers	2	3%
62010: Retail sales supervisors	2	3%
60020: Retail and wholesale trade managers	2	3%
62020: Food service supervisors	1	1%
Total of top occupations	63	84%
Total employed	75	

Summary of Survey Results: 2020-2024

Trades Training Type:

*Progressive apprenticeship, Traditional apprenticeship,
Trades foundation, and Trades-related vocational programs*

Applied filters:

CPC: VCC: Auto Collision & Refinishing;

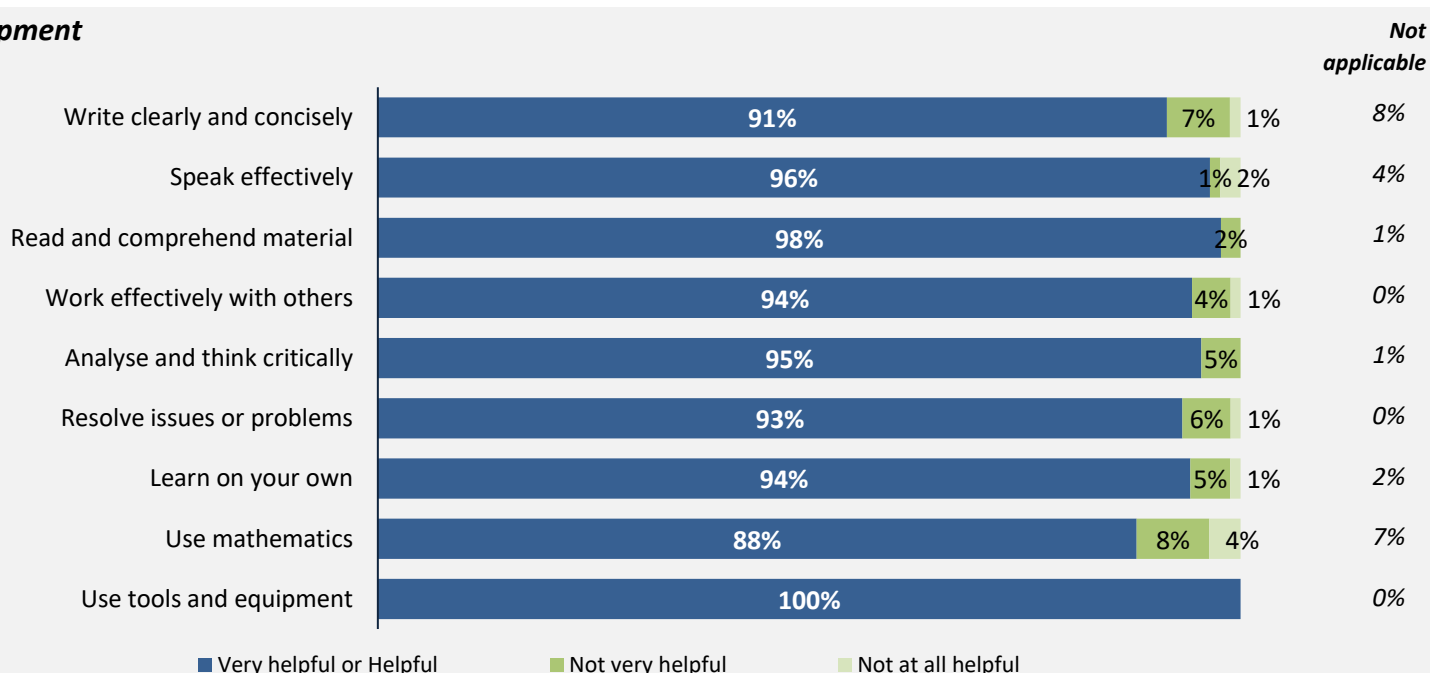
Cohort 223
Respondents 90
Response Rate 40%

Skill Development and Post-Secondary Experience

97%

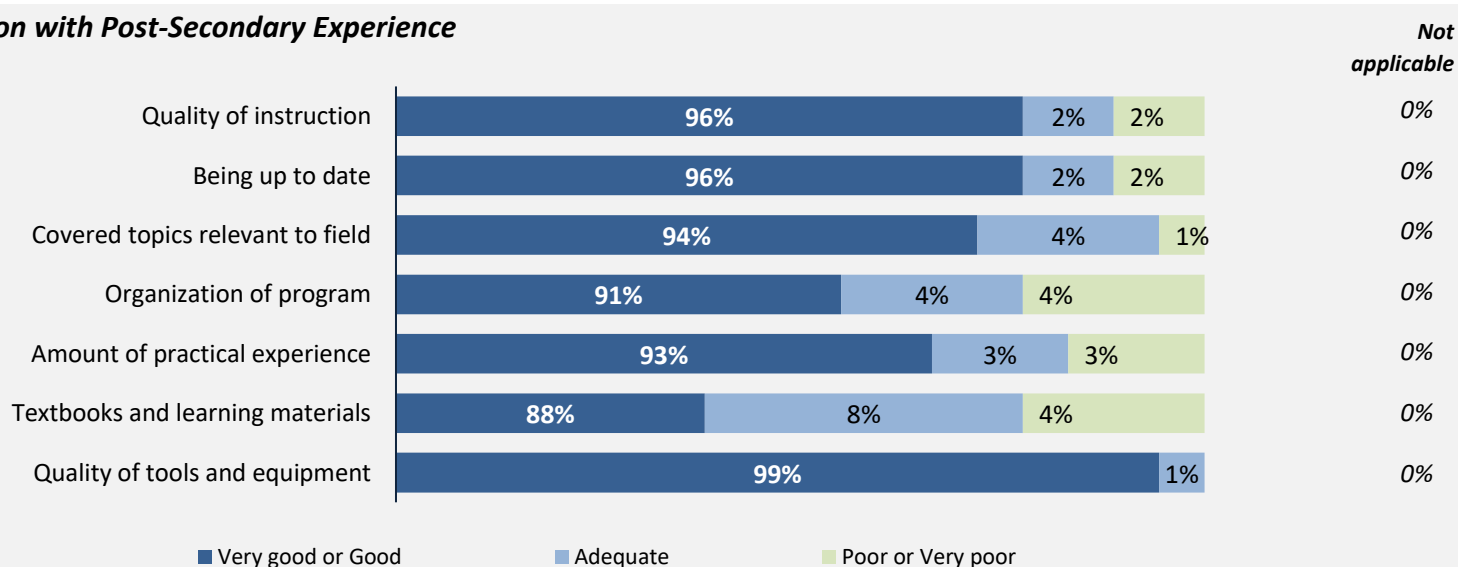
said they were very satisfied or satisfied with the education they received.

Skill Development



Percentages are based on those who gave a valid rating, excluding those who said not applicable.

Satisfaction with Post-Secondary Experience



Percentages are based on those who gave a valid rating, excluding those who said not applicable.

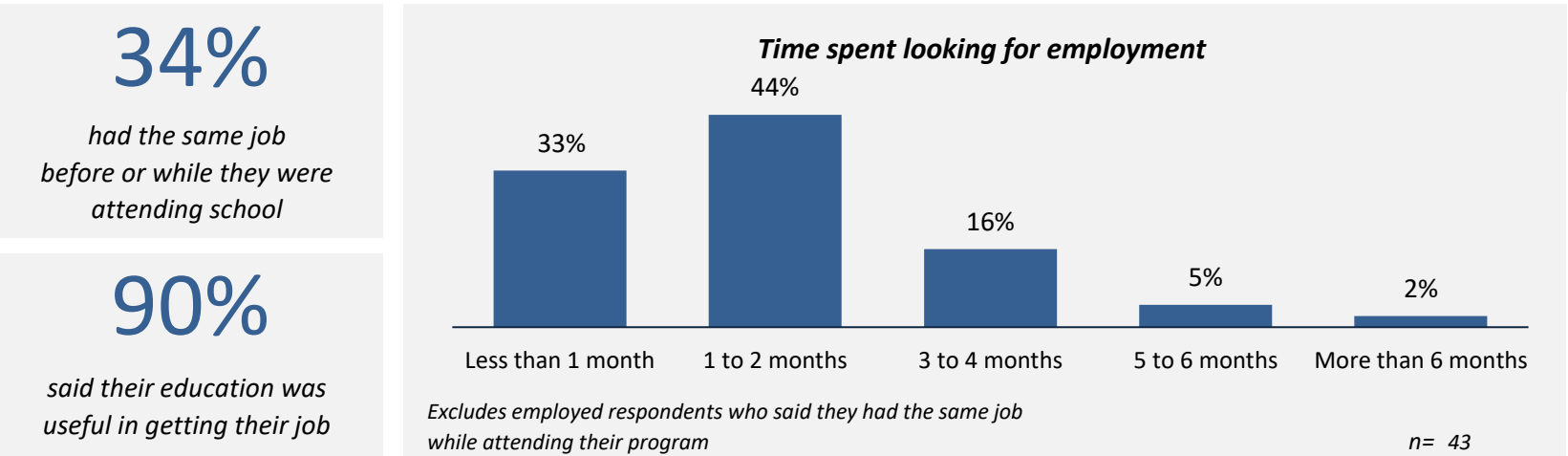
Summary of Survey Results: 2020-2024

Trades Training Type:
Trades foundation, Trades-related vocational programs

Applied filters:	
CPC: VCC: Auto Collision & Refinishing;	
Cohort	223
Respondents	90
Response Rate	40%

Trades foundation & Trades-related vocational programs

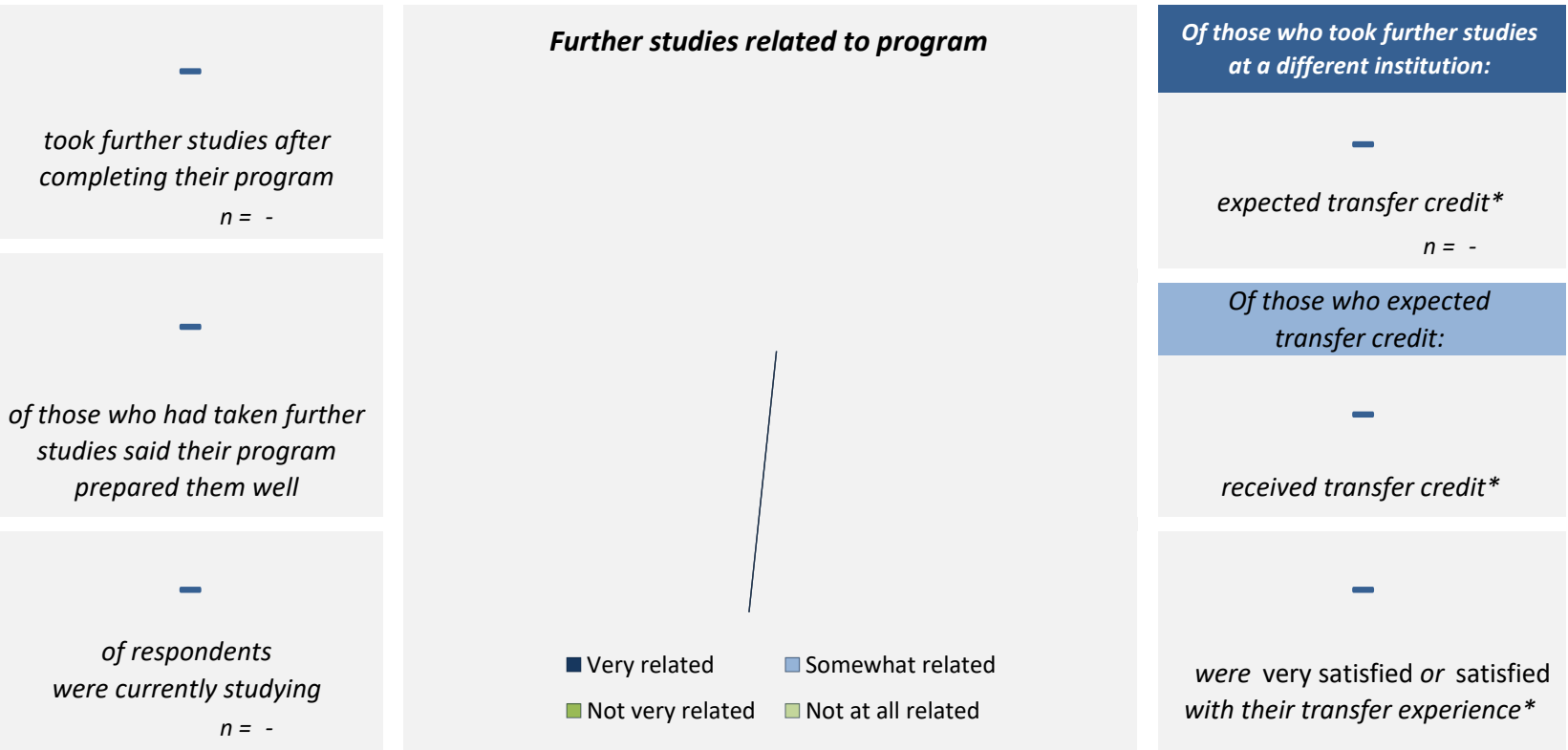
Employment After Leaving School



Other Education

Trades-related vocational respondents only, results are shown for the education they took before and after their program.

*Not asked in 2024



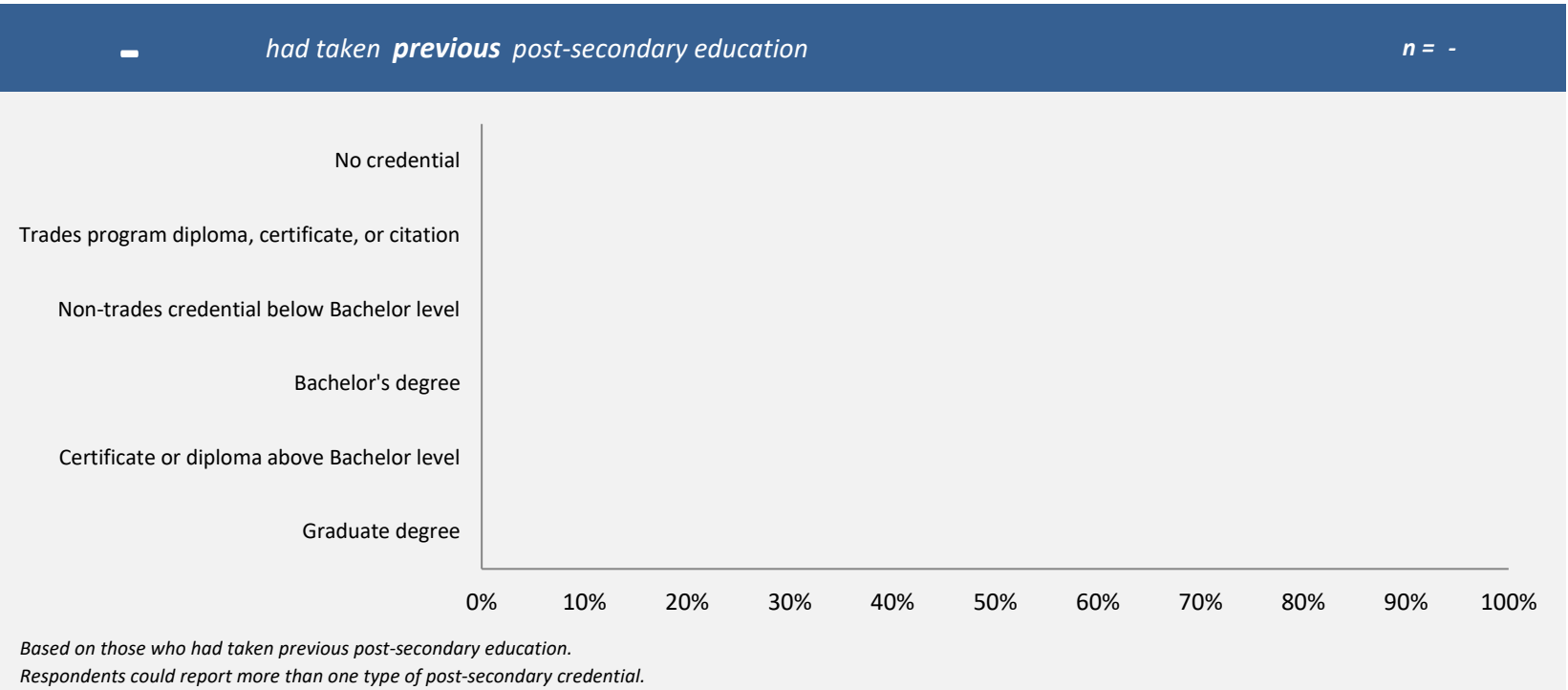
Summary of Survey Results: 2020-2024

Trades Training Type:
Trades foundation, Trades-related vocational programs

Applied filters:

CPC: VCC: Auto Collision & Refinishing;

Cohort	223
Respondents	90
Response Rate	40%



Transition to Apprenticeship

The following results are for Trades foundation respondents only.

n = 86

78%

of Trades foundation respondents tried to get employment as an apprentice after they left their program

74%

of those who tried to get employment as an apprentice were successful

