

Summary of Survey Results: 2020-2024

Trades Training Type:
Progressive apprenticeship, Traditional apprenticeship, Trades foundation, and Trades-related vocational programs

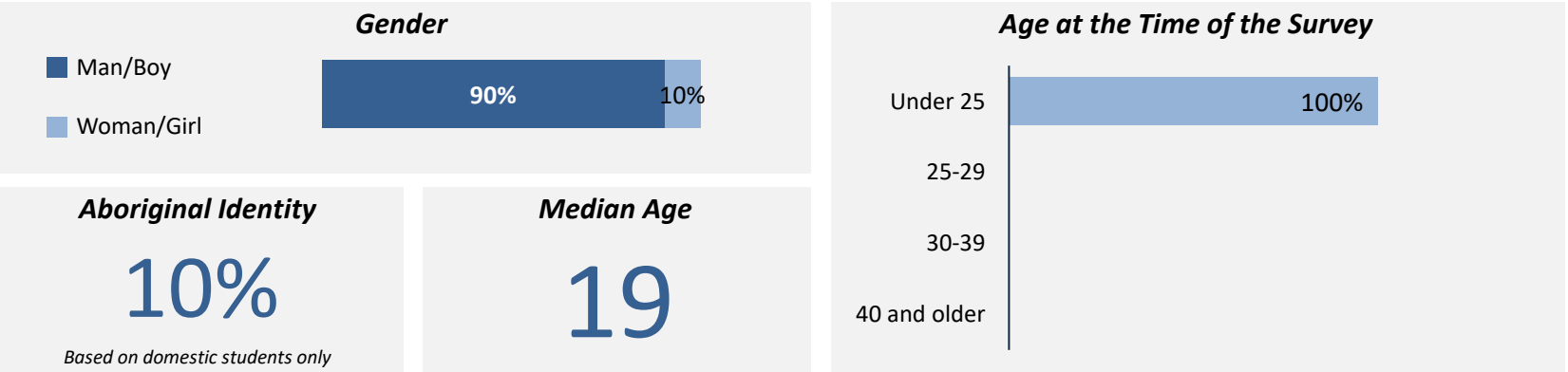
Applied filters:

CPC: VCC: Automotive Collision Repair Senior Secondary;

Cohort	47
Respondents	21
Response Rate	45%

Description of Survey Respondents

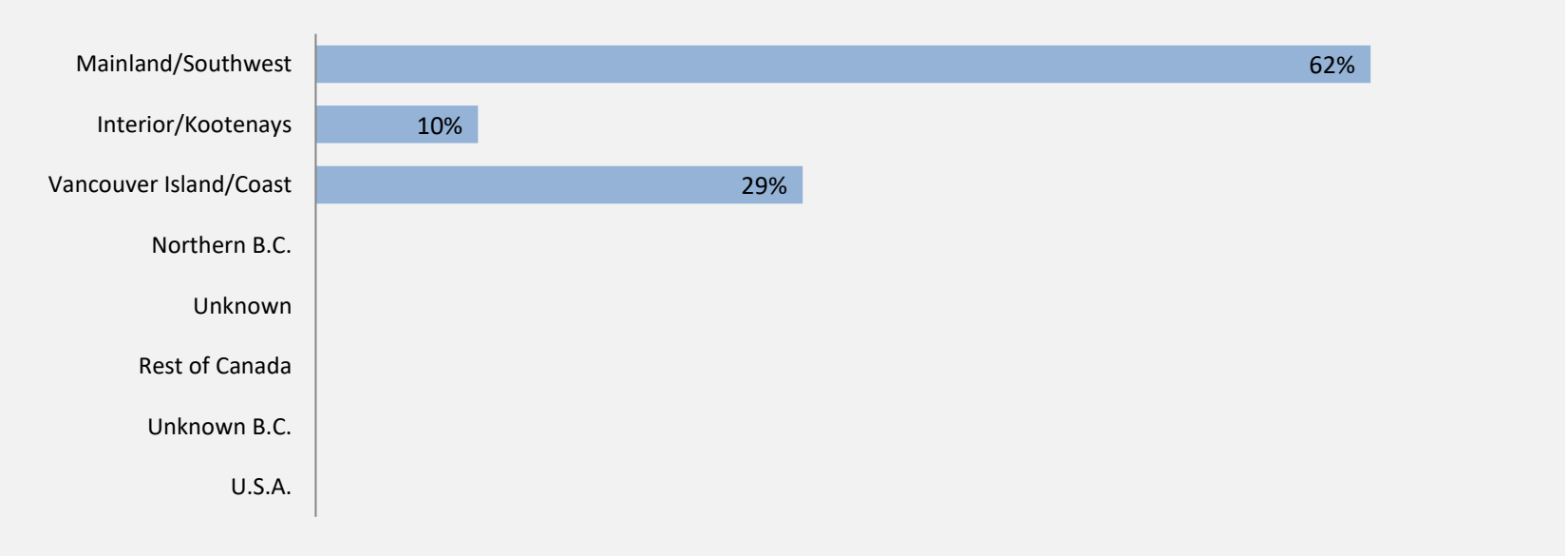
Demographics



About the Respondents



Region respondents were living in at the time of the survey



Summary of Survey Results: 2020-2024

Trades Training Type:
Progressive apprenticeship, Traditional apprenticeship, Trades foundation, and Trades-related vocational programs

Applied filters:

CPC: VCC: Automotive Collision Repair Senior Secondary;

Cohort	47
Respondents	21
Response Rate	45%

Employment Outcomes

In the labour force
90%

Employment rate
67%

Unemployment rate
22.2%

The "Employment rate" is the number employed as a percentage of all respondents.
The "Unemployment rate" is the number of unemployed as a percentage of respondents in the labour force.

Of those employed:

n = 14

Employed full-time

Employed in training-related job

Employed in permanent position

92%

57%

73%

Hourly Wage
(median, main job)

\$17

Hours Worked
(median, main job)

40

Skills and Knowledge Gained
Useful in Performing Job

50%

43%

7%

Very useful

Somewhat useful

Not very useful

Not at all useful

Hourly Wage Group (main job)

\$15 or less

\$15.01 to \$20

\$20.01 to \$25

\$25.01 to \$30

\$30.01 to \$35

\$35.01 to \$40

More than \$40

33%

58%

8%

Top Occupations (5-digit NOC)	# employed	% of those employed
72411: Auto body collision, refinishing and glass technicians and damage repair estimators	5	36%
75101: Material handlers	2	14%
72410: Automotive service technicians, truck and bus mechanics and mechanical repairers	1	7%
XXXXX: Unclassified occupations	1	7%
60031: Accommodation service managers	1	7%
73112: Painters and decorators (except interior decorators)	1	7%
52113: Audio and video recording technicians	1	7%
63200: Cooks	1	7%
75110: Construction trades helpers and labourers	1	7%
Total of top occupations	14	100%
Total employed	14	

Summary of Survey Results: 2020-2024

Trades Training Type:

*Progressive apprenticeship, Traditional apprenticeship,
Trades foundation, and Trades-related vocational programs*

Applied filters:

CPC: VCC: Automotive Collision Repair Senior Secondary;

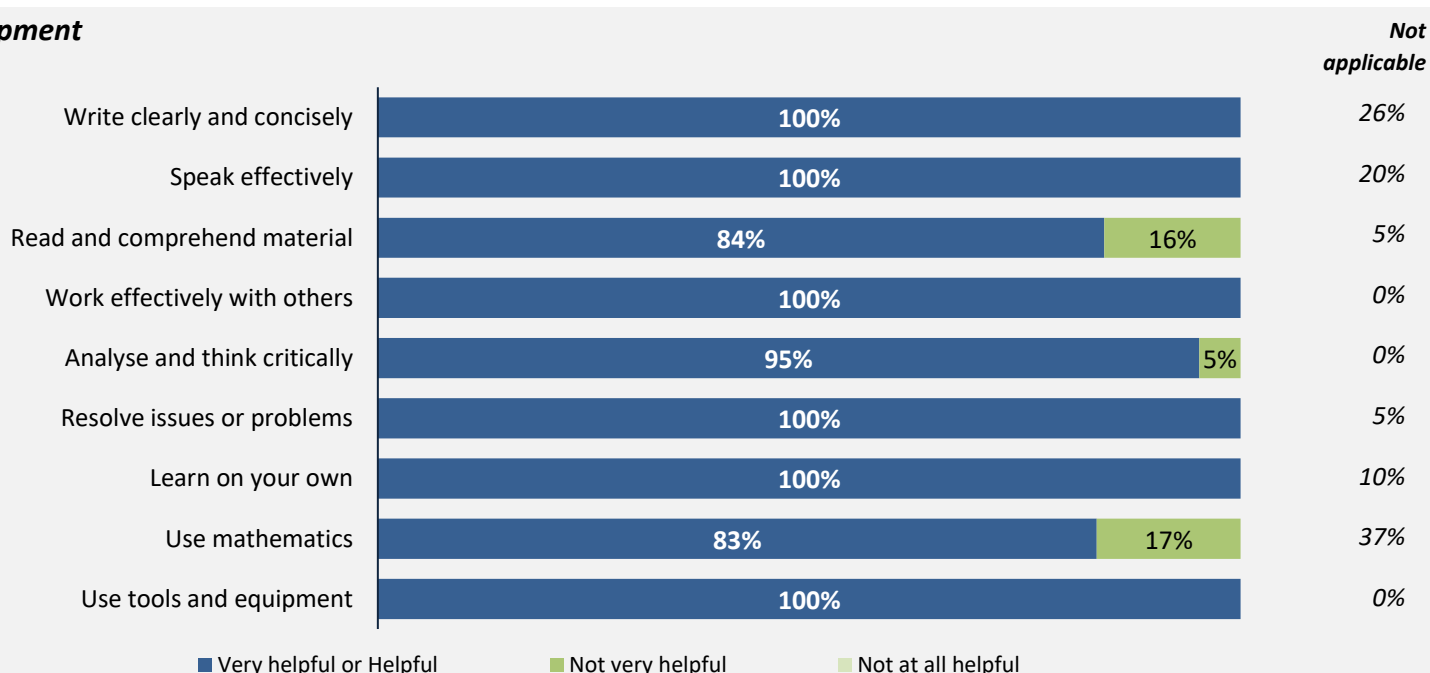
Cohort 47
Respondents 21
Response Rate 45%

Skill Development and Post-Secondary Experience

100%

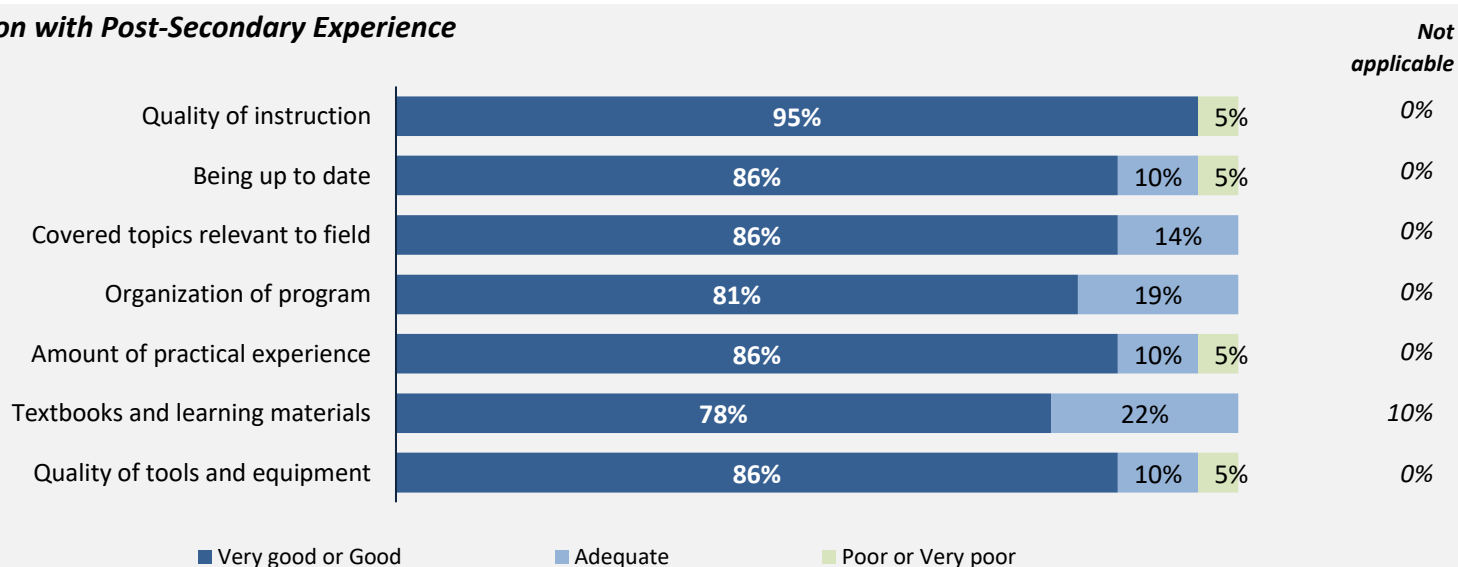
said they were very satisfied or satisfied with the education they received.

Skill Development



Percentages are based on those who gave a valid rating, excluding those who said not applicable.

Satisfaction with Post-Secondary Experience



Percentages are based on those who gave a valid rating, excluding those who said not applicable.

Summary of Survey Results: 2020-2024

Trades Training Type:
Progressive apprenticeship, Traditional apprenticeship


Applied filters:

CPC: VCC: Automotive Collision Repair Senior Secondary;

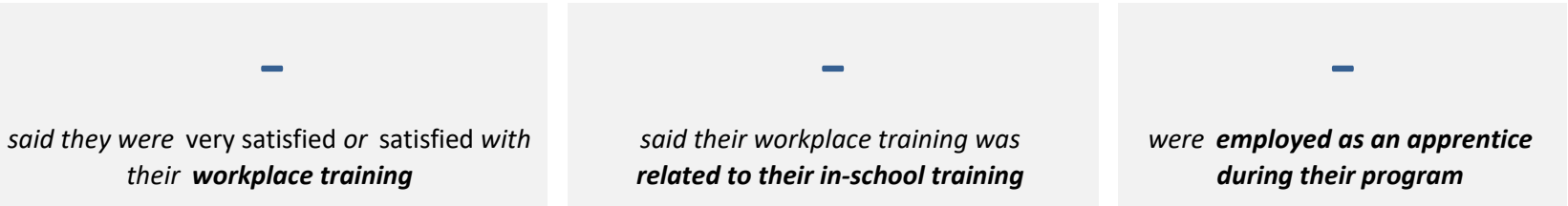
Cohort	-
Respondents	-
Response Rate	0%

Apprenticeship programs

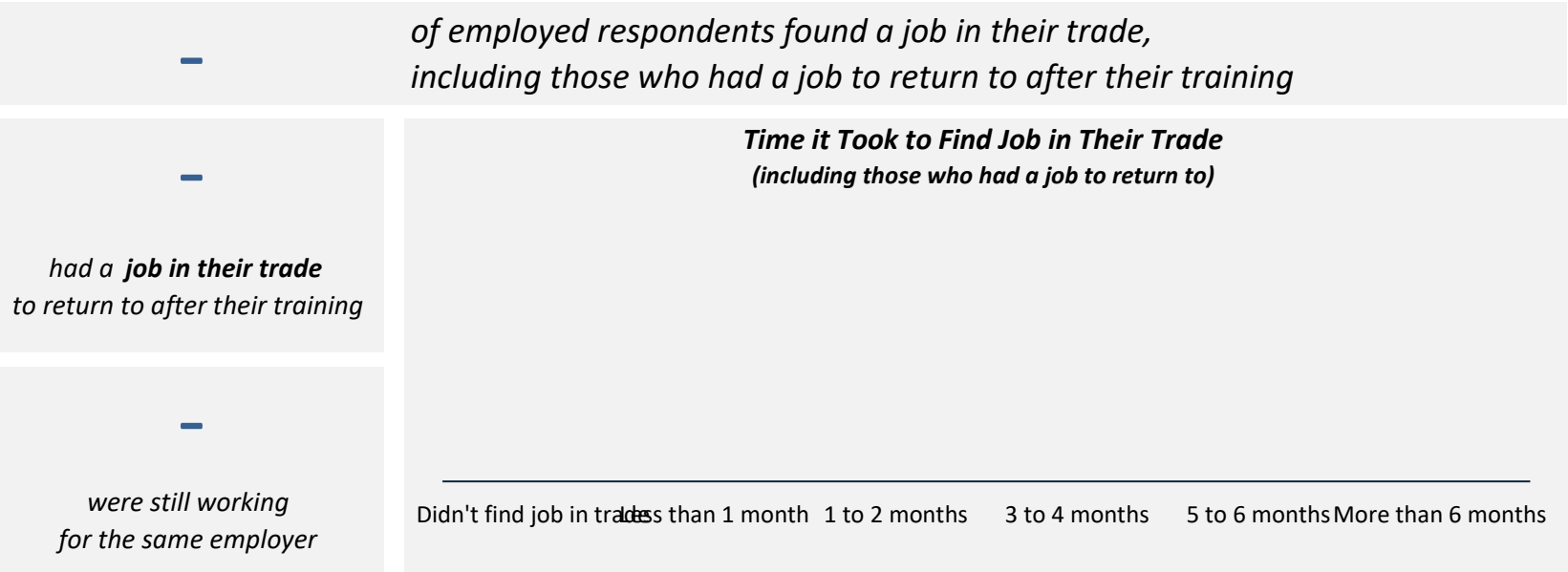
In-School Experiences



Workplace Experiences



Employment After Leaving School



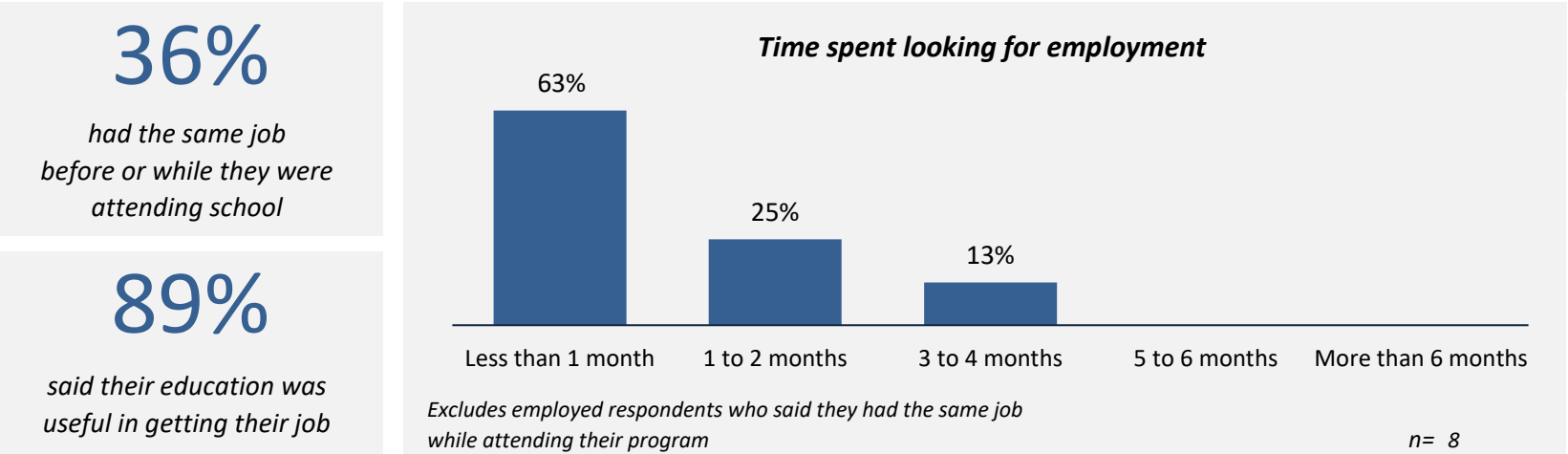
Summary of Survey Results: 2020-2024

Trades Training Type:
Trades foundation, Trades-related vocational programs

Applied filters:	
CPC: VCC: Automotive Collision Repair Senior Secondary;	
Cohort	47
Respondents	21
Response Rate	45%

Trades foundation & Trades-related vocational programs

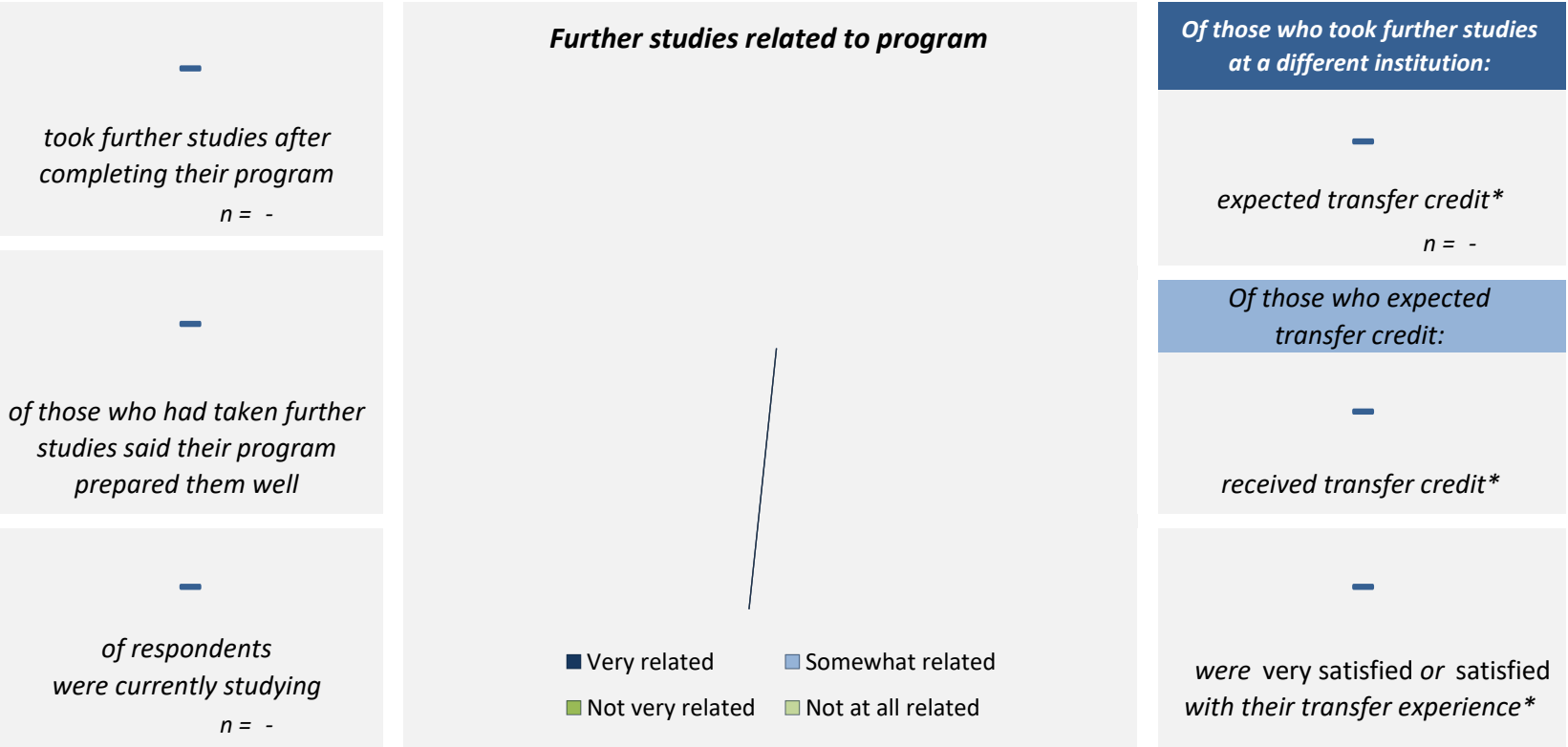
Employment After Leaving School



Other Education

Trades-related vocational respondents only, results are shown for the education they took before and after their program.

*Not asked in 2024



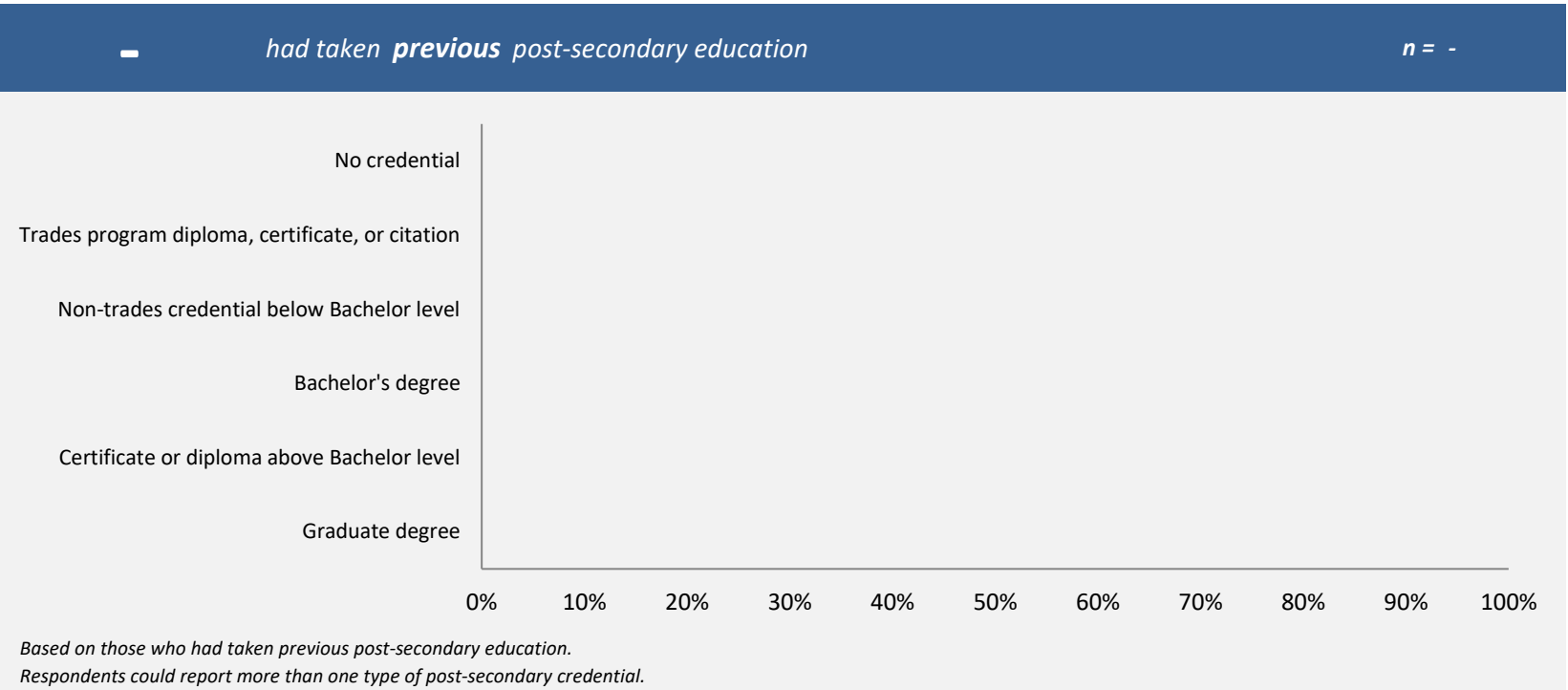
Summary of Survey Results: 2020-2024

Trades Training Type:
Trades foundation, Trades-related vocational programs

Applied filters:

CPC: VCC: Automotive Collision Repair Senior Secondary;

Cohort	47
Respondents	21
Response Rate	45%



Transition to Apprenticeship

The following results are for Trades foundation respondents only.

n = 20

65%

of Trades foundation respondents tried to get employment as an apprentice after they left their program

67%

of those who tried to get employment as an apprentice were successful

