

# Summary of Survey Results: 2020-2024

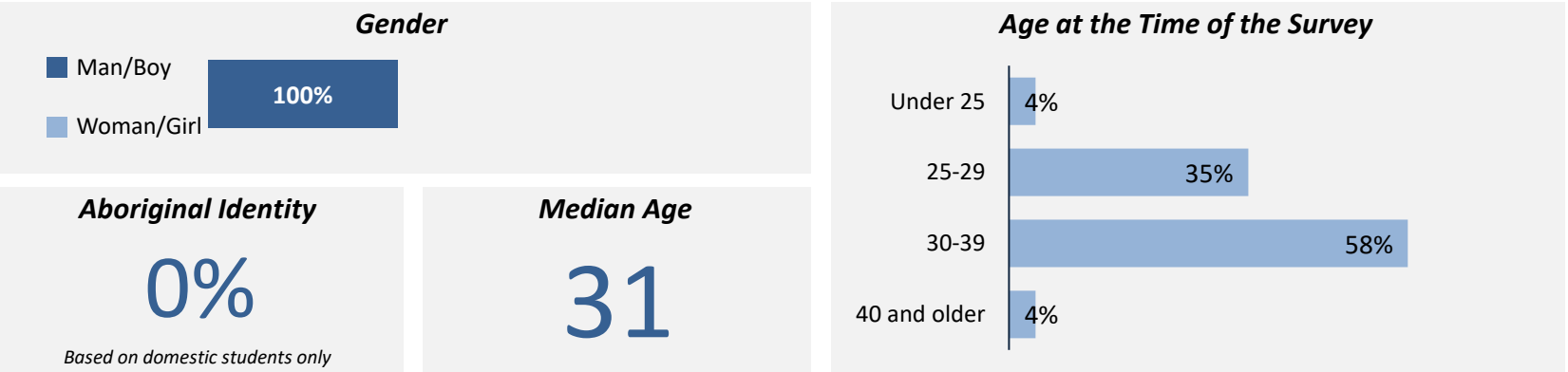
Trades Training Type:  
*Progressive apprenticeship, Traditional apprenticeship, Trades foundation, and Trades-related vocational programs*

Applied filters:  
CPC: VCC: Auto Tech Apprentice;

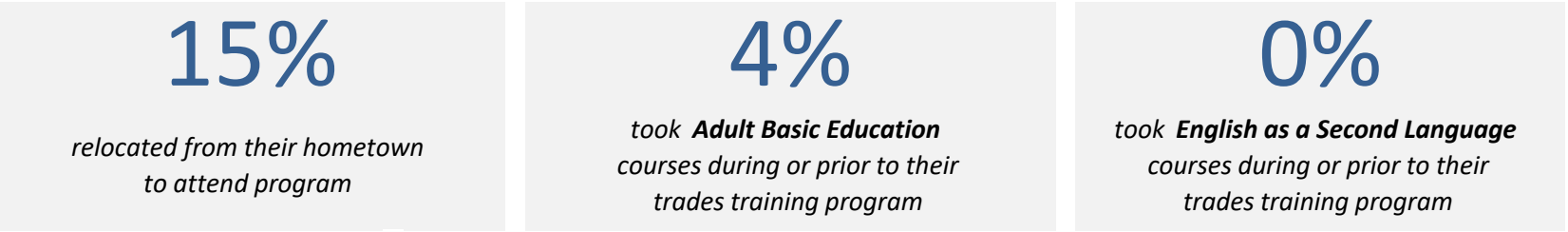
Cohort	56
Respondents	26
Response Rate	46%

## Description of Survey Respondents

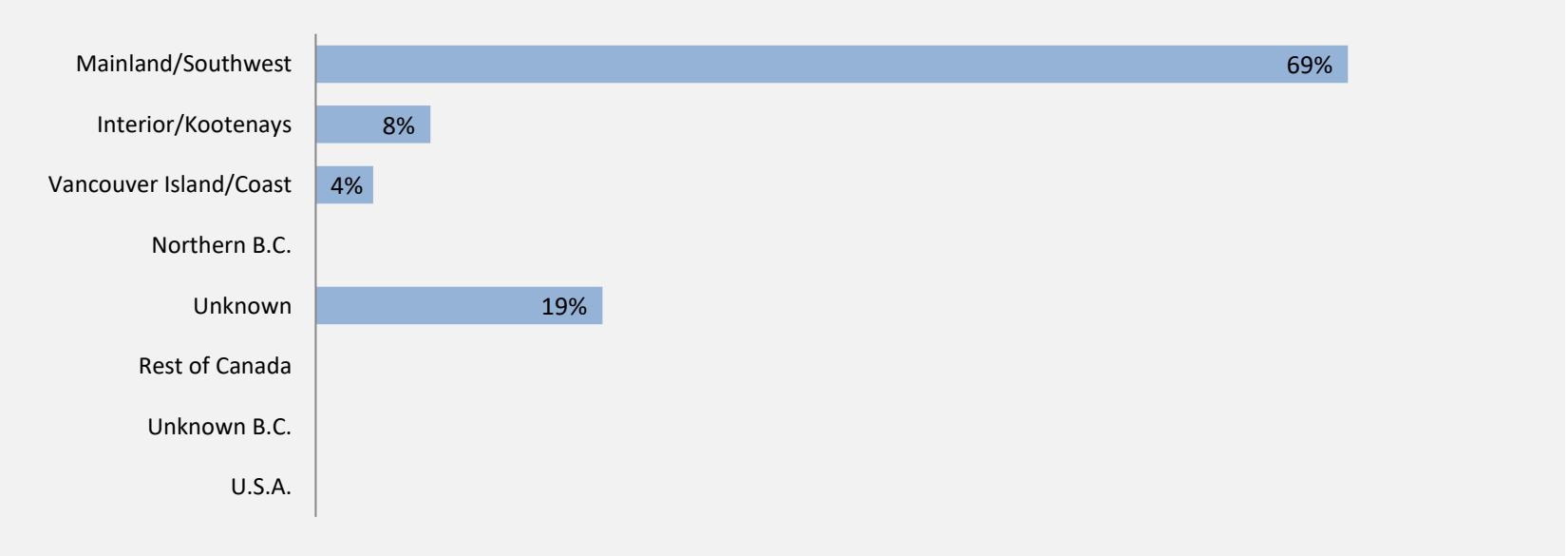
### Demographics



### About the Respondents



### Region respondents were living in at the time of the survey



☒ BC Student  
☐ Outcomes

*Progressive apprenticeship, Traditional apprenticeship, Trades foundation, and Trades-related vocational programs*

*CPC: VCC: Auto Tech Apprentice;*

<i>Cohort</i>	56
<i>Respondents</i>	26
<i>Response Rate</i>	46%

***In the labour force***

100%

### *Employment rate*


96%

### Unemployment rate

3.8%

The "Unemployment rate" is the number of unemployed as a percentage of respondents in the labour force.

**n = 25**



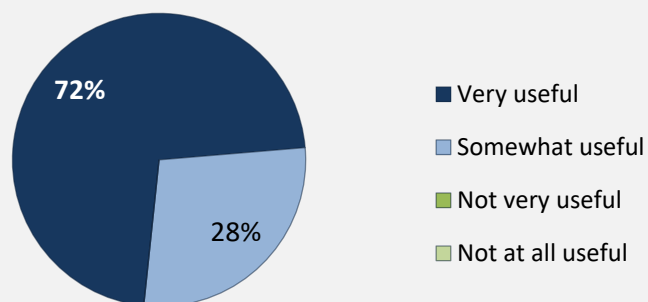
**Hourly Wage**  
(median, main job)

\$35

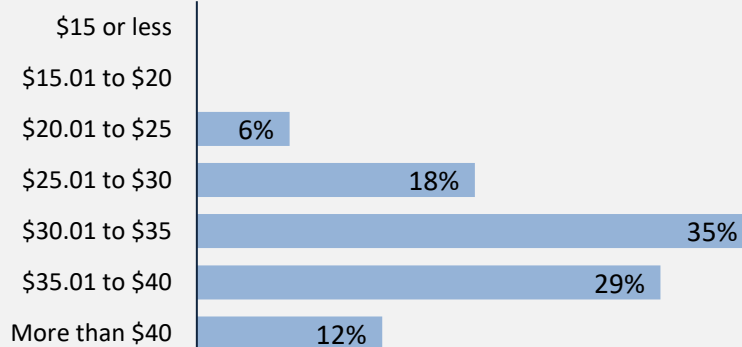
**Hours Worked**  
(median, main job)

40

### ***Skills and Knowledge Gained Useful in Performing Job***



**Hourly Wage Group (main job)**



### Top Occupations (5-digit NOC)

72410: Automotive service technicians, truck and bus mechanics and mechanical repairers	22	88%
72014: Contractors and supervisors, other construction trades, installers, repairers and servicers	1	4%
60020: Retail and wholesale trade managers	1	4%
95103: Labourers in wood, pulp and paper processing	1	4%

<i>Total of top occupations</i>	25	100%
Total employed	25	

# Summary of Survey Results: 2020-2024

Trades Training Type:

*Progressive apprenticeship, Traditional apprenticeship,  
Trades foundation, and Trades-related vocational programs*

## Applied filters:

CPC: VCC: Auto Tech Apprentices;

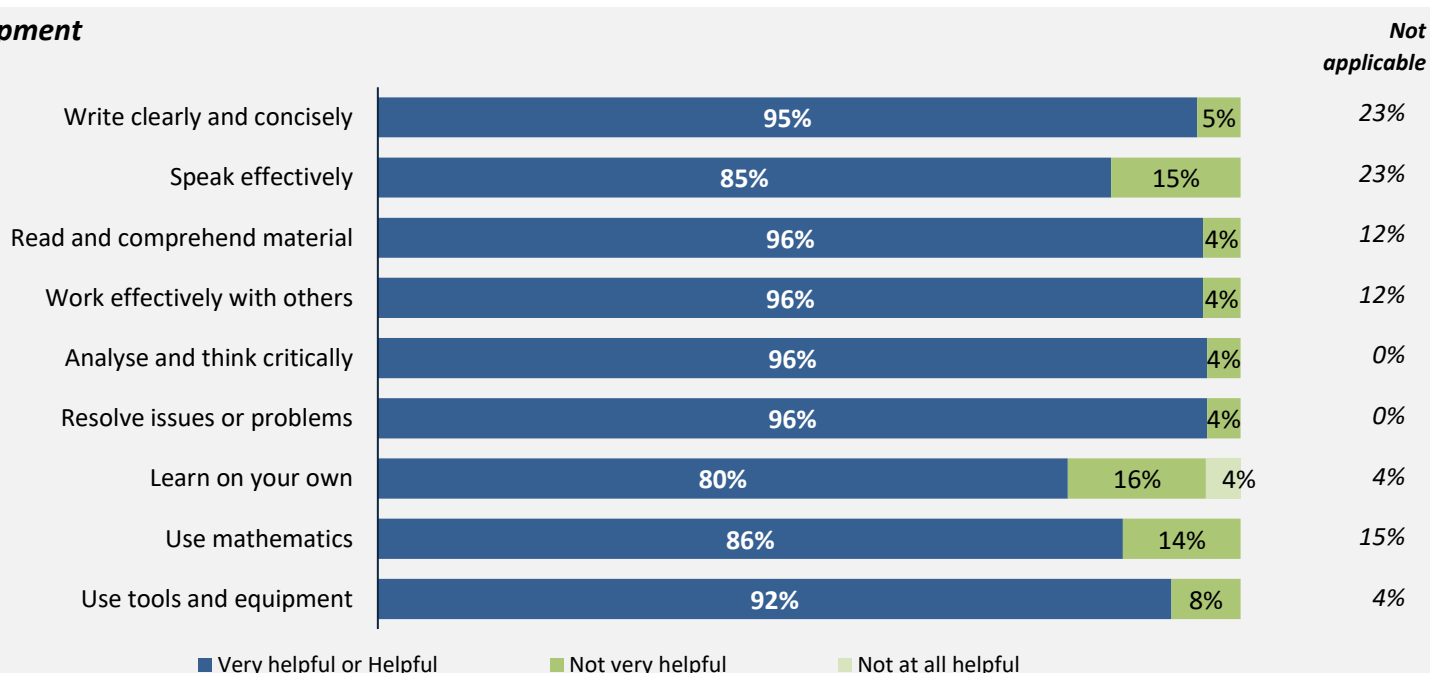
<b>Cohort</b>	<b>56</b>
<b>Respondents</b>	<b>26</b>
<b>Response Rate</b>	<b>46%</b>

## Skill Development and Post-Secondary Experience

# 96%

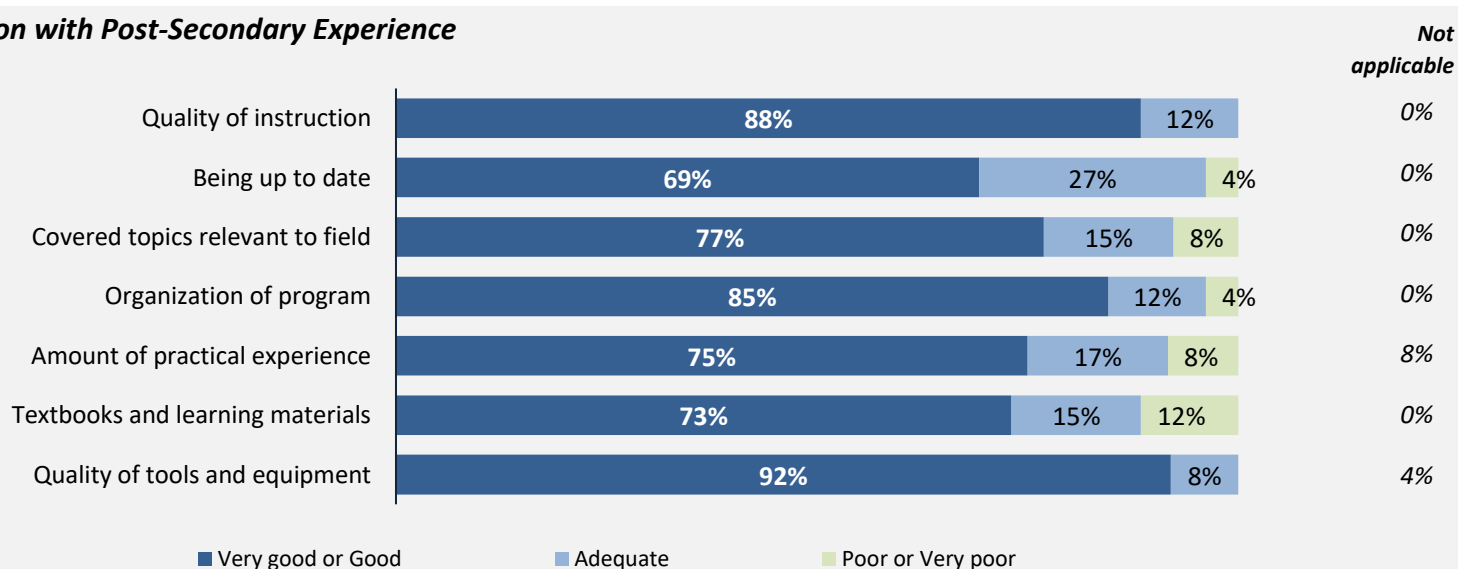
said they were very satisfied or satisfied with the education they received.

### Skill Development



Percentages are based on those who gave a valid rating, excluding those who said not applicable.

### Satisfaction with Post-Secondary Experience



Percentages are based on those who gave a valid rating, excluding those who said not applicable.

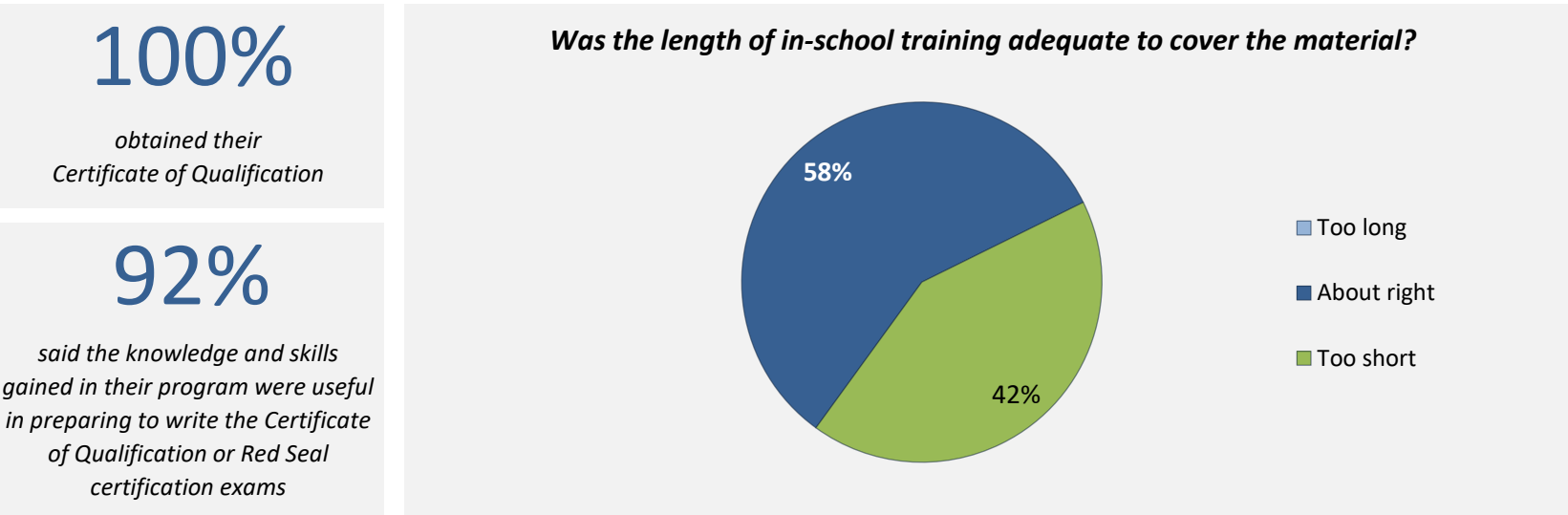
# Summary of Survey Results: 2020-2024

Trades Training Type:  
Progressive apprenticeship, Traditional apprenticeship

Applied filters:	
CPC: VCC: Auto Tech Apprentice;	
	Cohort56
	Respondents26
	Response Rate46%

## Apprenticeship programs

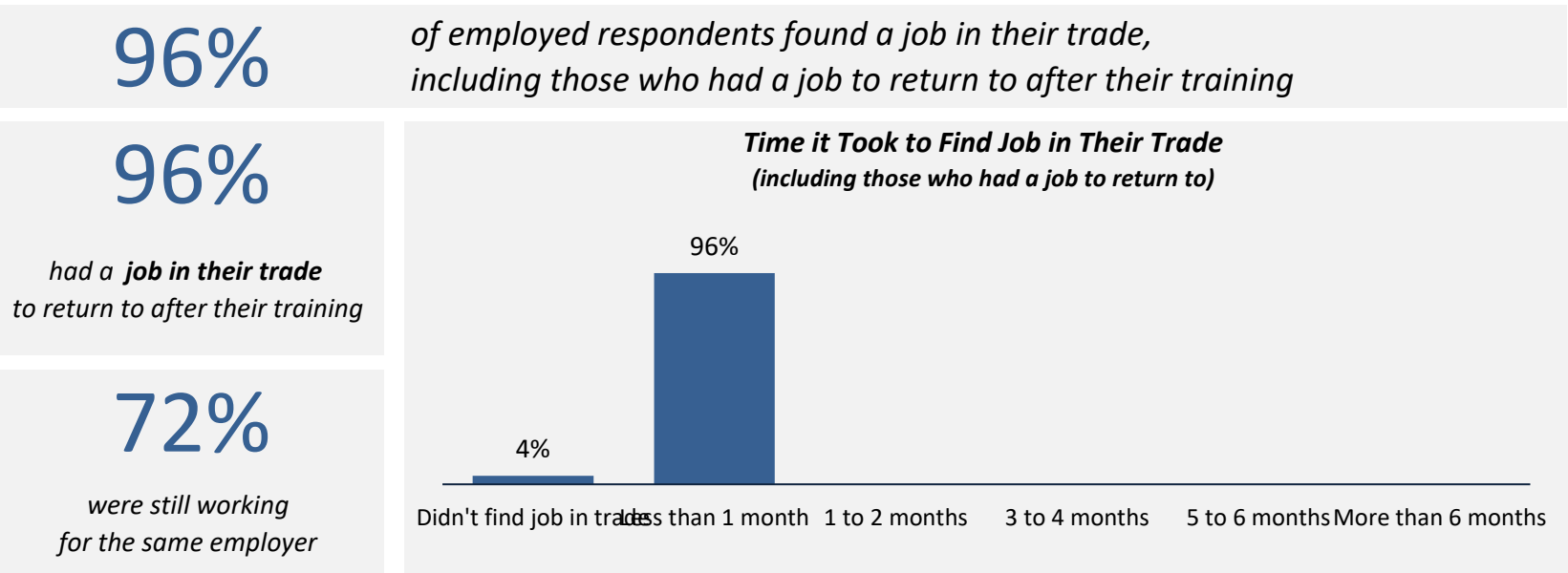
### In-School Experiences



### Workplace Experiences



### Employment After Leaving School



# Summary of Survey Results: 2020-2024

Trades Training Type:  
*Progressive apprenticeship, Traditional apprenticeship, Trades foundation, and Trades-related vocational programs*

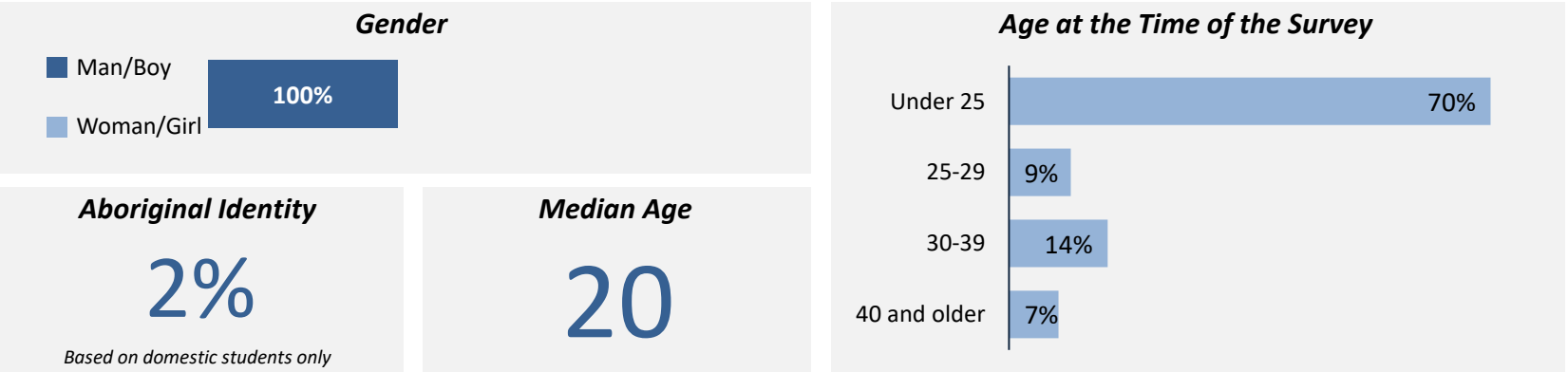
Applied filters:

CPC: VCC: Automotive Service Technician Apprenticeship Level 1;

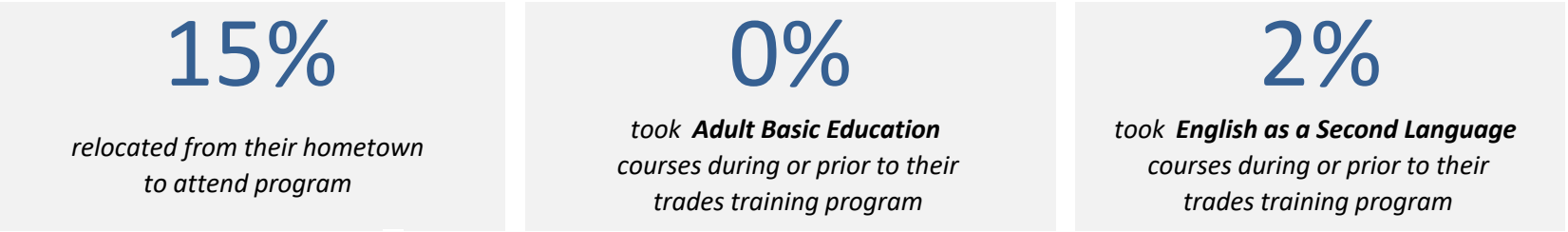
Cohort	142
Respondents	56
Response Rate	39%

## Description of Survey Respondents


### Demographics



### About the Respondents



### Region respondents were living in at the time of the survey



Applied filters:

CPC: VCC: Automotive Service Technician Apprenticeship Level 1;

Cohort

142

Respondents

56

Response Rate

39%

Employment Outcomes

In the labour force

96%

Employment rate

89%

Unemployment rate

7.7%

The "Employment rate" is the number employed as a percentage of all respondents.

The "Unemployment rate" is the number of unemployed as a percentage of respondents in the labour force.

Of those employed:

n = 48

Employed full-time

96%

Employed in training-related job

92%

Employed in permanent position

86%

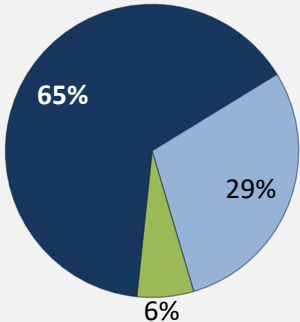
Hourly Wage  
(median, main job)

\$17

Hours Worked  
(median, main job)

40

Skills and Knowledge Gained  
Useful in Performing Job



Very useful

Somewhat useful

Not very useful

Not at all useful

Hourly Wage Group (main job)

\$15 or less	28%
\$15.01 to \$20	43%
\$20.01 to \$25	18%
\$25.01 to \$30	13%
\$30.01 to \$35	
\$35.01 to \$40	
More than \$40	

Top Occupations (5-digit NOC)	# employed	% of those employed
72410: Automotive service technicians, truck and bus mechanics and mechanical repairers	33	69%
74203: Automotive and heavy truck and equipment parts installers and servicers	5	10%
65102: Store shelf stockers, clerks and order fillers	3	6%
XXXXX: Unclassified occupations	2	4%
65329: Other service support occupations	1	2%
64409: Other customer and information services representatives	1	2%
65100: Cashiers	1	2%
72402: Heating, refrigeration and air conditioning mechanics	1	2%
75119: Other trades helpers and labourers	1	2%
Total of top occupations	48	100%
Total employed	48	

# Summary of Survey Results: 2020-2024

Trades Training Type:

Progressive apprenticeship, Traditional apprenticeship,  
Trades foundation, and Trades-related vocational programs

## Applied filters:

CPC: VCC: Automotive Service Technician Apprenticeship Level 1;

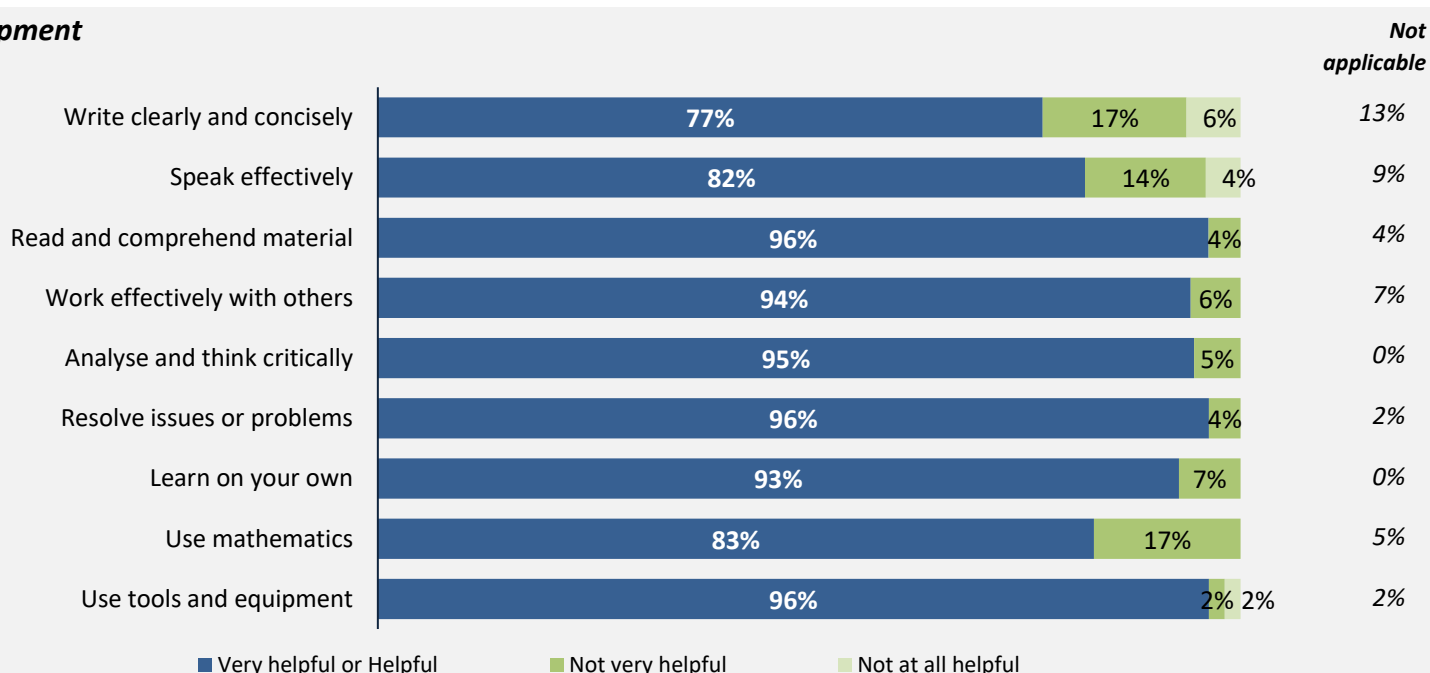
Cohort 142  
Respondents 56  
Response Rate 39%

## Skill Development and Post-Secondary Experience

96%

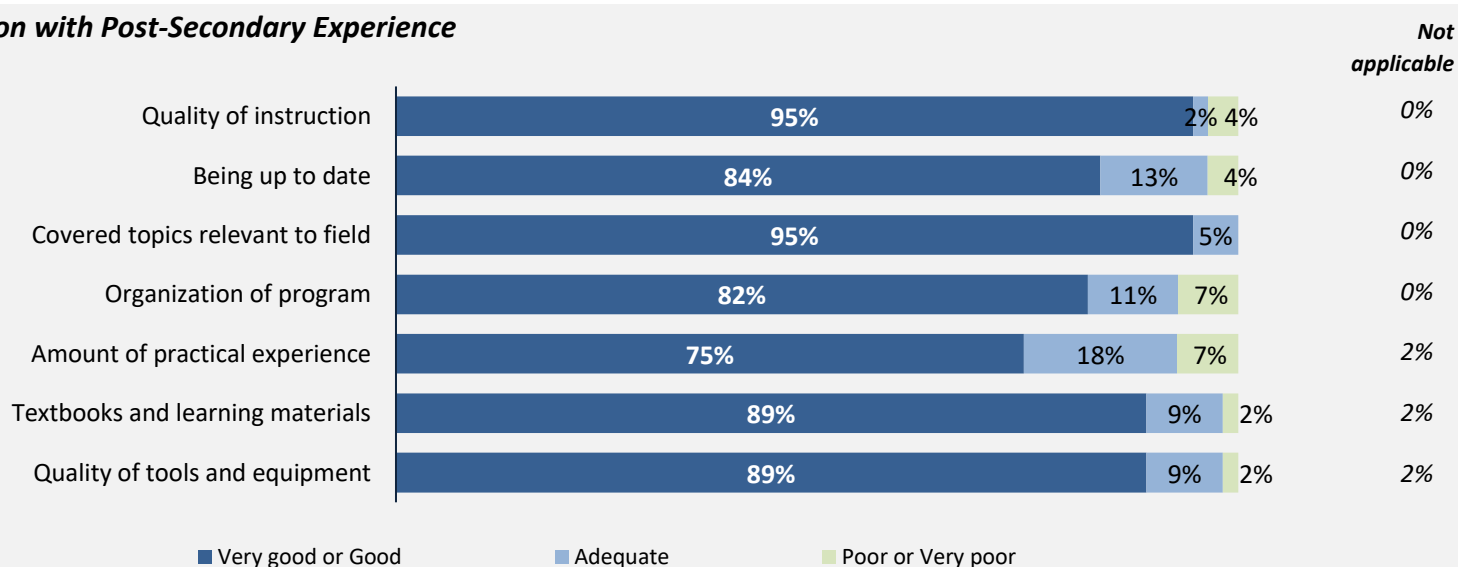
said they were very satisfied or satisfied with the education they received.

### Skill Development



Percentages are based on those who gave a valid rating, excluding those who said not applicable.

### Satisfaction with Post-Secondary Experience



Percentages are based on those who gave a valid rating, excluding those who said not applicable.

Summary of Survey Results: 2020-2024

Trades Training Type:  
Progressive apprenticeship, Traditional apprenticeship

Applied filters:

CPC: VCC: Automotive Service Technician Apprenticeship Level 1;

Cohort	142
Respondents	56
Response Rate	39%

Apprenticeship programs

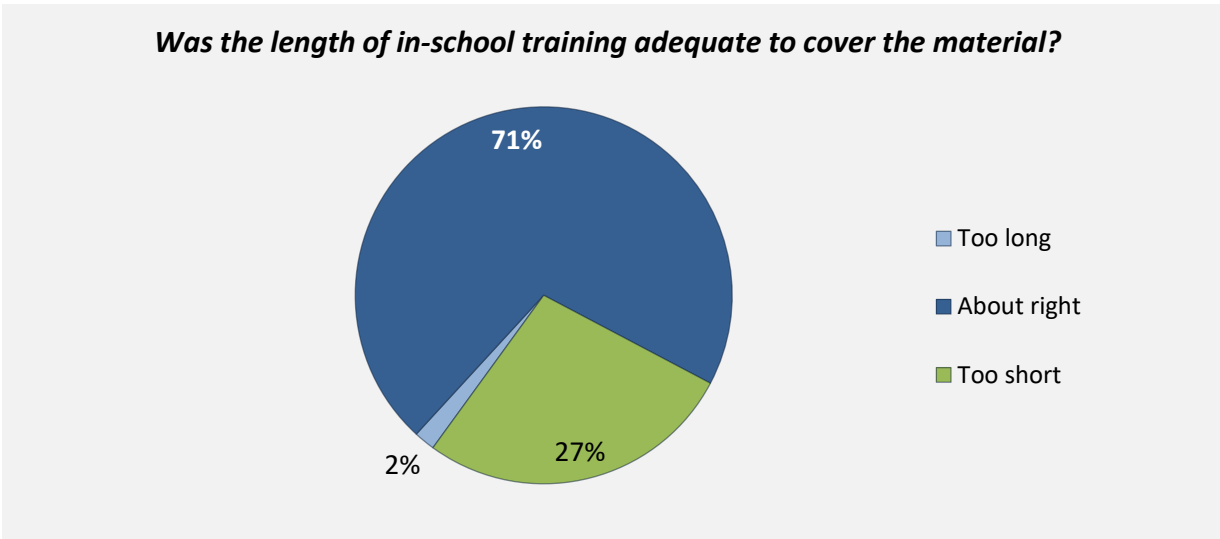
In-School Experiences

69%

obtained their  
Certificate of Qualification

98%

said the knowledge and skills  
gained in their program were useful  
in preparing to write the Certificate  
of Qualification or Red Seal  
certification exams



Workplace Experiences

91%

said they were very satisfied or satisfied with  
their workplace training

85%

said their workplace training was  
related to their in-school training

90%

were employed as an apprentice  
during their program

Employment After Leaving School

84%

of employed respondents found a job in their trade,  
including those who had a job to return to after their training

73%

had a job in their trade  
to return to after their training

65%

were still working  
for the same employer





# Summary of Survey Results: 2020-2024

Trades Training Type:  
*Progressive apprenticeship, Traditional apprenticeship, Trades foundation, and Trades-related vocational programs*

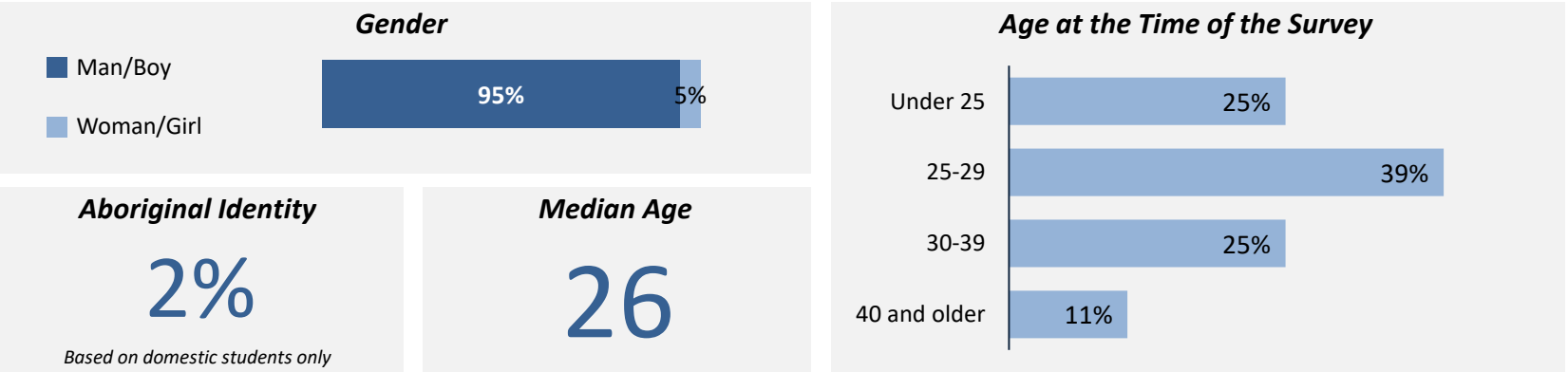
Applied filters:

CPC: VCC: Automotive Service Technician Apprenticeship Level 2;

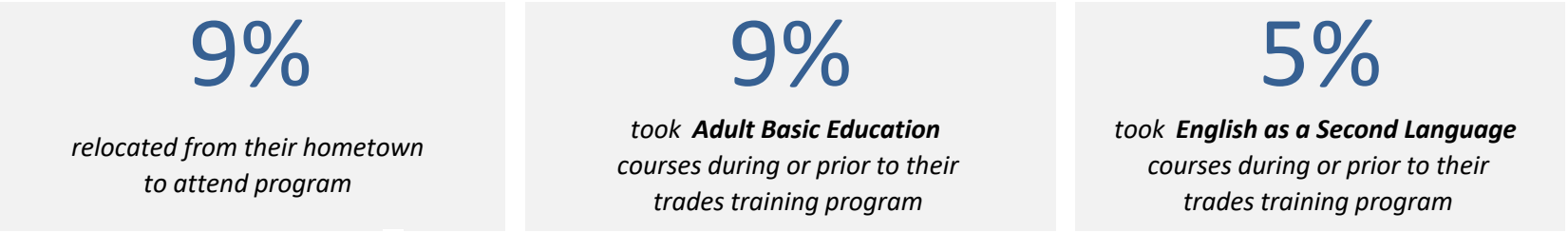
Cohort	108
Respondents	56
Response Rate	52%

## Description of Survey Respondents


### Demographics



### About the Respondents



### Region respondents were living in at the time of the survey



☒ BC Student  
☐ Outcomes

*Progressive apprenticeship, Traditional apprenticeship, Trades foundation, and Trades-related vocational programs*

*CPC: VCC: Automotive Service Technician Apprenticeship Level 2;*

<i>Cohort</i>	<b>108</b>
<i>Respondents</i>	<b>56</b>
<i>Response Rate</i>	<b>52%</b>

***In the labour force***

100%

### ***Employment rate***


100%

### Unemployment rate

0.0%

The "Unemployment rate" is the number of unemployed as a percentage of respondents in the labour force.

n = 55



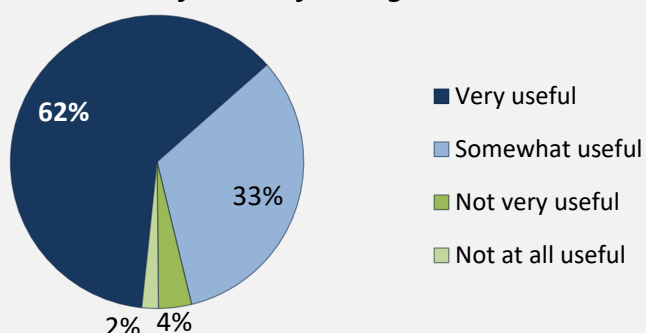
**Hourly Wage**  
(median, main job)

\$24

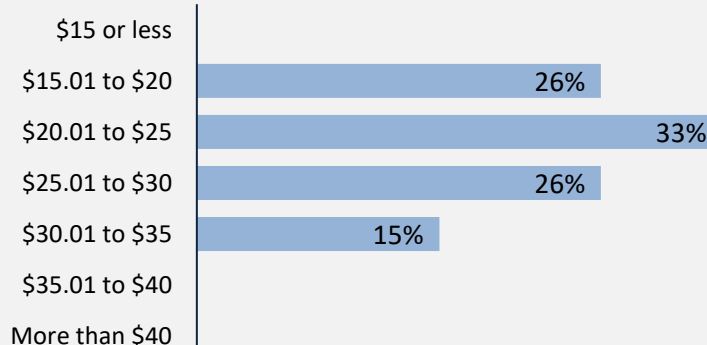
**Hours Worked**  
(median, main job)

40

### ***Skills and Knowledge Gained Useful in Performing Job***



**Hourly Wage Group (main job)**



### Top Occupations (5-digit NOC)

Occupation	Number of employees	Percentage of employees
72410: Automotive service technicians, truck and bus mechanics and mechanical repairers	51	93%
XXXXX: Unclassified occupations	2	4%
72102: Sheet metal workers	1	2%
72423: Motorcycle, all-terrain vehicle and other related mechanics	1	2%

Total of top occupations	55	100%
Total employed	55	

# Summary of Survey Results: 2020-2024

Trades Training Type:

Progressive apprenticeship, Traditional apprenticeship,  
Trades foundation, and Trades-related vocational programs

## Applied filters:

CPC: VCC: Automotive Service Technician Apprenticeship Level 2;

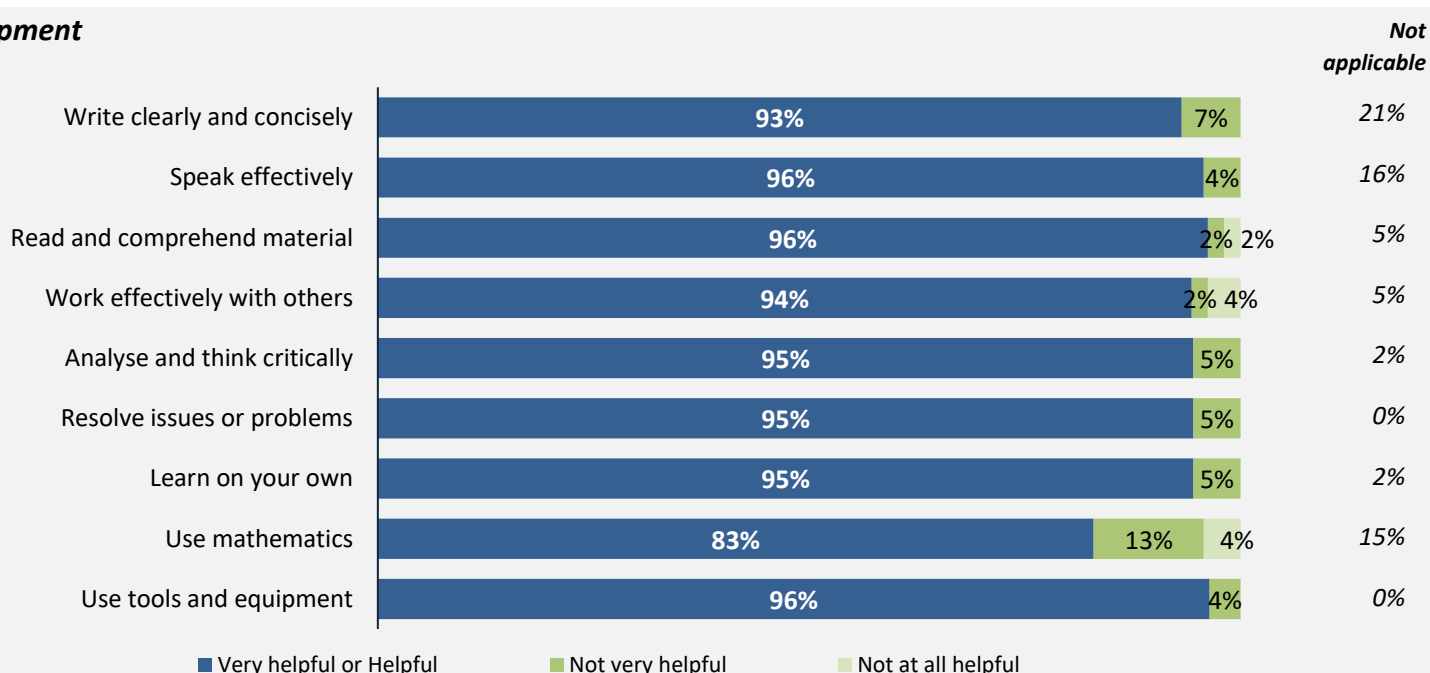
Cohort 108  
Respondents 56  
Response Rate 52%

## Skill Development and Post-Secondary Experience

98%

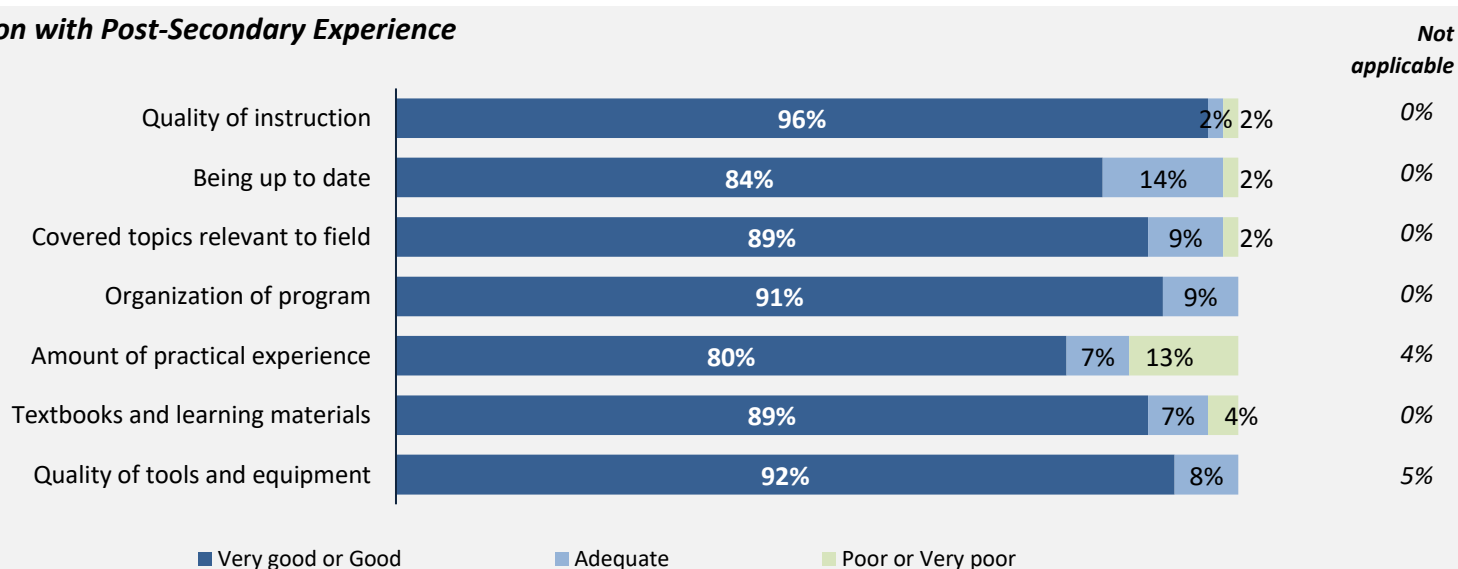
said they were very satisfied or satisfied with the education they received.

### Skill Development



Percentages are based on those who gave a valid rating, excluding those who said not applicable.

### Satisfaction with Post-Secondary Experience



Percentages are based on those who gave a valid rating, excluding those who said not applicable.

Summary of Survey Results: 2020-2024

Trades Training Type:  
Progressive apprenticeship, Traditional apprenticeship

Applied filters:

CPC: VCC: Automotive Service Technician Apprenticeship Level 2;

Cohort	108
Respondents	56
Response Rate	52%

Apprenticeship programs

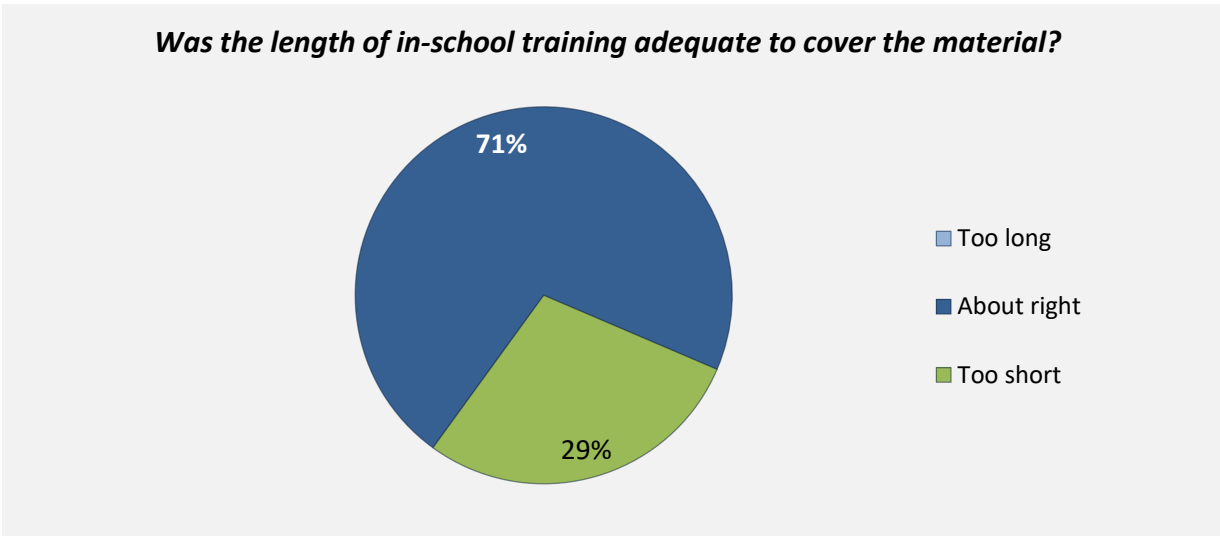
In-School Experiences

80%

obtained their  
Certificate of Qualification

100%

said the knowledge and skills  
gained in their program were useful  
in preparing to write the Certificate  
of Qualification or Red Seal  
certification exams



Workplace Experiences

88%

said they were very satisfied or satisfied with  
their workplace training

91%

said their workplace training was  
related to their in-school training

100%

were employed as an apprentice  
during their program

Employment After Leaving School

98%

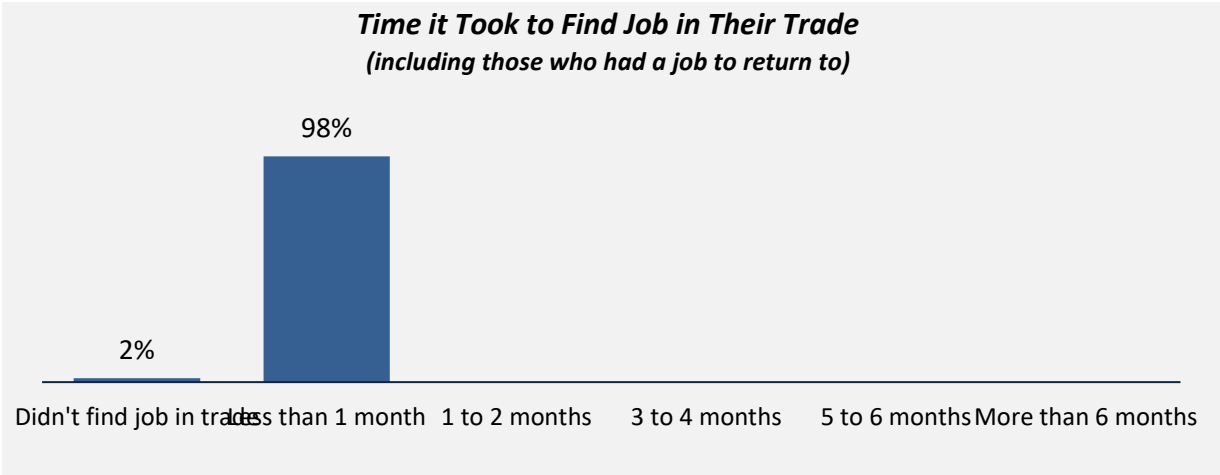
of employed respondents found a job in their trade,  
including those who had a job to return to after their training

96%

had a job in their trade  
to return to after their training

80%

were still working  
for the same employer



# Summary of Survey Results: 2020-2024

Trades Training Type:  
*Progressive apprenticeship, Traditional apprenticeship, Trades foundation, and Trades-related vocational programs*

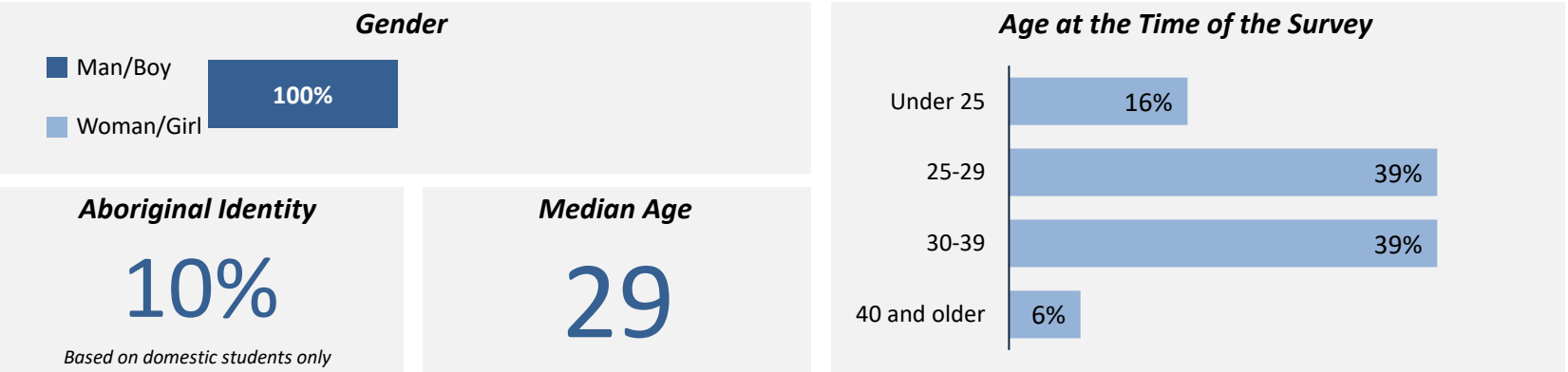
Applied filters:

CPC: VCC: Automotive Service Technician Apprenticeship Level 3;

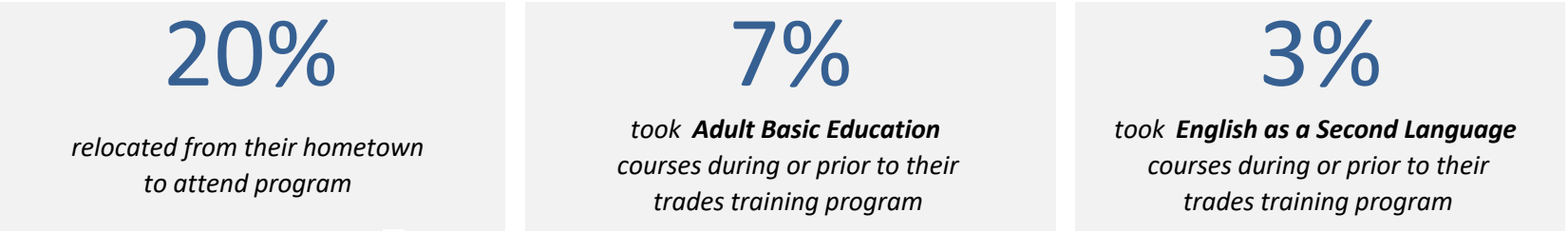
Cohort	60
Respondents	31
Response Rate	52%

## Description of Survey Respondents


### Demographics



### About the Respondents



### Region respondents were living in at the time of the survey



☒ BC Student  
☐ Outcomes

*Progressive apprenticeship, Traditional apprenticeship, Trades foundation, and Trades-related vocational programs*

*CPC: VCC: Automotive Service Technician Apprenticeship Level 3;*

<i>Cohort</i>	<b>60</b>
<i>Respondents</i>	<b>31</b>
<i>Response Rate</i>	<b>52%</b>

***In the labour force***

100%

### *Employment rate*


100%

### Unemployment rate

0.0%

The "Unemployment rate" is the number of unemployed as a percentage of respondents in the labour force.

**n = 30**



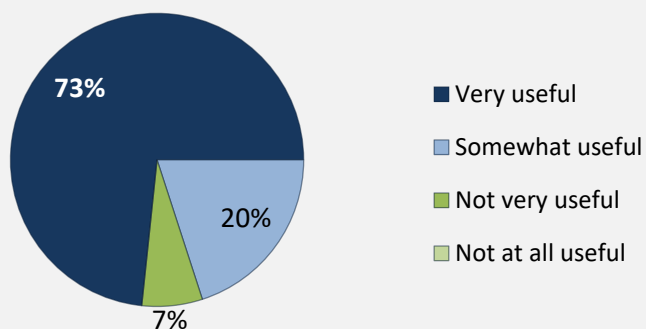
**Hourly Wage**  
(median, main job)

\$32

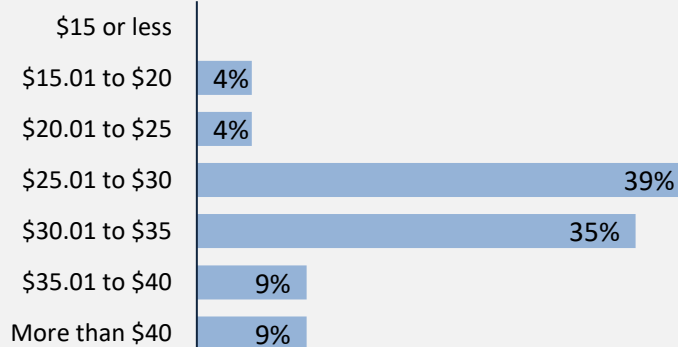
**Hours Worked**  
(median, main job)

40

### ***Skills and Knowledge Gained Useful in Performing Job***



**Hourly Wage Group (main job)**



### Top Occupations (5-digit NOC)

Top Occupations (5-digit NOC)	# employed	% of those employed
72410: Automotive service technicians, truck and bus mechanics and mechanical repairers	29	97%
72401: Heavy-duty equipment mechanics	1	3%
Total of top occupations	30	100%
Total employed	30	

# Summary of Survey Results: 2020-2024

Trades Training Type:

Progressive apprenticeship, Traditional apprenticeship,  
Trades foundation, and Trades-related vocational programs

## Applied filters:

CPC: VCC: Automotive Service Technician Apprenticeship Level 3;

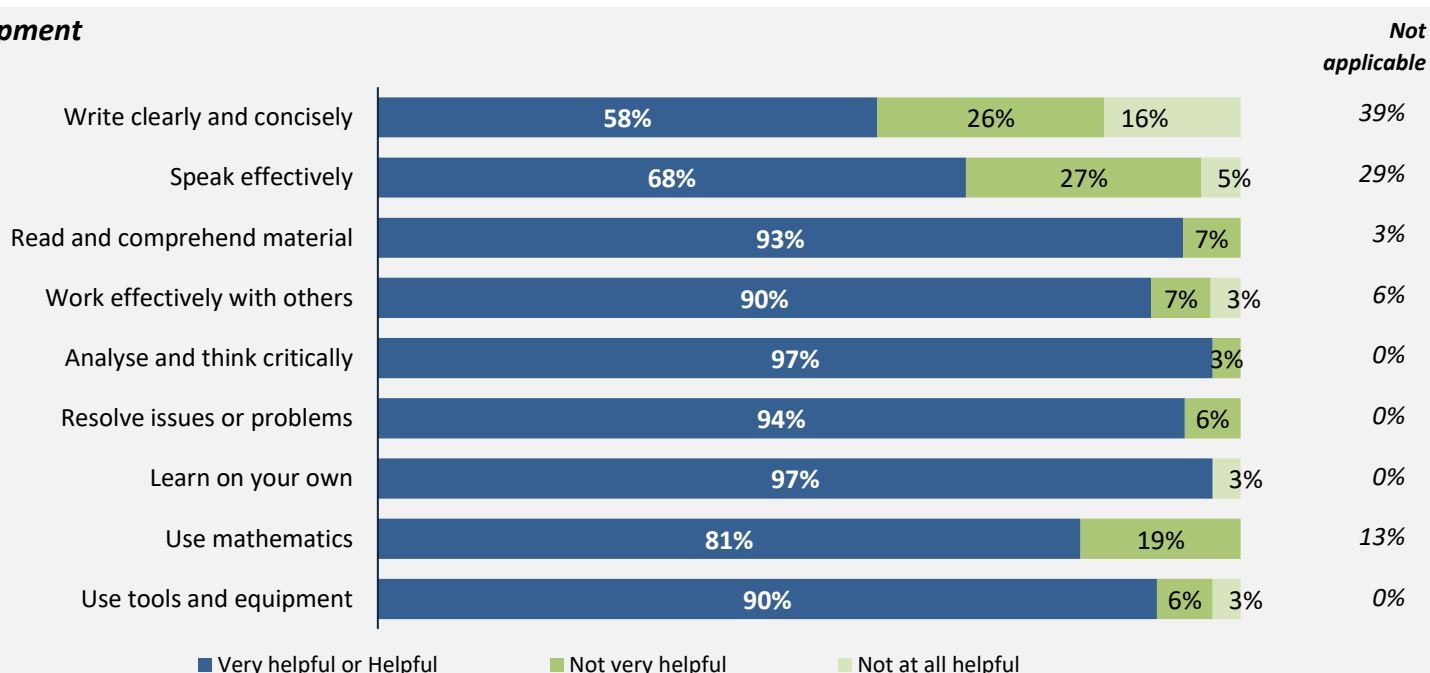
**Cohort** 60  
**Respondents** 31  
**Response Rate** 52%

## Skill Development and Post-Secondary Experience

# 93%

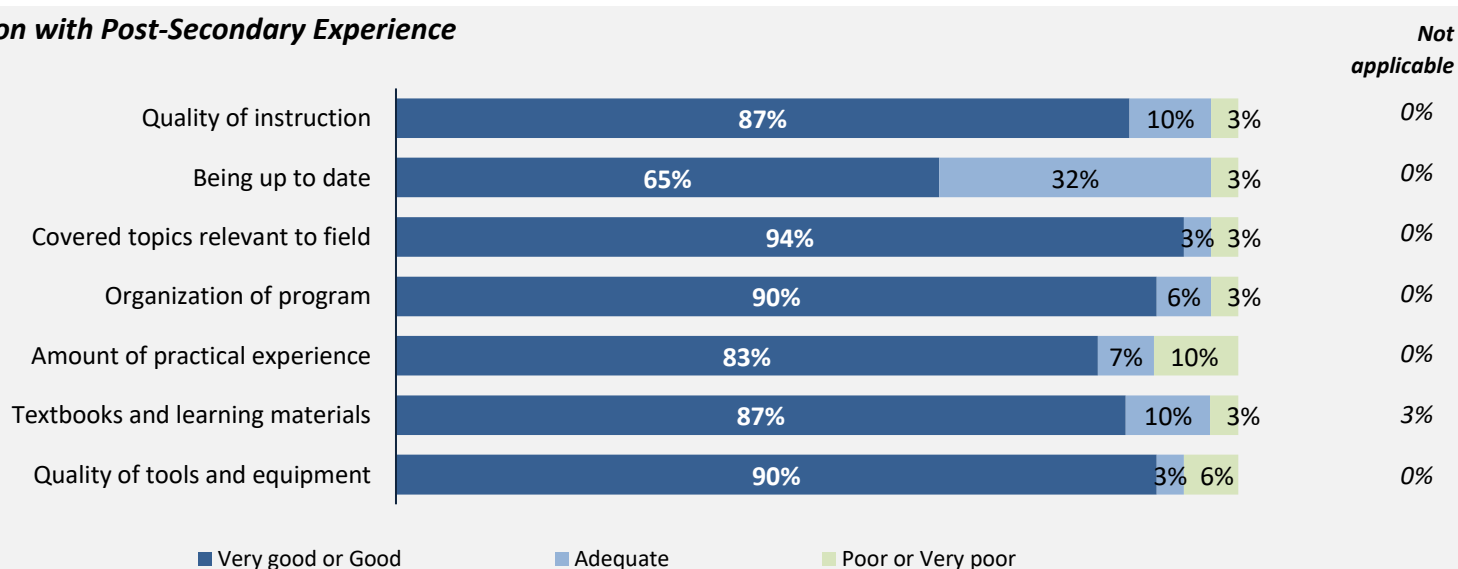
said they were very satisfied or satisfied with the education they received.

### Skill Development



Percentages are based on those who gave a valid rating, excluding those who said not applicable.

### Satisfaction with Post-Secondary Experience



Percentages are based on those who gave a valid rating, excluding those who said not applicable.

Summary of Survey Results: 2020-2024

Trades Training Type:  
Progressive apprenticeship, Traditional apprenticeship

Applied filters:

CPC: VCC: Automotive Service Technician Apprenticeship Level 3;

Cohort	60
Respondents	31
Response Rate	52%

Apprenticeship programs

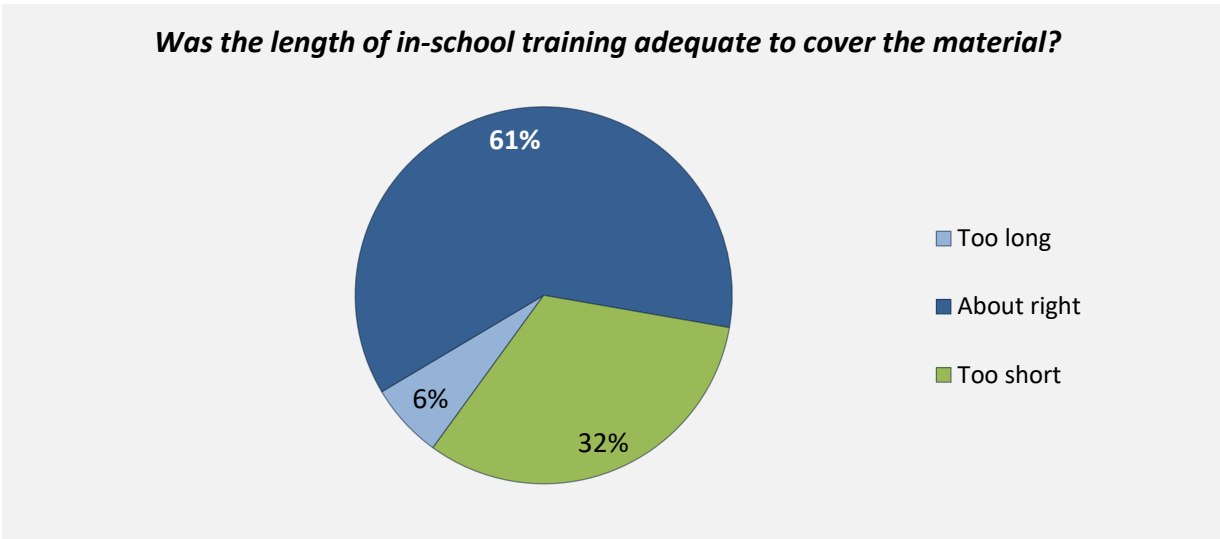
In-School Experiences

83%

obtained their  
Certificate of Qualification

90%

said the knowledge and skills  
gained in their program were useful  
in preparing to write the Certificate  
of Qualification or Red Seal  
certification exams



Workplace Experiences

93%

said they were very satisfied or satisfied with  
their workplace training

90%

said their workplace training was  
related to their in-school training

97%

were employed as an apprentice  
during their program

Employment After Leaving School

100%

of employed respondents found a job in their trade,  
including those who had a job to return to after their training

97%

had a job in their trade  
to return to after their training

90%

were still working  
for the same employer

