

Summary of Survey Results: 2020-2024

Trades Training Type:
Progressive apprenticeship, Traditional apprenticeship, Trades foundation, and Trades-related vocational programs

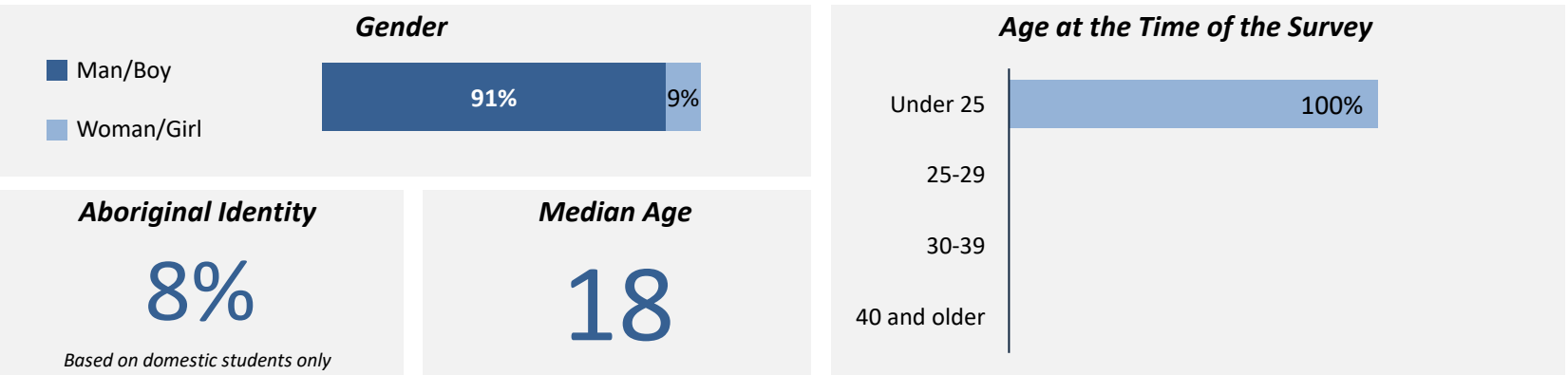
Applied filters:

CPC: VCC: Auto Service Technician Harmonized Foundation HS;

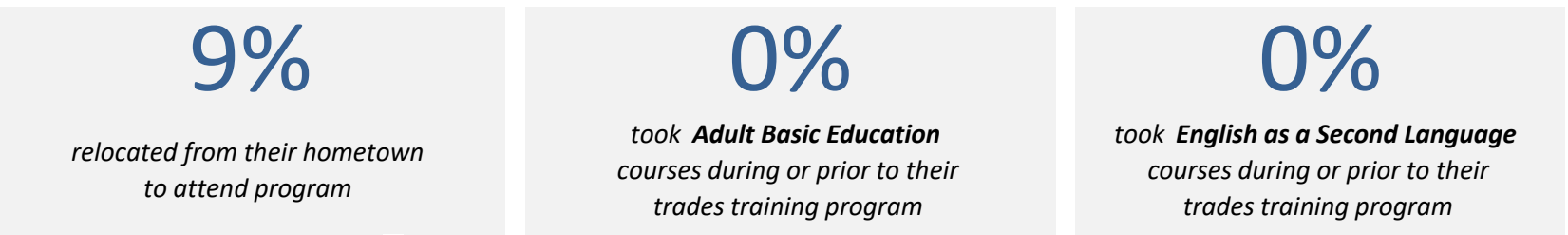
Cohort	42
Respondents	12
Response Rate	29%

Description of Survey Respondents


Demographics



About the Respondents



Region respondents were living in at the time of the survey



☒ BC Student
☐ Outcomes

Progressive apprenticeship, Traditional apprenticeship, Trades foundation, and Trades-related vocational programs

CPC: VCC: Auto Service Technician Harmonized Foundation HS;

<i>Cohort</i>	42
<i>Respondents</i>	12
<i>Response Rate</i>	29%

In the labour force

100%

Employment rate

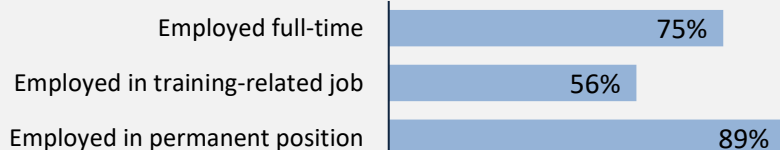
75%

Unemployment rate

25.0%

The "Unemployment rate" is the number of unemployed as a percentage of respondents in the labour force.

n = 9



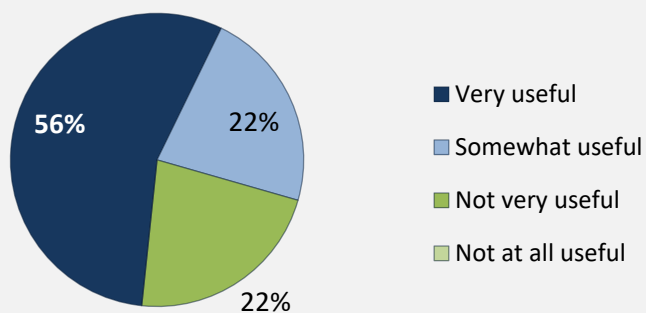
Hourly Wage
(median, main job)

\$19


Hours Worked
(median, main job)

37

Skills and Knowledge Gained Useful in Performing Job



Hourly Wage Group (main job)



Top Occupations (5-digit NOC)

Top Occupations (5-digit NOC)	# employed	% of those employed	
	72410: Automotive service technicians, truck and bus mechanics and mechanical repairers	4	44%
	65100: Cashiers	1	11%
	65102: Store shelf stockers, clerks and order fillers	1	11%
	72200: Electricians (except industrial and power system)	1	11%
	73200: Residential and commercial installers and servicers	1	11%
	74203: Automotive and heavy truck and equipment parts installers and servicers	1	11%
Total of top occupations		9	100%
Total employed		9	

Summary of Survey Results: 2020-2024

Trades Training Type:

*Progressive apprenticeship, Traditional apprenticeship,
Trades foundation, and Trades-related vocational programs*

Applied filters:

CPC: VCC: Auto Service Technician Harmonized Foundation HS;

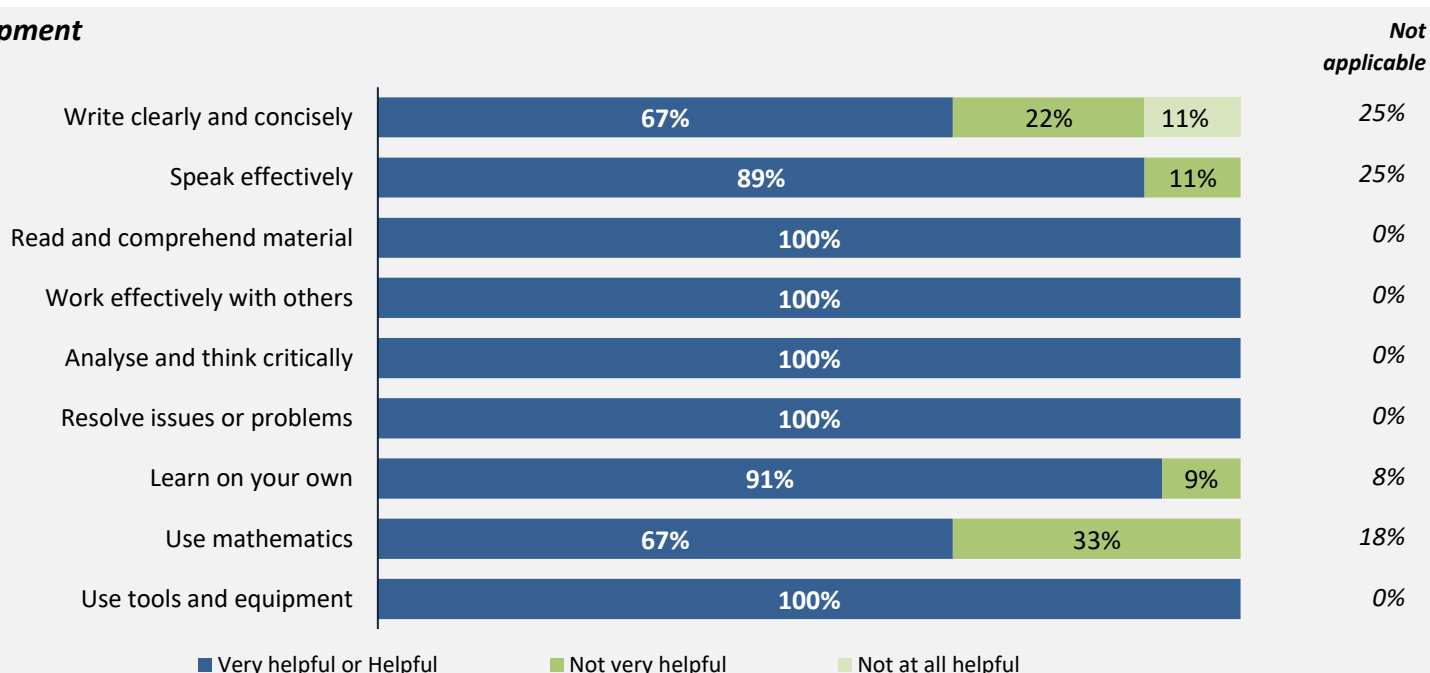
Cohort	42
Respondents	12
Response Rate	29%

Skill Development and Post-Secondary Experience

100%

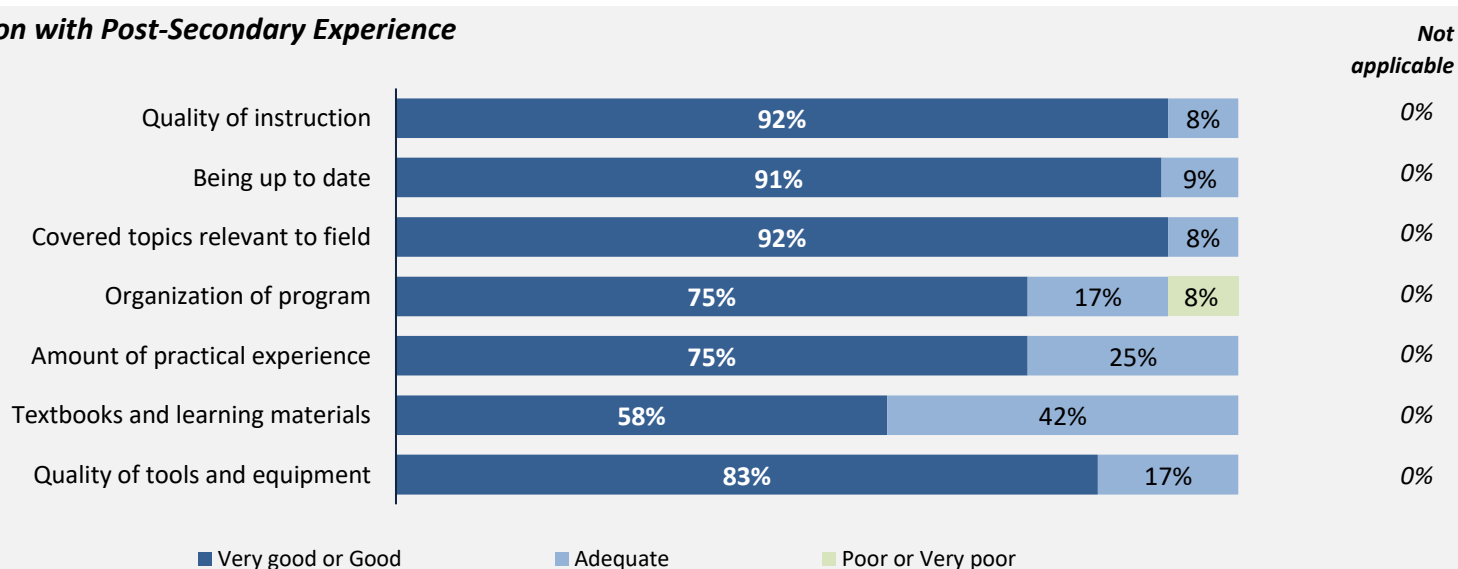
said they were very satisfied or satisfied with the education they received.

Skill Development



Percentages are based on those who gave a valid rating, excluding those who said not applicable.

Satisfaction with Post-Secondary Experience



Percentages are based on those who gave a valid rating, excluding those who said not applicable.

Summary of Survey Results: 2020-2024


Trades Training Type:
Progressive apprenticeship, Traditional apprenticeship

Applied filters:
CPC: VCC: Auto Service Technician Harmonized Foundation HS;

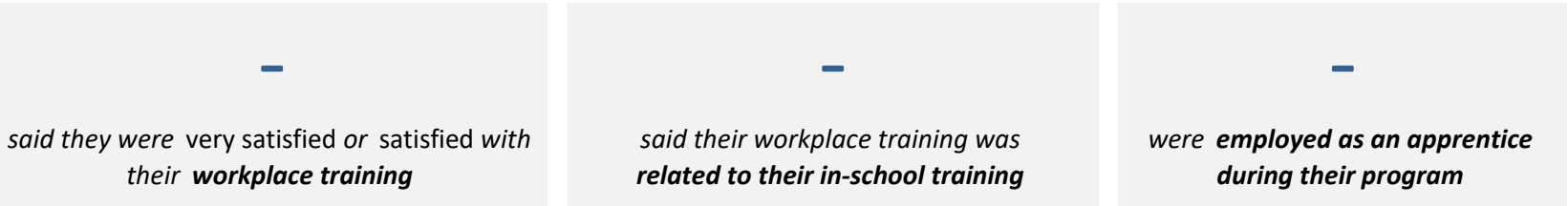
Cohort	-
Respondents	-
Response Rate	0%

Apprenticeship programs

In-School Experiences



Workplace Experiences



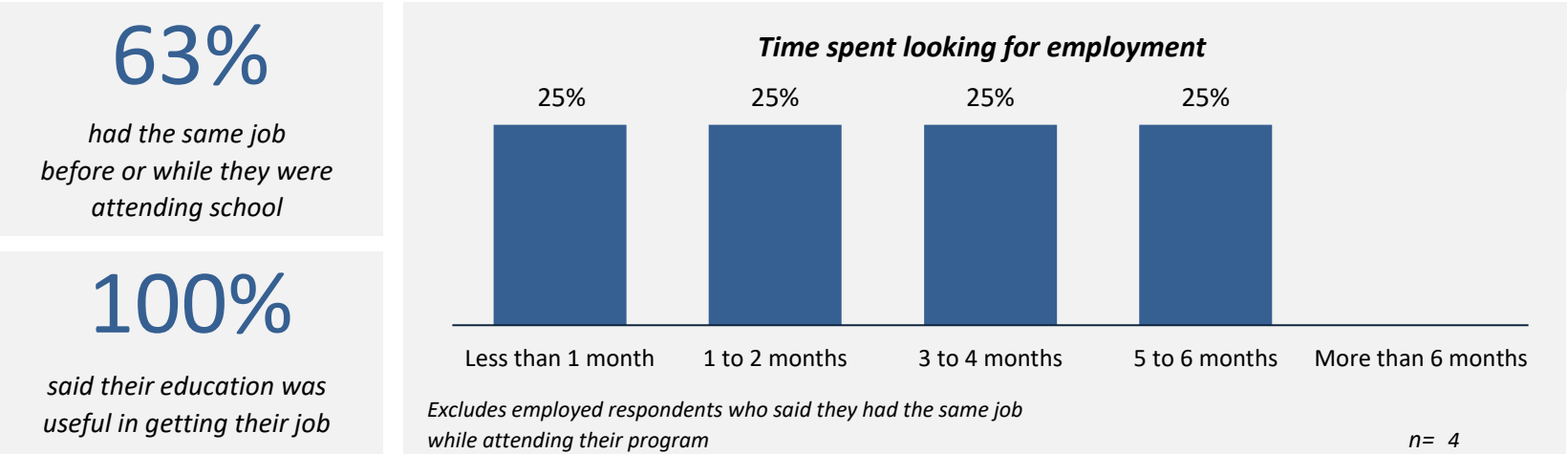
Summary of Survey Results: 2020-2024

Trades Training Type:
Trades foundation, Trades-related vocational programs

Applied filters:	
CPC: VCC: Auto Service Technician Harmonized Foundation HS;	
Cohort	42
Respondents	12
Response Rate	29%

Trades foundation & Trades-related vocational programs

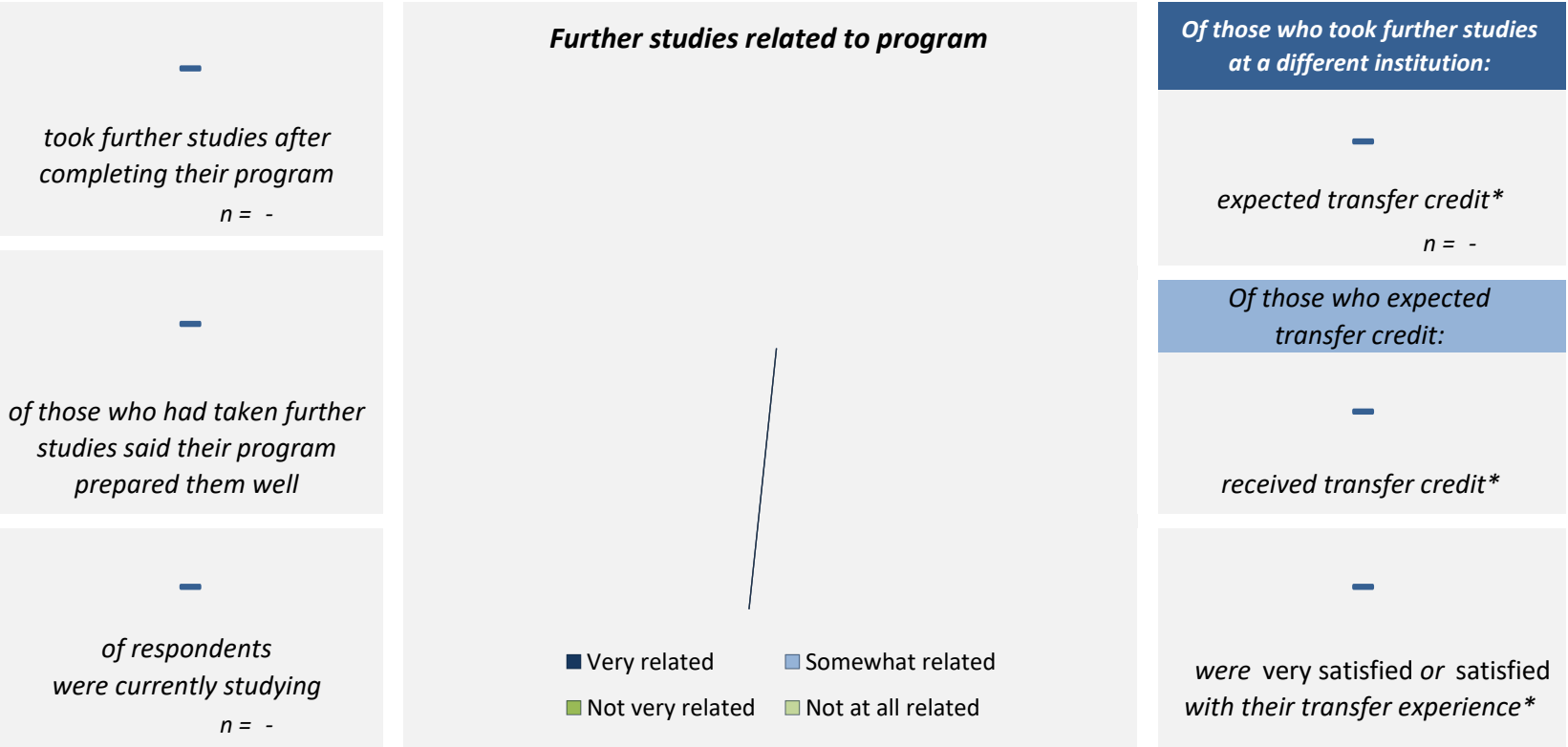
Employment After Leaving School



Other Education

Trades-related vocational respondents only, results are shown for the education they took before and after their program.

*Not asked in 2024



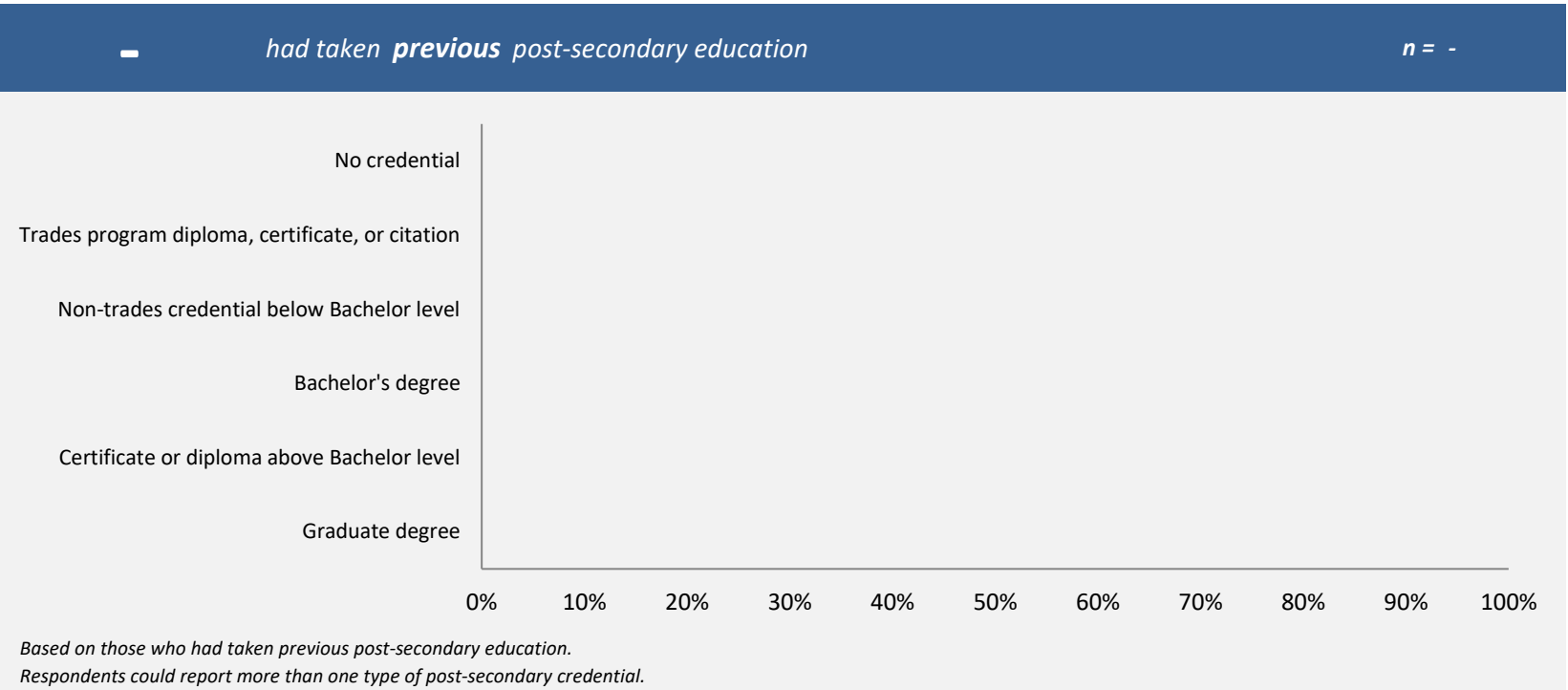
Summary of Survey Results: 2020-2024

Trades Training Type:
Trades foundation, Trades-related vocational programs

Applied filters:

CPC: VCC: Auto Service Technician Harmonized Foundation HS;

Cohort	42
Respondents	12
Response Rate	29%



Transition to Apprenticeship

The following results are for Trades foundation respondents only.

n = 12

42%

of Trades foundation respondents tried to get employment as an apprentice after they left their program

100%

of those who tried to get employment as an apprentice were successful

