

Summary of Survey Results: 2020-2024

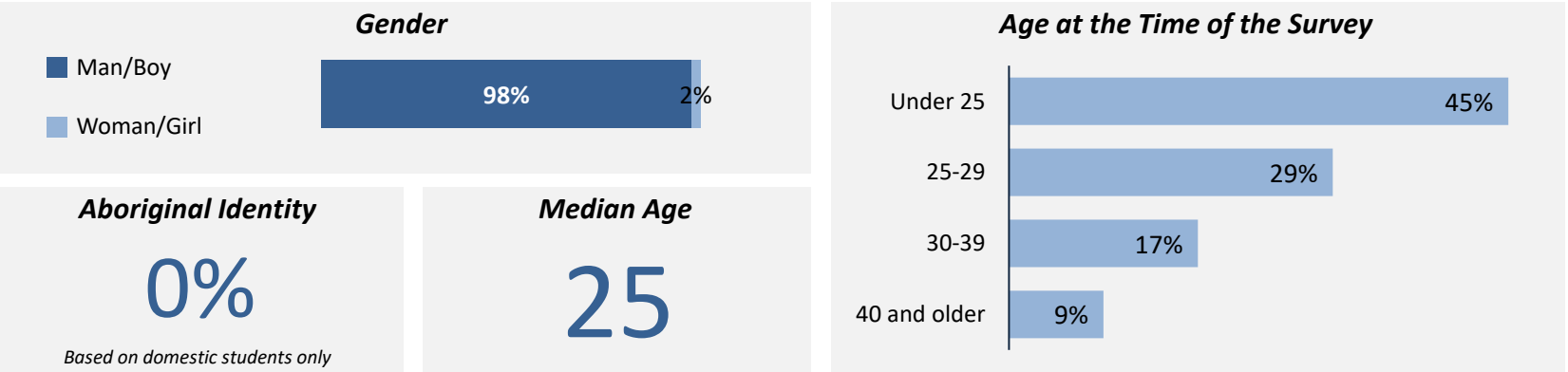
Trades Training Type:
Progressive apprenticeship, Traditional apprenticeship, Trades foundation, and Trades-related vocational programs

Applied filters:
CPC: VCC: Automotive Service Technology;

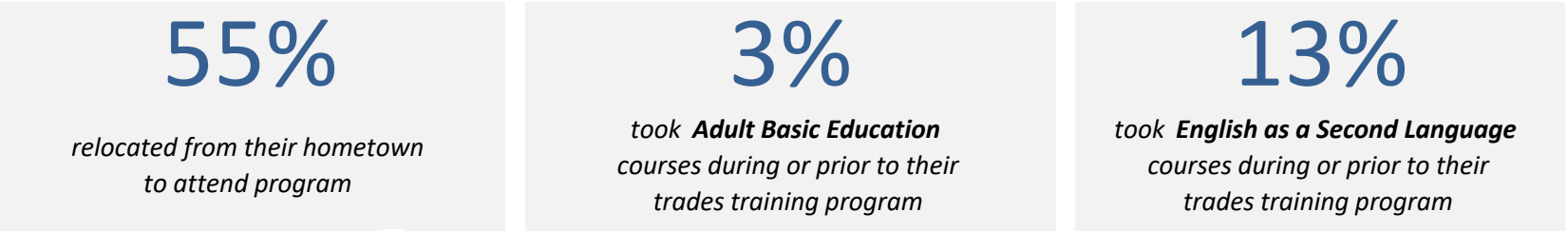
Cohort	208
Respondents	82
Response Rate	39%

Description of Survey Respondents


Demographics



About the Respondents



Region respondents were living in at the time of the survey



Summary of Survey Results: 2020-2024

Trades Training Type:
Progressive apprenticeship, Traditional apprenticeship, Trades foundation, and Trades-related vocational programs

Applied filters:
CPC: VCC: Automotive Service Technology;

Cohort208

Respondents82

Response Rate39%

Employment Outcomes

In the labour force

95%

Employment rate

91%

Unemployment rate

2.8%

The "Employment rate" is the number employed as a percentage of all respondents.
The "Unemployment rate" is the number of unemployed as a percentage of respondents in the labour force.

Of those employed:

n = 70

Employed full-time95%

Employed in training-related job81%

Employed in permanent position91%

Hourly Wage
(median, main job)

\$20

Hours Worked
(median, main job)

40

Skills and Knowledge Gained
Useful in Performing Job

Very useful	46%
Somewhat useful	41%
Not very useful	10%
Not at all useful	3%

Hourly Wage Group (main job)

\$15 or less	16%
\$15.01 to \$20	35%
\$20.01 to \$25	37%
\$25.01 to \$30	4%
\$30.01 to \$35	4%
\$35.01 to \$40	4%
More than \$40	4%

Top Occupations (5-digit NOC)	# employed	% of those employed
72410: Automotive service technicians, truck and bus mechanics and mechanical repairers	40	57%
74203: Automotive and heavy truck and equipment parts installers and servicers	4	6%
XXXXX: Unclassified occupations	3	4%
62010: Retail sales supervisors	3	4%
60020: Retail and wholesale trade managers	2	3%
72024: Supervisors, motor transport and other ground transit operators	1	1%
62020: Food service supervisors	1	1%
94200: Motor vehicle assemblers, inspectors and testers	1	1%
72423: Motorcycle, all-terrain vehicle and other related mechanics	1	1%
13100: Administrative officers	1	1%
Total of top occupations	57	81%
Total employed	70	

Summary of Survey Results: 2020-2024

Trades Training Type:

Progressive apprenticeship, Traditional apprenticeship,
Trades foundation, and Trades-related vocational programs

Applied filters:

CPC: VCC: Automotive Service Technology;

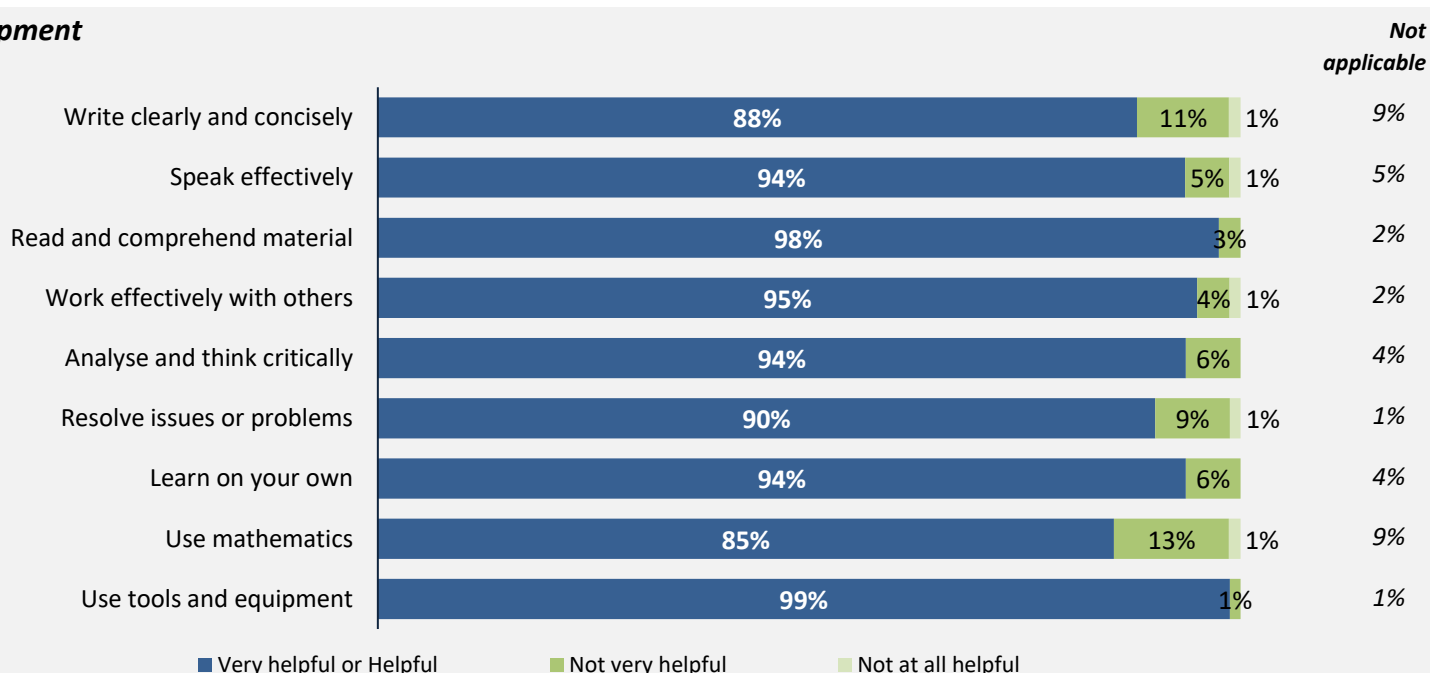
Cohort 208
Respondents 82
Response Rate 39%

Skill Development and Post-Secondary Experience

90%

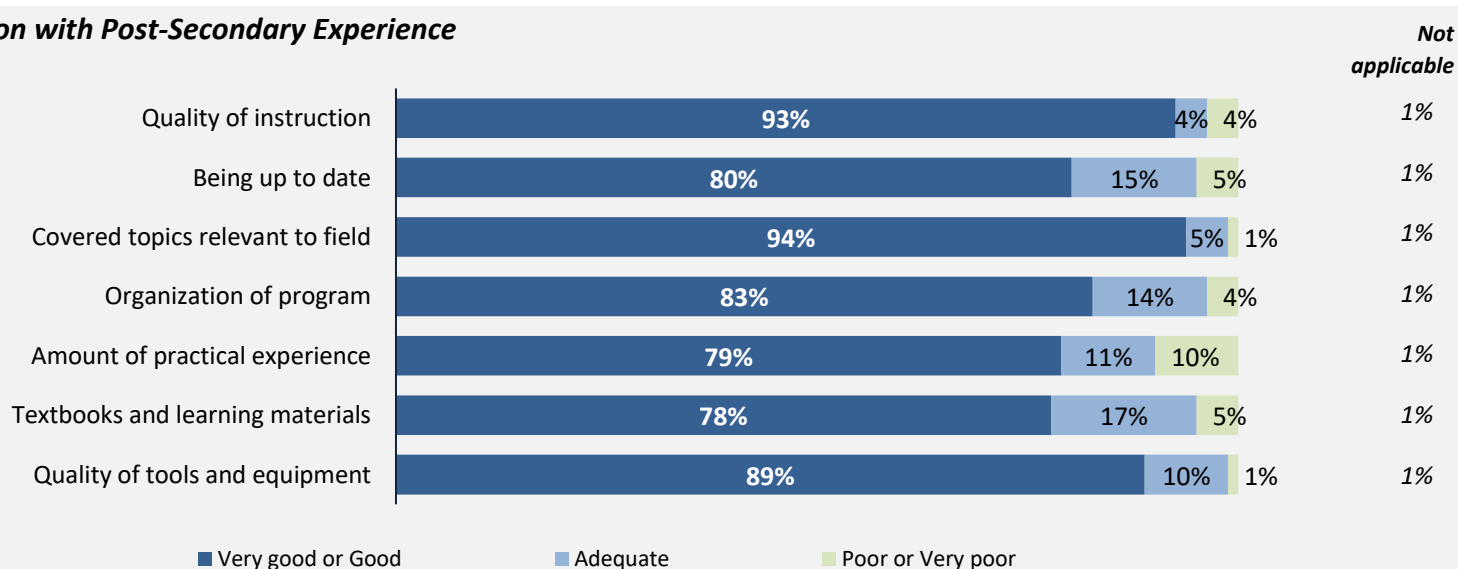
said they were very satisfied or satisfied with the education they received.

Skill Development



Percentages are based on those who gave a valid rating, excluding those who said not applicable.

Satisfaction with Post-Secondary Experience



Percentages are based on those who gave a valid rating, excluding those who said not applicable.

Summary of Survey Results: 2020-2024


Trades Training Type:
Progressive apprenticeship, Traditional apprenticeship

Applied filters:
CPC: VCC: Automotive Service Technology;

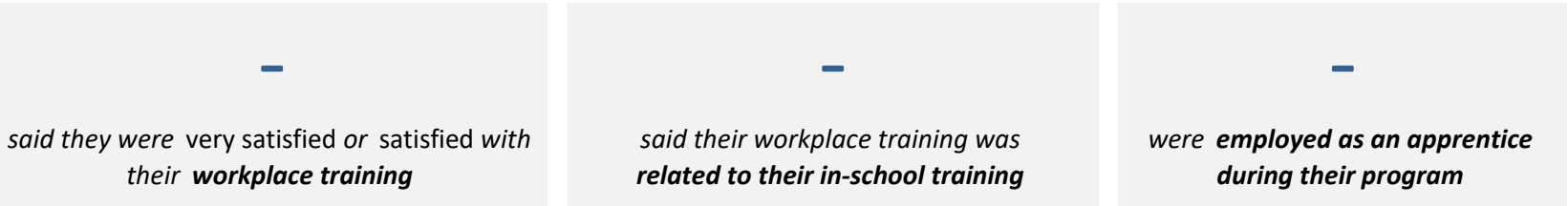
Cohort -
Respondents -
Response Rate 0%

Apprenticeship programs

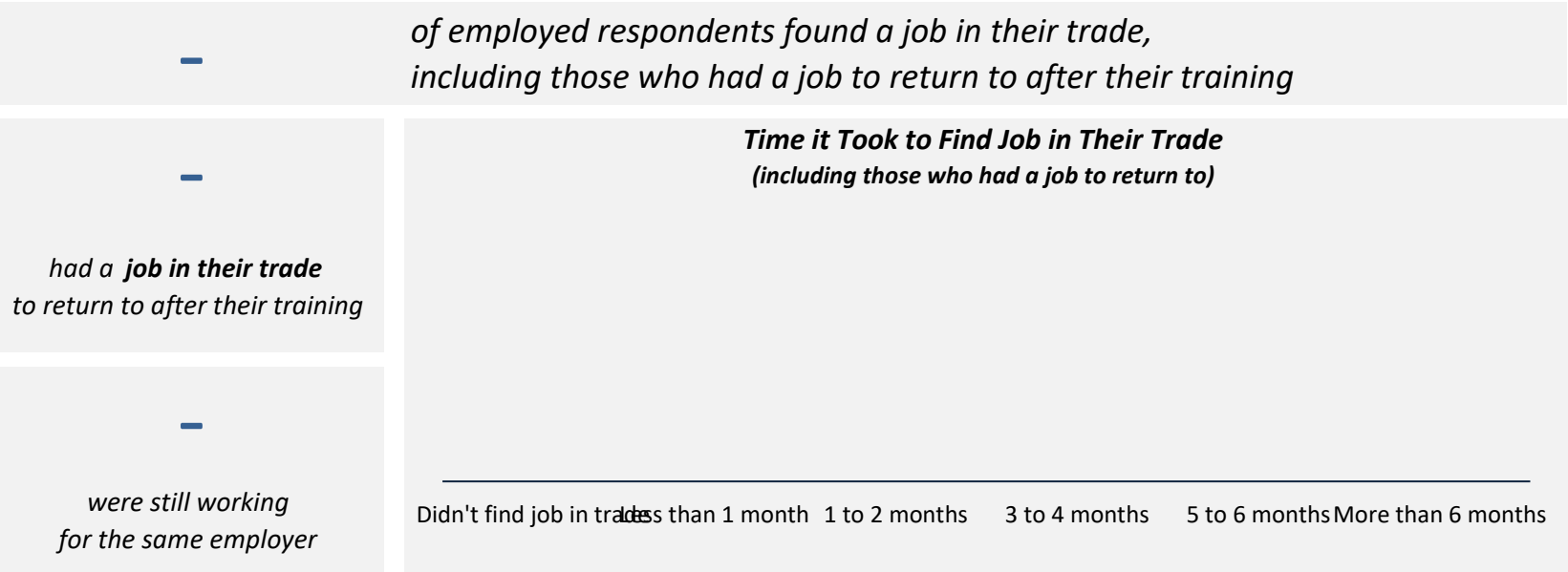
In-School Experiences



Workplace Experiences



Employment After Leaving School



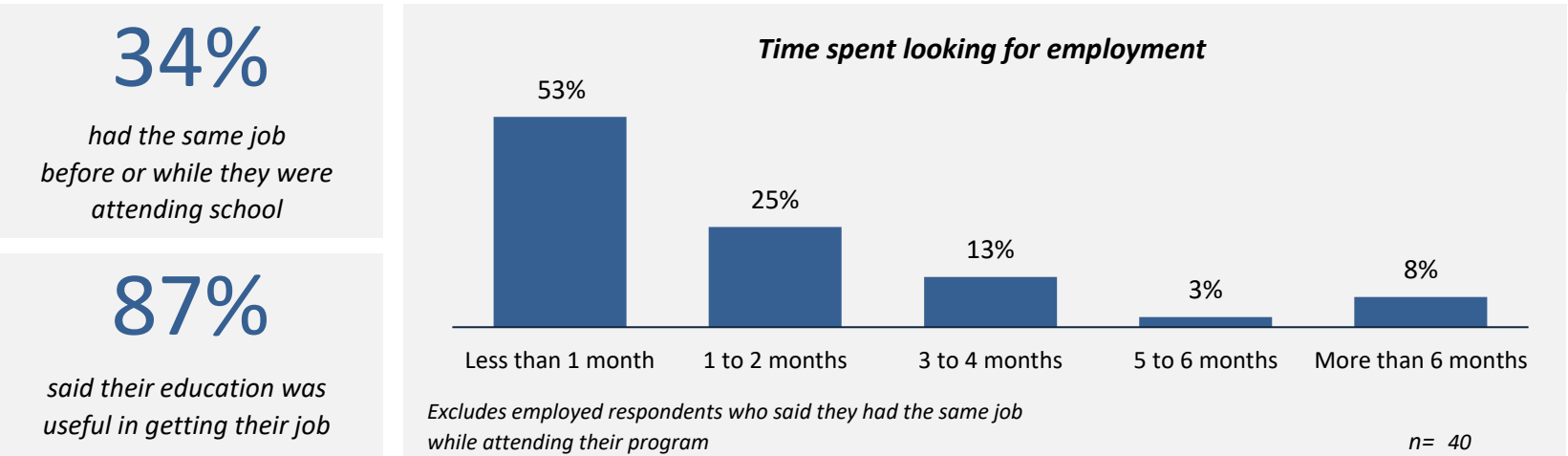
Summary of Survey Results: 2020-2024

Trades Training Type:
Trades foundation, Trades-related vocational programs

Applied filters:	
CPC: VCC: Automotive Service Technology;	
Cohort	208
Respondents	82
Response Rate	39%

Trades foundation & Trades-related vocational programs

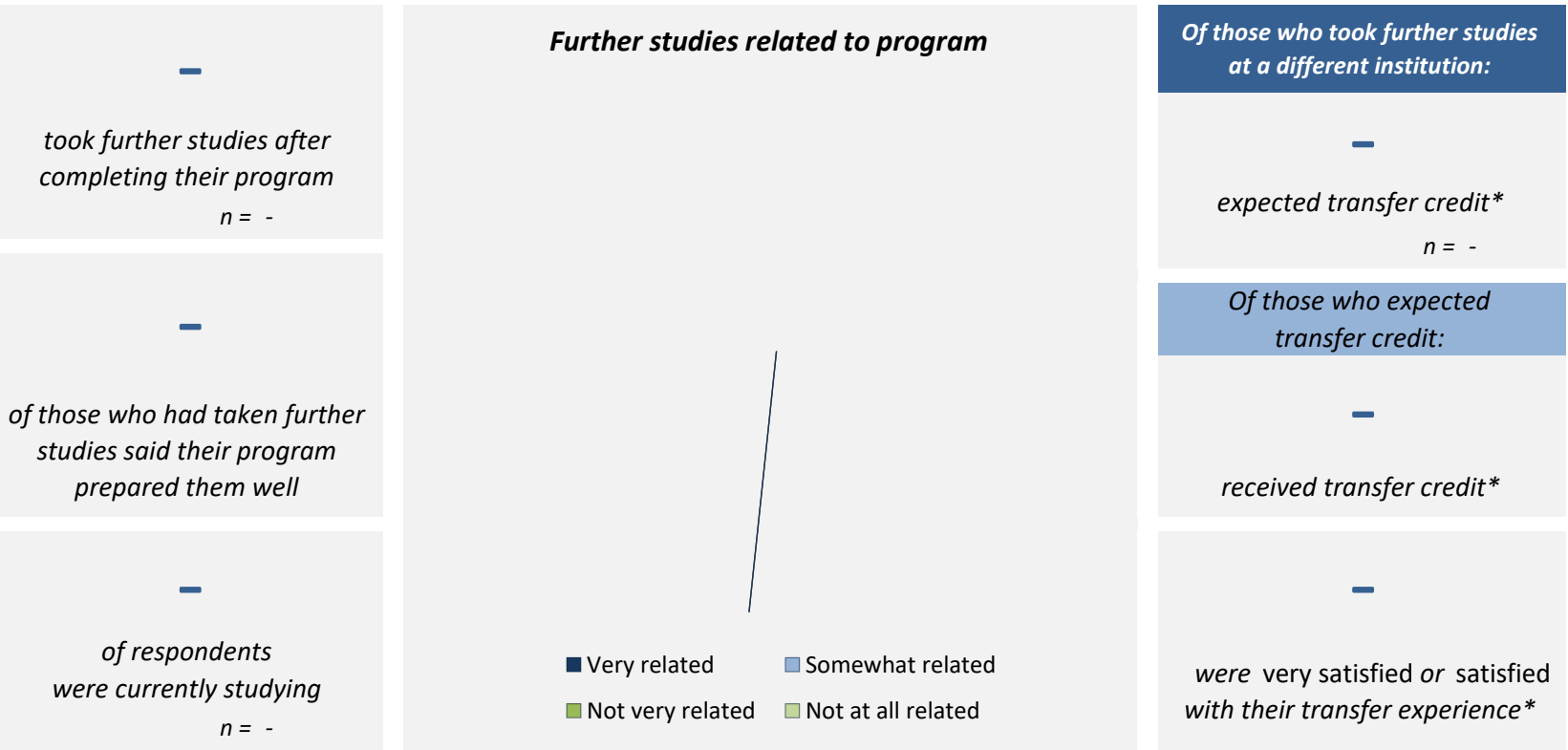
Employment After Leaving School



Other Education

Trades-related vocational respondents only, results are shown for the education they took before and after their program.

*Not asked in 2024



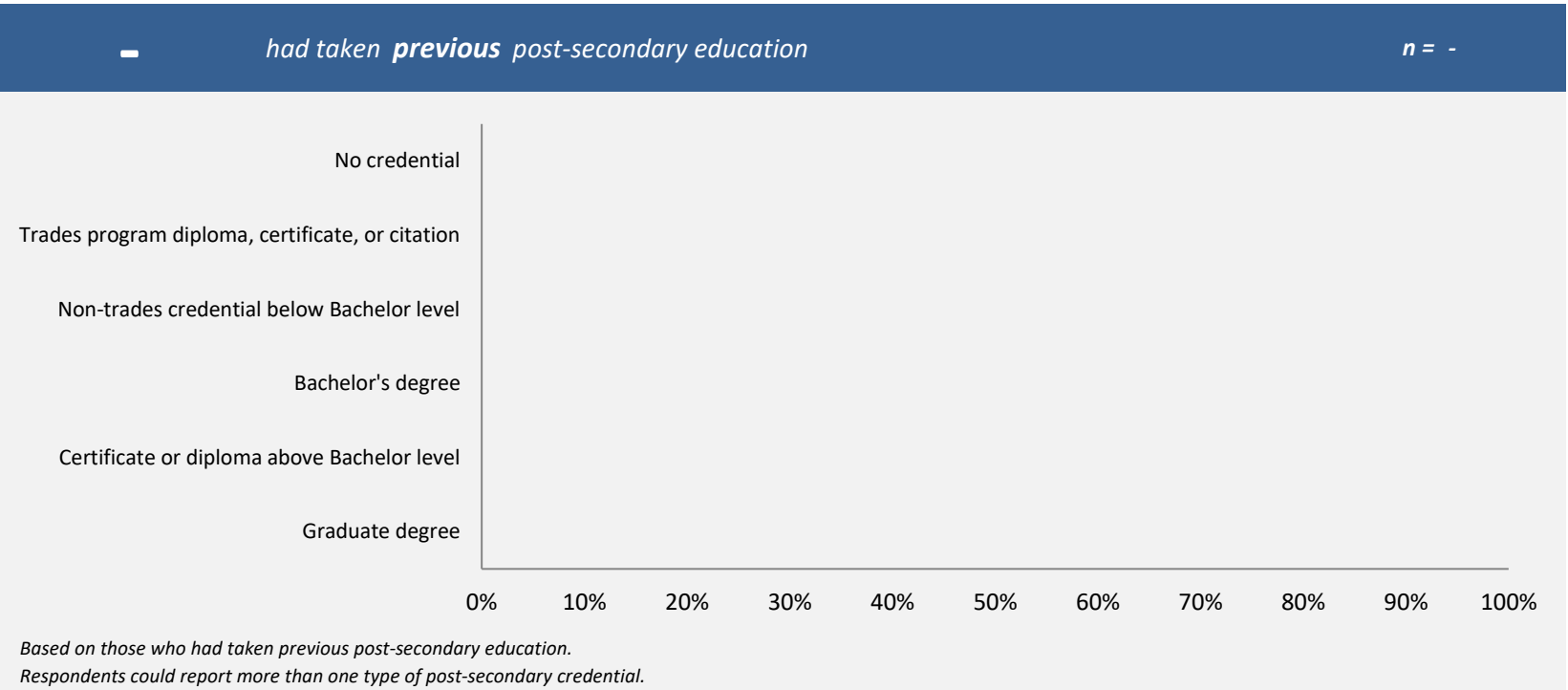
Summary of Survey Results: 2020-2024

Trades Training Type:
Trades foundation, Trades-related vocational programs

Applied filters:

CPC: VCC: Automotive Service Technology;

Cohort	208
Respondents	82
Response Rate	39%



Transition to Apprenticeship

The following results are for Trades foundation respondents only.

n = 79

77%

of Trades foundation respondents tried to get employment as an apprentice after they left their program

85%

of those who tried to get employment as an apprentice were successful

