

# Summary of Survey Results: 2020-2024

Trades Training Type:  
*Progressive apprenticeship, Traditional apprenticeship, Trades foundation, and Trades-related vocational programs*

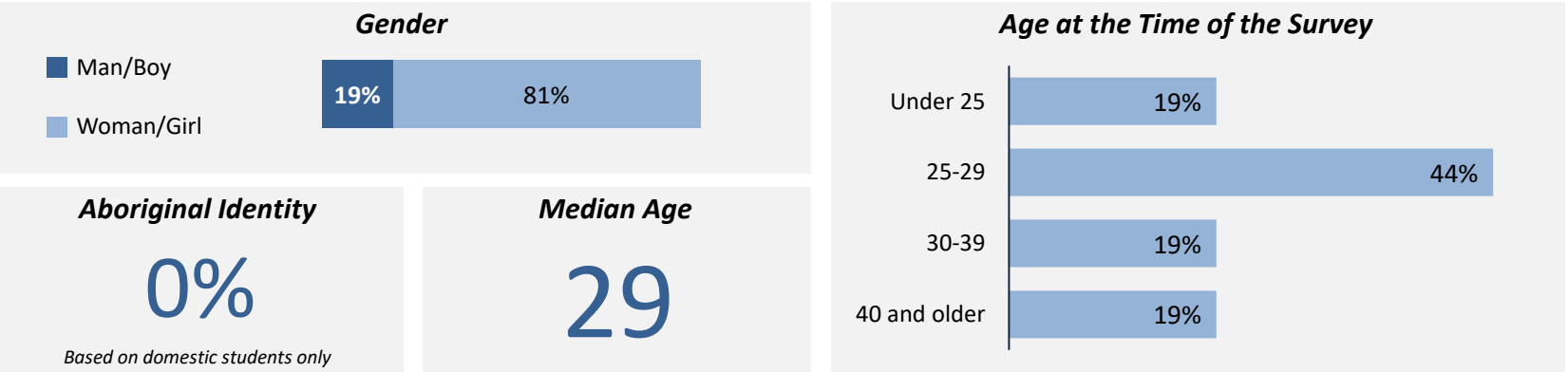
Applied filters:

CPC: VCC: Baking & Pastry Apprentice;

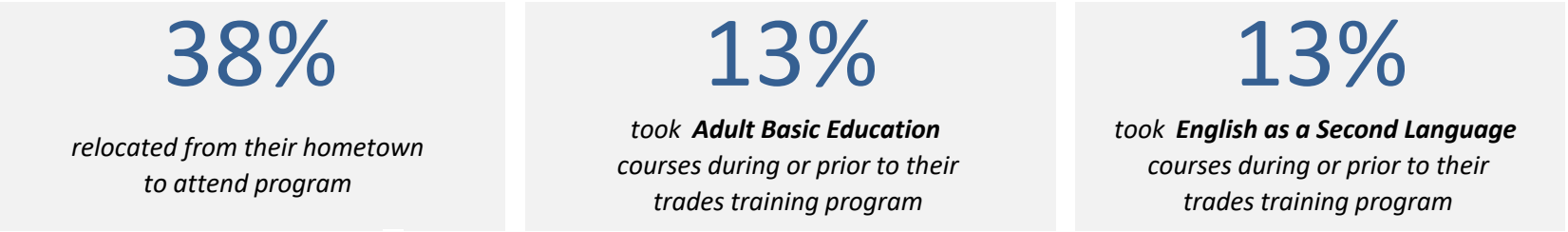
Cohort	26
Respondents	16
Response Rate	62%

## Description of Survey Respondents


### Demographics



### About the Respondents



### Region respondents were living in at the time of the survey



☒ BC Student  
☐ Outcomes

*Progressive apprenticeship, Traditional apprenticeship, Trades foundation, and Trades-related vocational programs*

*CPC: VCC: Baking & Pastry Apprentice:*

<i>Cohort</i>	<b>26</b>
<i>Respondents</i>	<b>16</b>
<i>Response Rate</i>	<b>62%</b>

### *In the labour force*

# 100%

### *Employment rate*


94%

### Unemployment rate

6.3%

The "Unemployment rate" is the number of unemployed as a percentage of respondents in the labour force.

**n = 15**



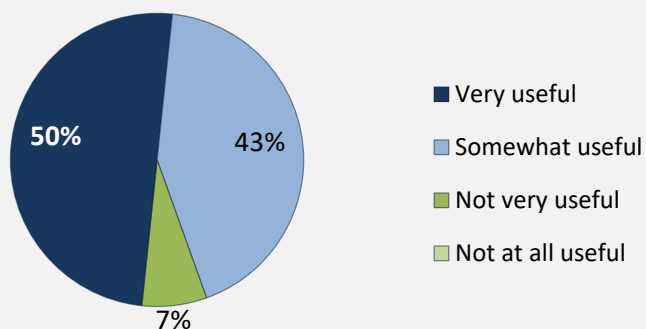
**Hourly Wage**  
(median, main job)

\$21

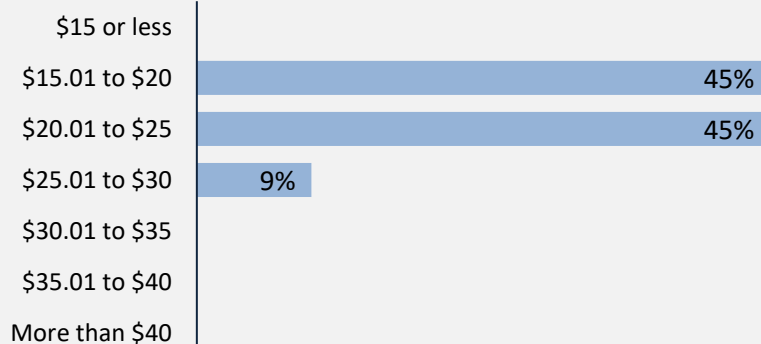
**Hours Worked**  
(median, main job)

40

### ***Skills and Knowledge Gained Useful in Performing Job***



**Hourly Wage Group (main job)**



### Top Occupations (5-digit NOC)

Top Occupations (5-digit NOC)	# employed	% of those employed
62200: Chefs	7	47%
63202: Bakers	3	20%
63200: Cooks	2	13%
XXXXX: Unclassified occupations	2	13%
62020: Food service supervisors	1	7%
Total of top occupations	15	100%
Total employed	15	

# Summary of Survey Results: 2020-2024

Trades Training Type:

*Progressive apprenticeship, Traditional apprenticeship,  
Trades foundation, and Trades-related vocational programs*

## Applied filters:

CPC: VCC: Baking & Pastry Apprentices;

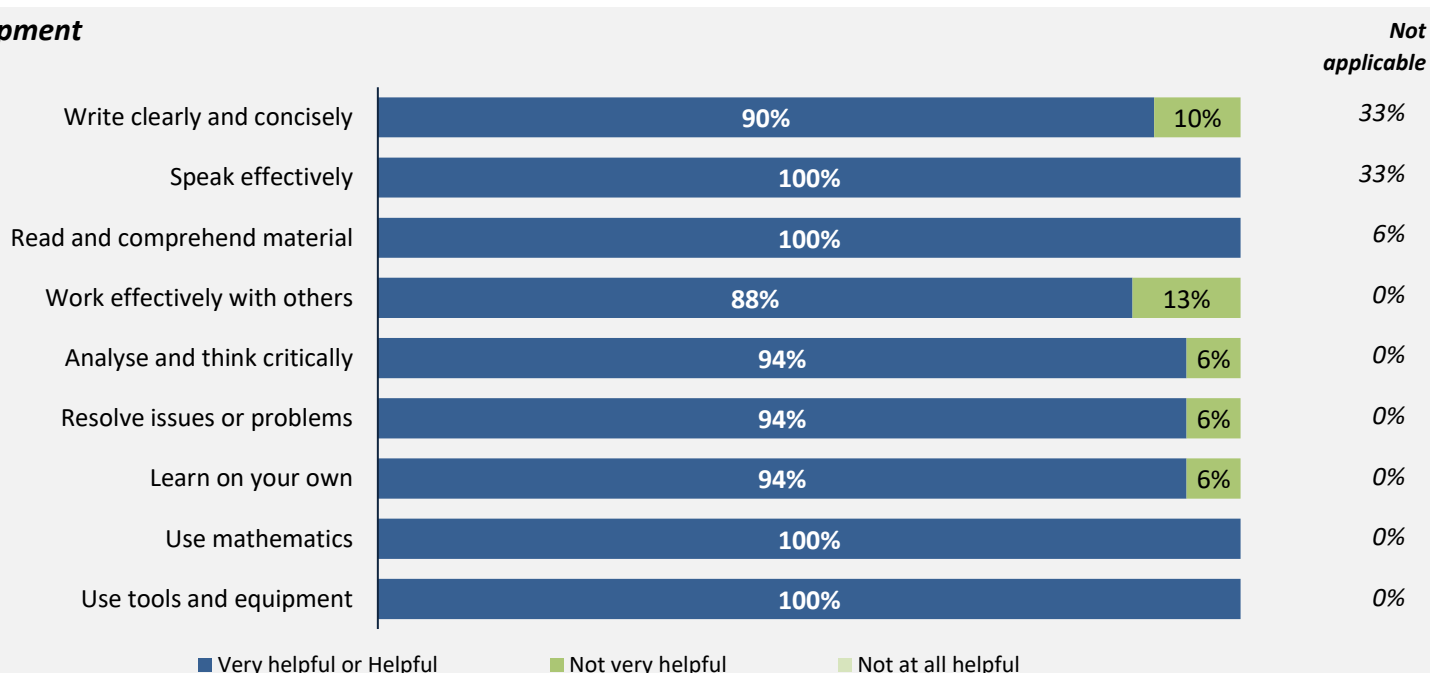
Cohort	26
Respondents	16
Response Rate	62%

## Skill Development and Post-Secondary Experience

# 94%

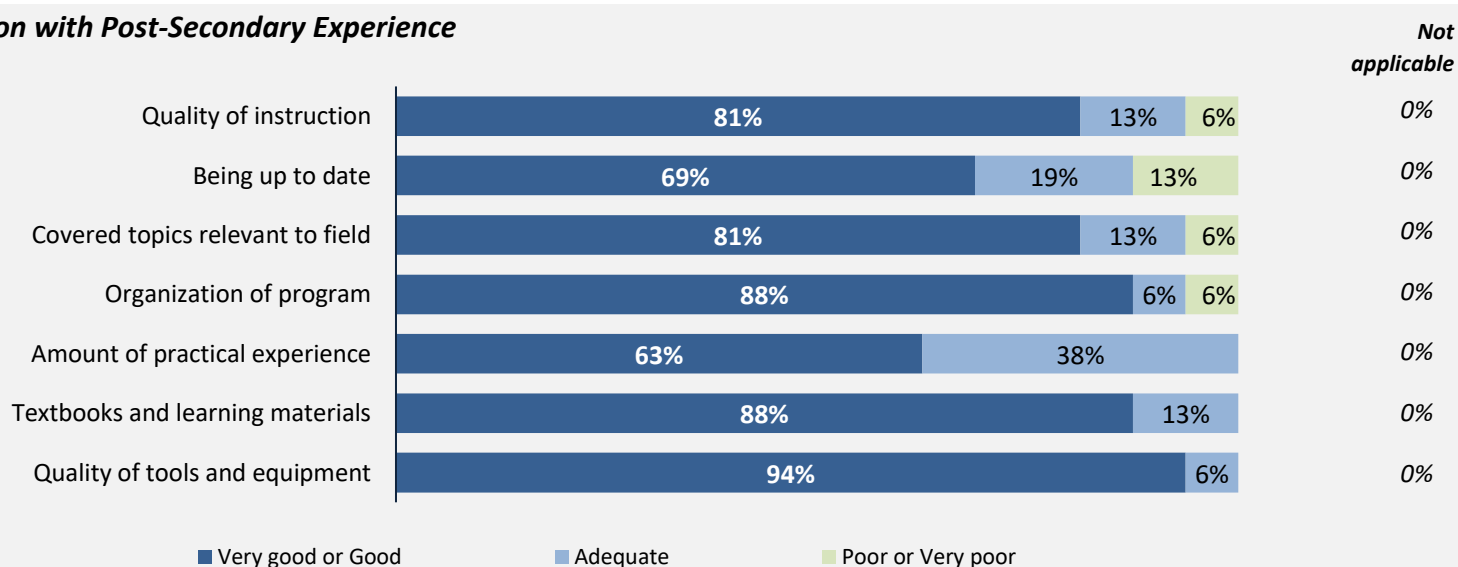
said they were very satisfied or satisfied with the education they received.

### Skill Development



Percentages are based on those who gave a valid rating, excluding those who said not applicable.

### Satisfaction with Post-Secondary Experience



Percentages are based on those who gave a valid rating, excluding those who said not applicable.

Summary of Survey Results: 2020-2024

Trades Training Type:  
Progressive apprenticeship, Traditional apprenticeship

Applied filters:  
CPC: VCC: Baking & Pastry Apprentice;

Cohort	26
Respondents	16
Response Rate	62%

Apprenticeship programs

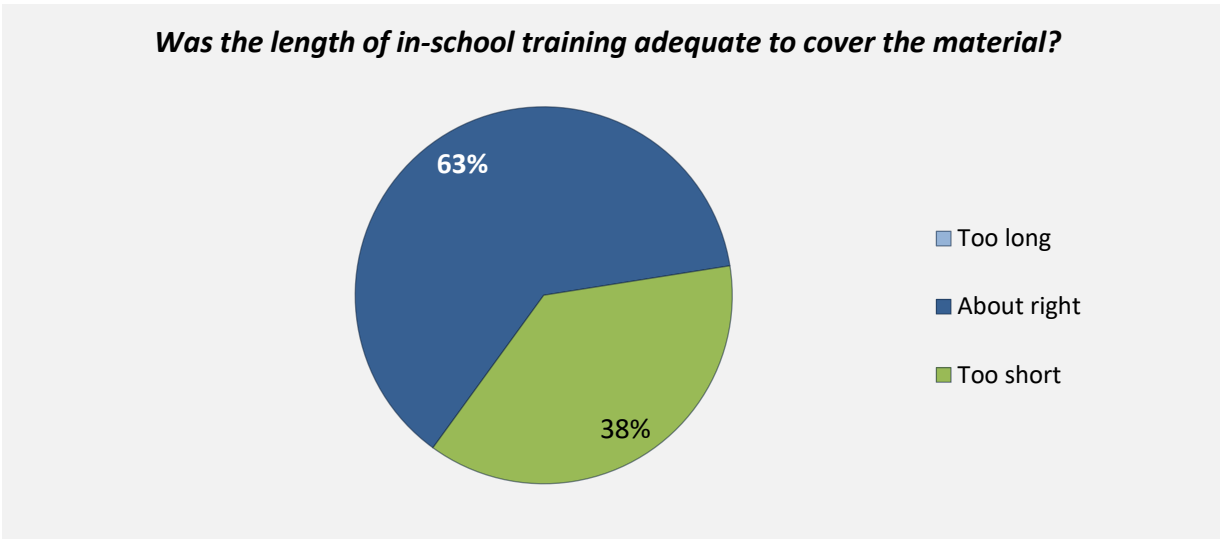
In-School Experiences

75%

obtained their  
Certificate of Qualification

100%

said the knowledge and skills  
gained in their program were useful  
in preparing to write the Certificate  
of Qualification or Red Seal  
certification exams



Workplace Experiences

93%

said they were very satisfied or satisfied with  
their workplace training

87%

said their workplace training was  
related to their in-school training

94%

were employed as an apprentice  
during their program

Employment After Leaving School

88%

of employed respondents found a job in their trade,  
including those who had a job to return to after their training

88%

had a job in their trade  
to return to after their training

71%

were still working  
for the same employer

