

# Summary of Survey Results: 2020-2024

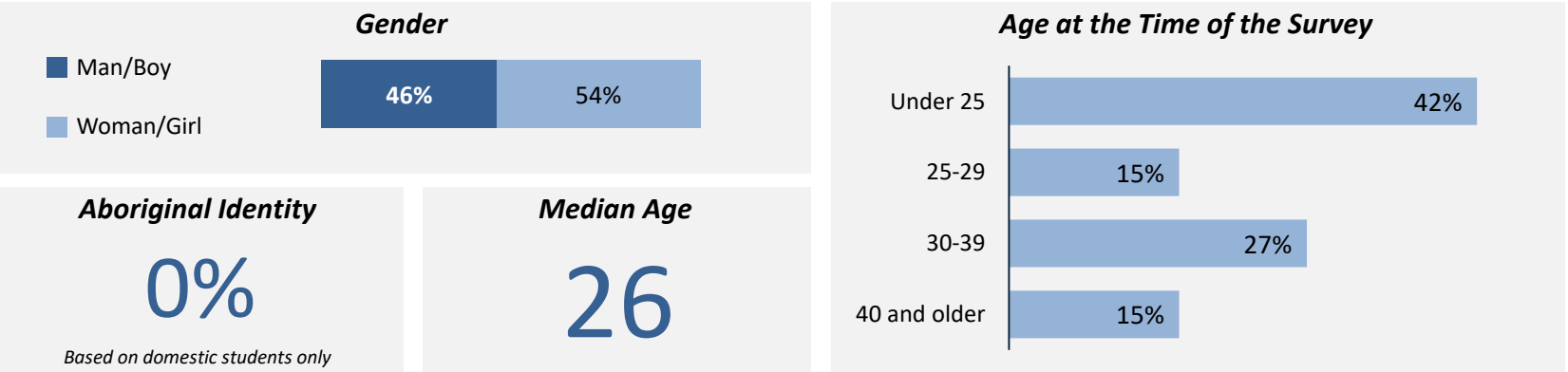
Trades Training Type:  
*Progressive apprenticeship, Traditional apprenticeship, Trades foundation, and Trades-related vocational programs*

**Applied filters:**  
CPC: VCC: Baking & Pastry - Artisan Baking, VCC: Baking & Pastry Arts-Artisan Baking;

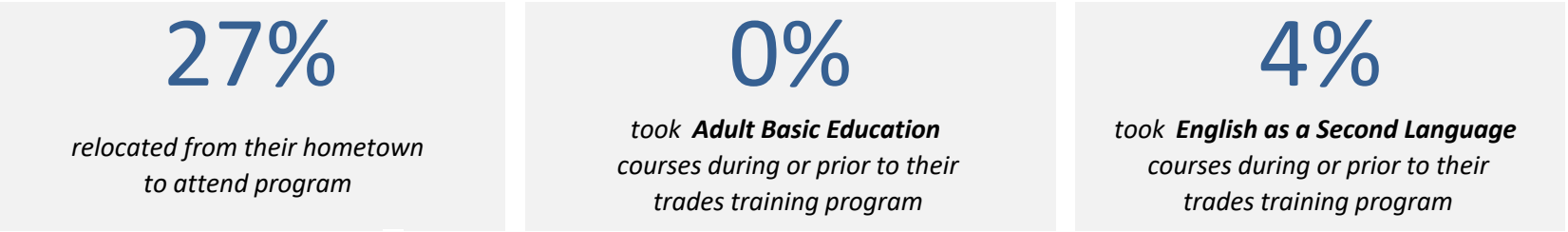
Cohort	54
Respondents	26
Response Rate	48%

## Description of Survey Respondents


### Demographics



### About the Respondents



### Region respondents were living in at the time of the survey



# Summary of Survey Results: 2020-2024

Trades Training Type:  
*Progressive apprenticeship, Traditional apprenticeship, Trades foundation, and Trades-related vocational programs*

**Applied filters:**  
CPC: VCC: Baking & Pastry - Artisan Baking, VCC: Baking & Pastry Arts-Artisan Baking;

Cohort

Respondents

Response Rate

54

26

48%

## Employment Outcomes

In the labour force

96%

Employment rate

76%

Unemployment rate

17.4%

The "Employment rate" is the number employed as a percentage of all respondents.  
The "Unemployment rate" is the number of unemployed as a percentage of respondents in the labour force.

Of those employed:

n = 19

Employed full-time

89%

Employed in training-related job

68%

Employed in permanent position

76%

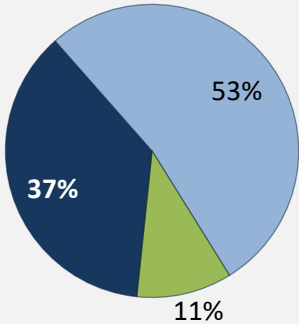
Hourly Wage  
(median, main job)

\$17

Hours Worked  
(median, main job)

40

Skills and Knowledge Gained  
Useful in Performing Job




Very useful

Somewhat useful

Not very useful

Not at all useful

Hourly Wage Group (main job)



Top Occupations (5-digit NOC)	# employed	% of those employed
63202: Bakers	9	47%
65201: Food counter attendants, kitchen helpers and related support occupations	2	11%
65200: Food and beverage servers	1	5%
62020: Food service supervisors	1	5%
65100: Cashiers	1	5%
85121: Landscaping and grounds maintenance labourers	1	5%
65310: Light duty cleaners	1	5%
42202: Early childhood educators and assistants	1	5%
63200: Cooks	1	5%
62200: Chefs	1	5%
Total of top occupations	19	100%
Total employed	19	

# Summary of Survey Results: 2020-2024

Trades Training Type:

*Progressive apprenticeship, Traditional apprenticeship,  
Trades foundation, and Trades-related vocational programs*

## Applied filters:

CPC: VCC: Baking & Pastry - Artisan Baking, VCC: Baking & Pastry Arts-Artisan Baking;

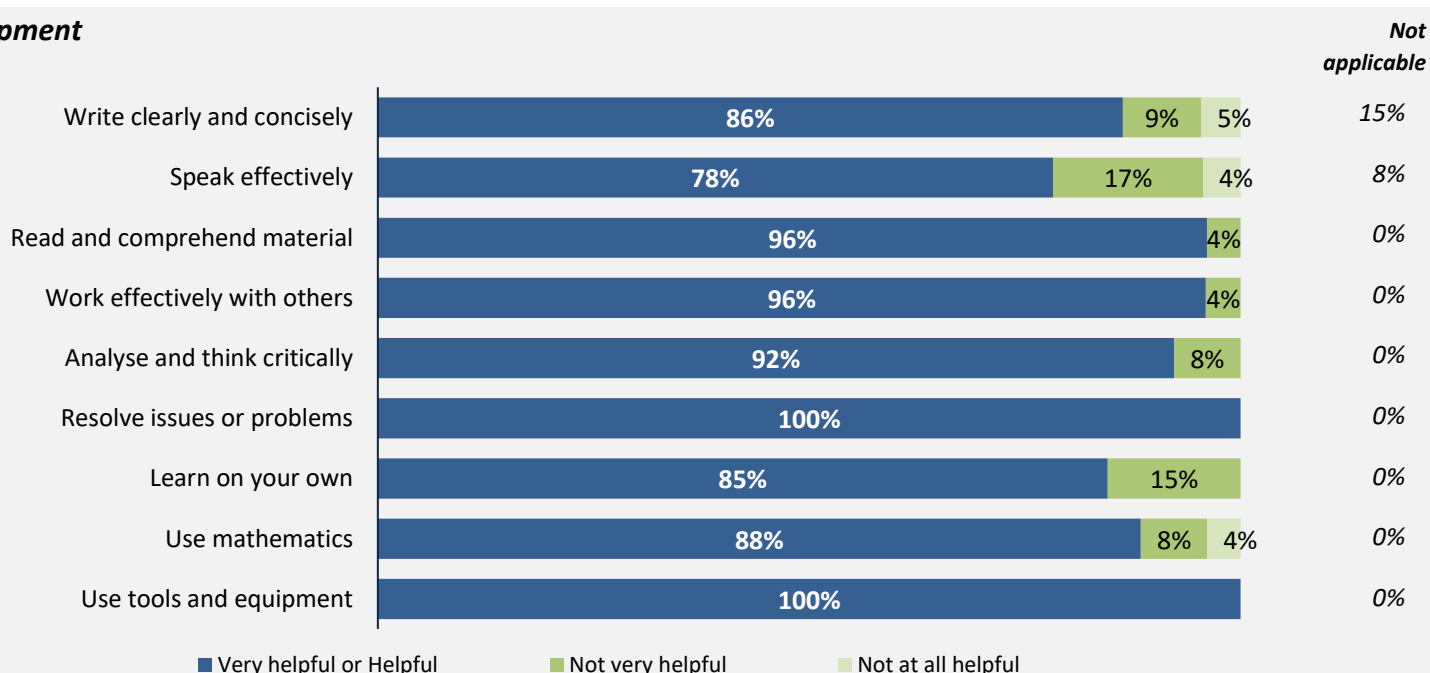
**Cohort** 54  
**Respondents** 26  
**Response Rate** 48%

## Skill Development and Post-Secondary Experience

# 85%

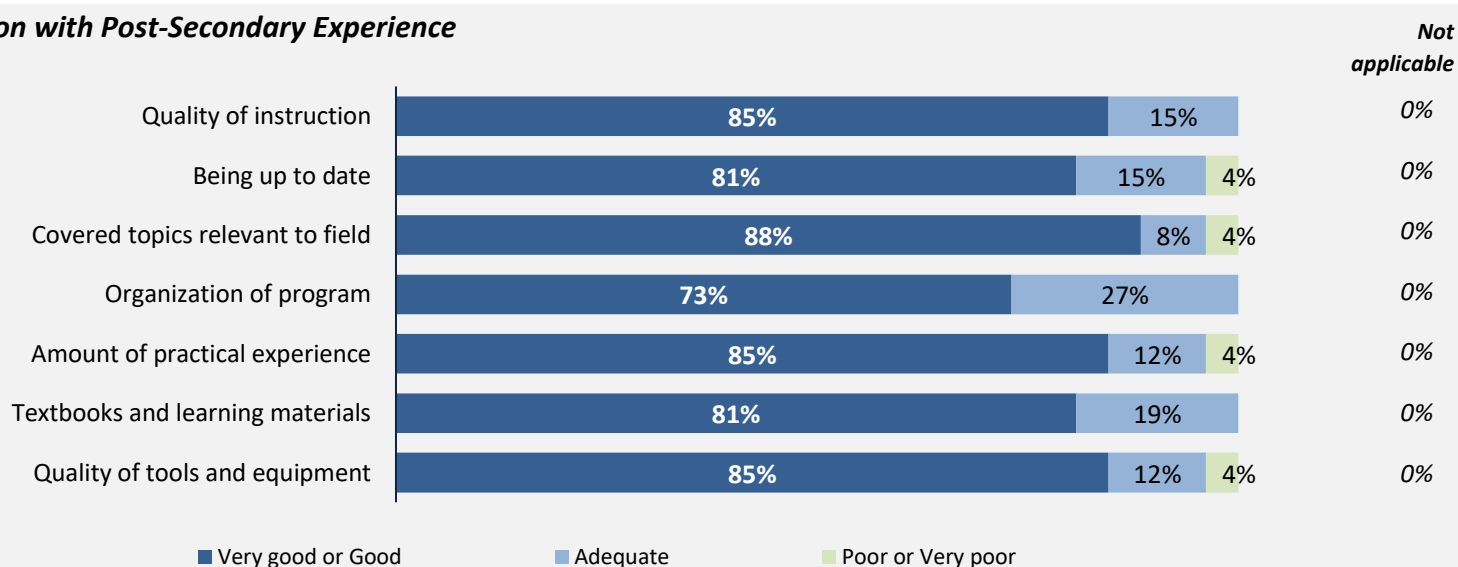
said they were very satisfied or satisfied with the education they received.

### Skill Development



Percentages are based on those who gave a valid rating, excluding those who said not applicable.

### Satisfaction with Post-Secondary Experience



Percentages are based on those who gave a valid rating, excluding those who said not applicable.

Summary of Survey Results: 2020-2024


Trades Training Type:  
Progressive apprenticeship, Traditional apprenticeship

Applied filters:  
CPC: VCC: Baking & Pastry - Artisan Baking, VCC: Baking & Pastry Arts-Artisan Baking;

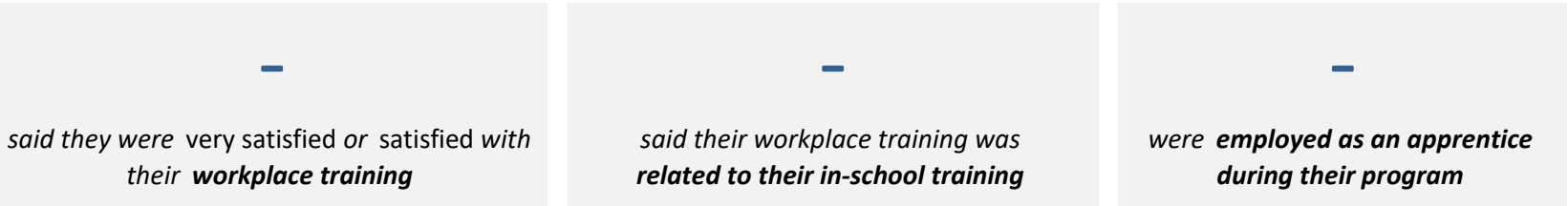
Cohort -  
Respondents -  
Response Rate 0%

Apprenticeship programs

In-School Experiences



Workplace Experiences



Summary of Survey Results: 2020-2024

Trades Training Type:  
Trades foundation, Trades-related vocational programs

Applied filters:  
CPC: VCC: Baking & Pastry - Artisan Baking, VCC: Baking & Pastry Arts-Artisan Baking;

Cohort	54
Respondents	26
Response Rate	48%

Trades foundation & Trades-related vocational programs

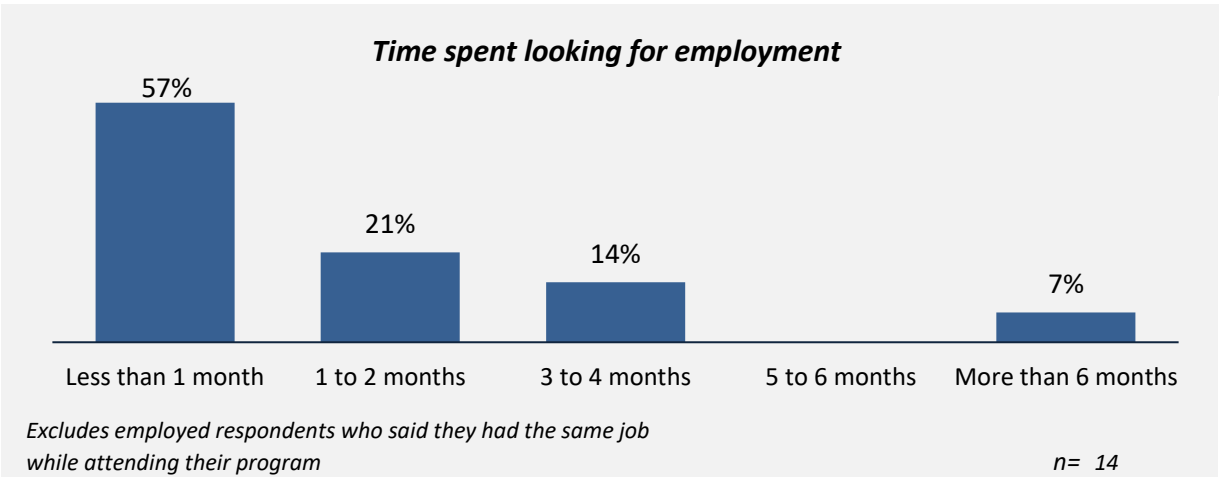
Employment After Leaving School

21%

had the same job before or while they were attending school

93%

said their education was useful in getting their job



Other Education

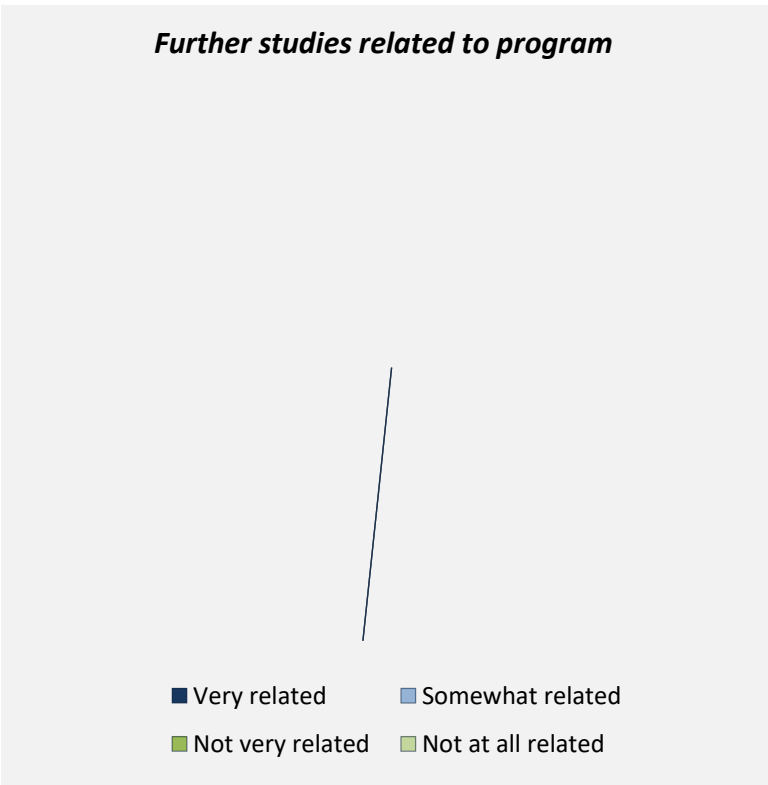
Trades-related vocational respondents only, results are shown for the education they took before and after their program.

\*Not asked in 2024

took further studies after completing their program  
n = -

of those who had taken further studies said their program prepared them well

of respondents were currently studying  
n = -



Of those who took further studies at a different institution:

expected transfer credit\*  
n = -

Of those who expected transfer credit:

received transfer credit\*

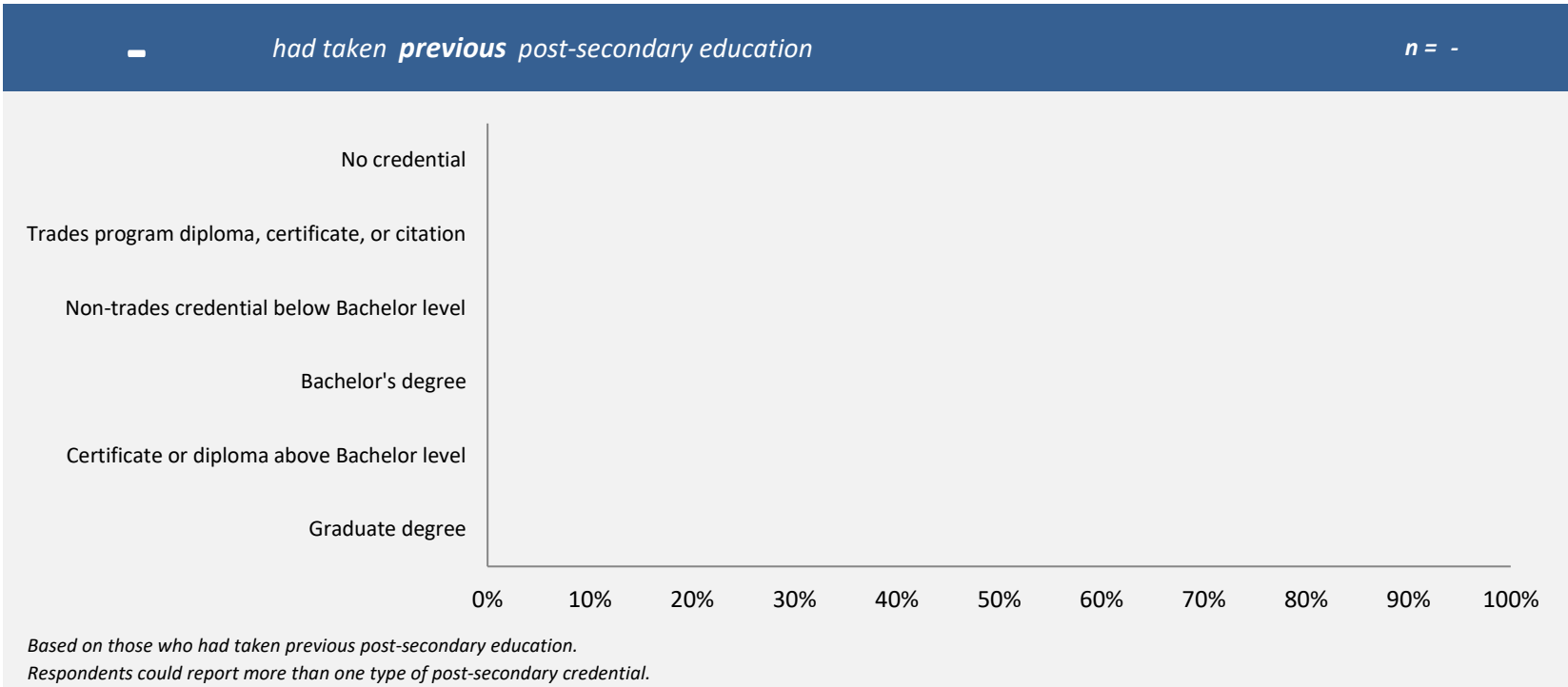
were very satisfied or satisfied with their transfer experience\*

Summary of Survey Results: 2020-2024

Trades Training Type:  
Trades foundation, Trades-related vocational programs

Applied filters:  
CPC: VCC: Baking & Pastry - Artisan Baking, VCC: Baking & Pastry Arts-Artisan Baking;

Cohort	54
Respondents	26
Response Rate	48%



Transition to Apprenticeship  
The following results are for Trades foundation respondents only. n = 24

42%  
of Trades foundation respondents tried to get employment as an apprentice after they left their program

100%  
of those who tried to get employment as an apprentice were successful

