

Summary of Survey Results: 2020-2024

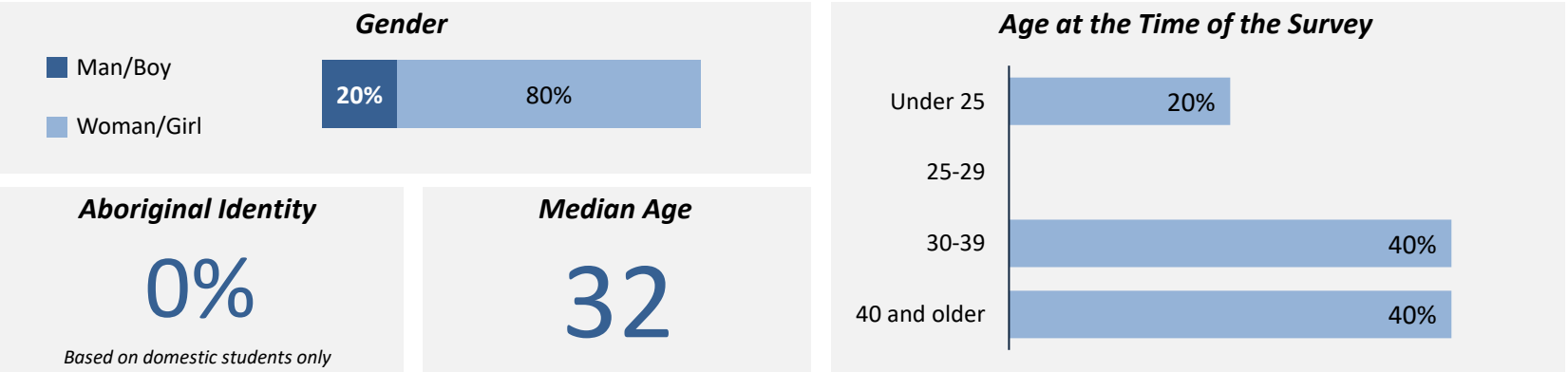
Trades Training Type:
Progressive apprenticeship, Traditional apprenticeship, Trades foundation, and Trades-related vocational programs

Applied filters:
CPC: VCC: Baking & Pastry Arts - Pastry ESL;

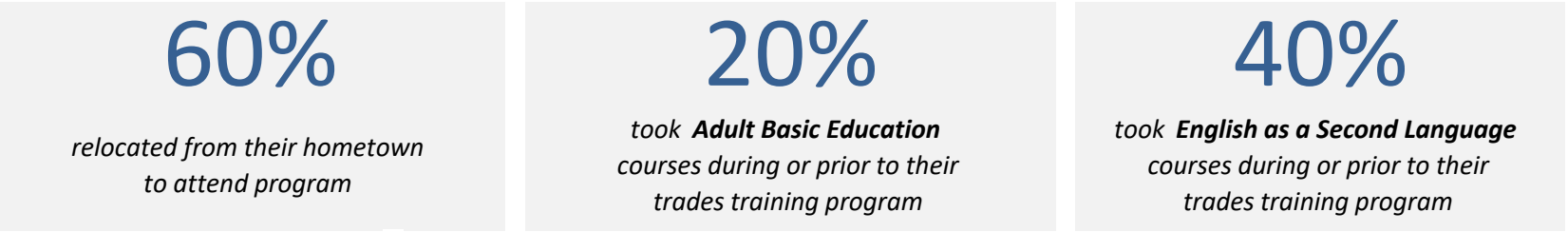
Cohort	16
Respondents	5
Response Rate	31%

Description of Survey Respondents

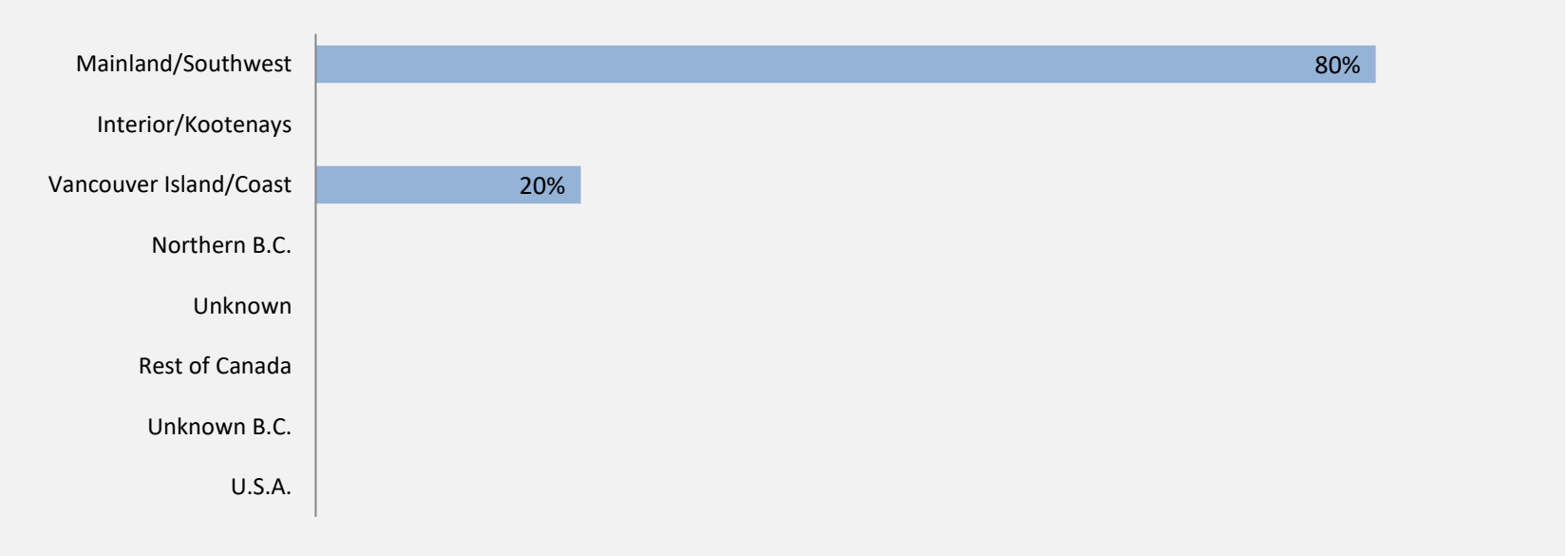
Demographics



About the Respondents



Region respondents were living in at the time of the survey



☒ BC Student
☐ Outcomes

Progressive apprenticeship, Traditional apprenticeship, Trades foundation, and Trades-related vocational programs

CPC: VCC: Baking & Pastry Arts - Pastry ESL;

Cohort	16
Respondents	5
Response Rate	31%

In the labour force

100%

Employment rate

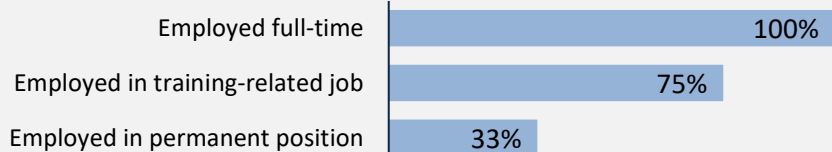
80%

Unemployment rate

20.0%

The "Unemployment rate" is the number of unemployed as a percentage of respondents in the labour force.

n = 4



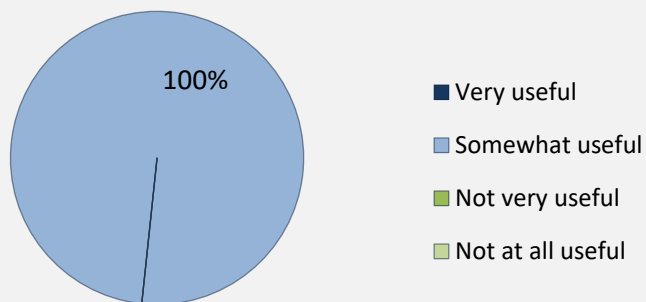
Hourly Wage
(median, main job)

\$14

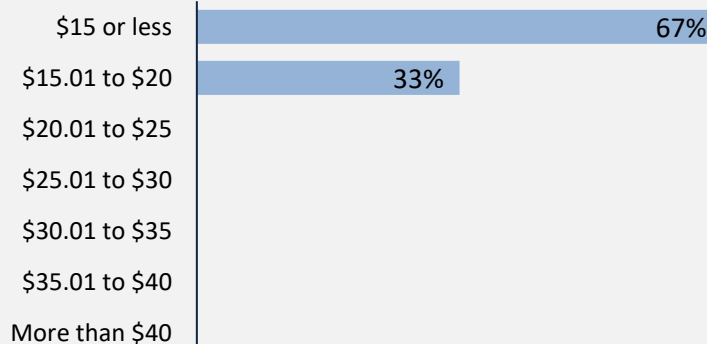
Hours Worked
(median, main job)

36

Skills and Knowledge Gained Useful in Performing Job



Hourly Wage Group (main job)



Top Occupations (5-digit NOC)

Top Occupations (5-digit NOC)	# employed	% of those employed
63202: Bakers	1	25%
60030: Restaurant and food service managers	1	25%
XXXXX: Unclassified occupations	1	25%
65201: Food counter attendants, kitchen helpers and related support occupations	1	25%
Total of top occupations	4	100%
Total employed	4	

Summary of Survey Results: 2020-2024

Trades Training Type:

*Progressive apprenticeship, Traditional apprenticeship,
Trades foundation, and Trades-related vocational programs*

Applied filters:

CPC: VCC: Baking & Pastry Arts - Pastry ESL;

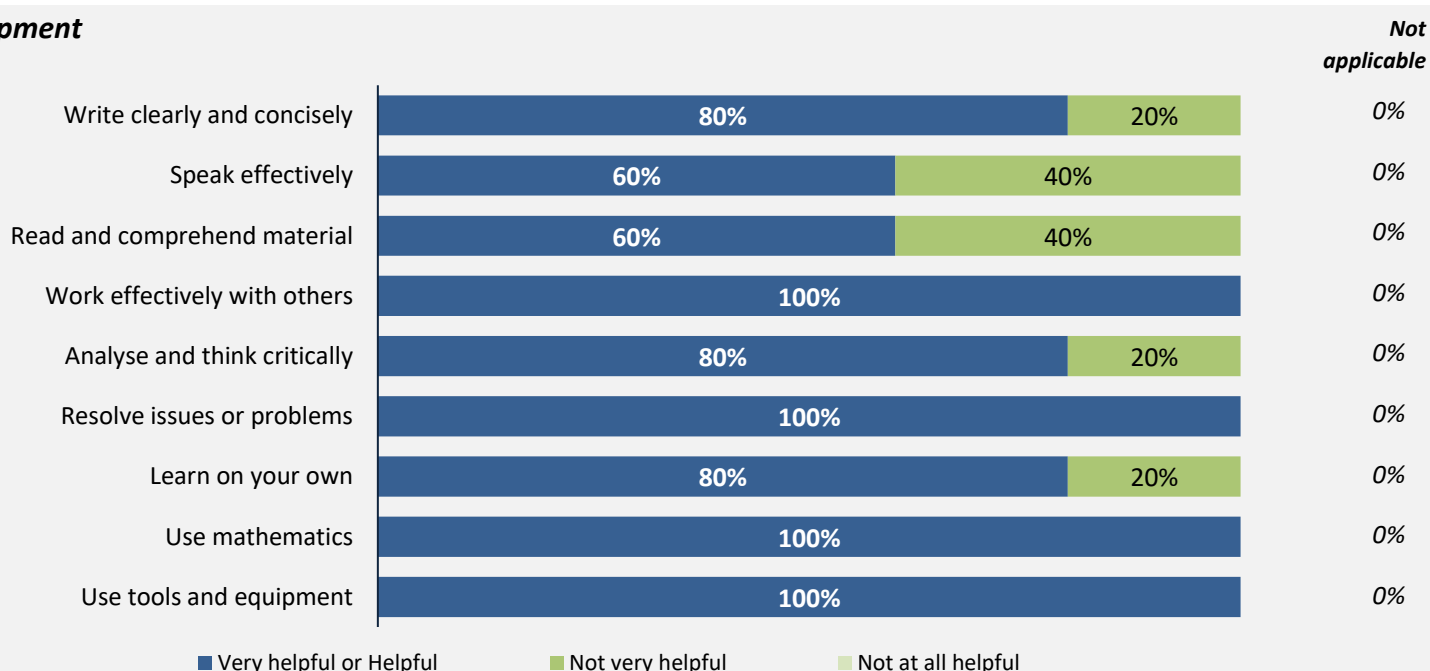
Cohort 16
Respondents 5
Response Rate 31%

Skill Development and Post-Secondary Experience

80%

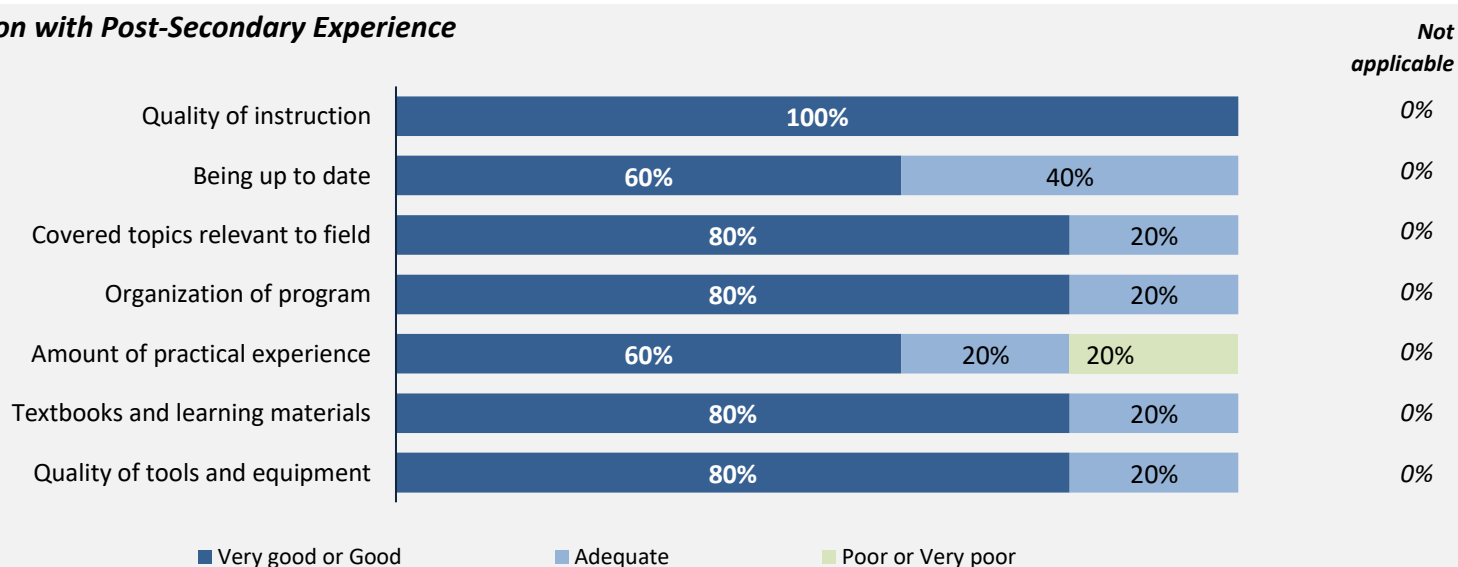
said they were very satisfied or satisfied with the education they received.

Skill Development



Percentages are based on those who gave a valid rating, excluding those who said not applicable.

Satisfaction with Post-Secondary Experience



Percentages are based on those who gave a valid rating, excluding those who said not applicable.

Summary of Survey Results: 2020-2024

Trades Training Type:
Progressive apprenticeship, Traditional apprenticeship

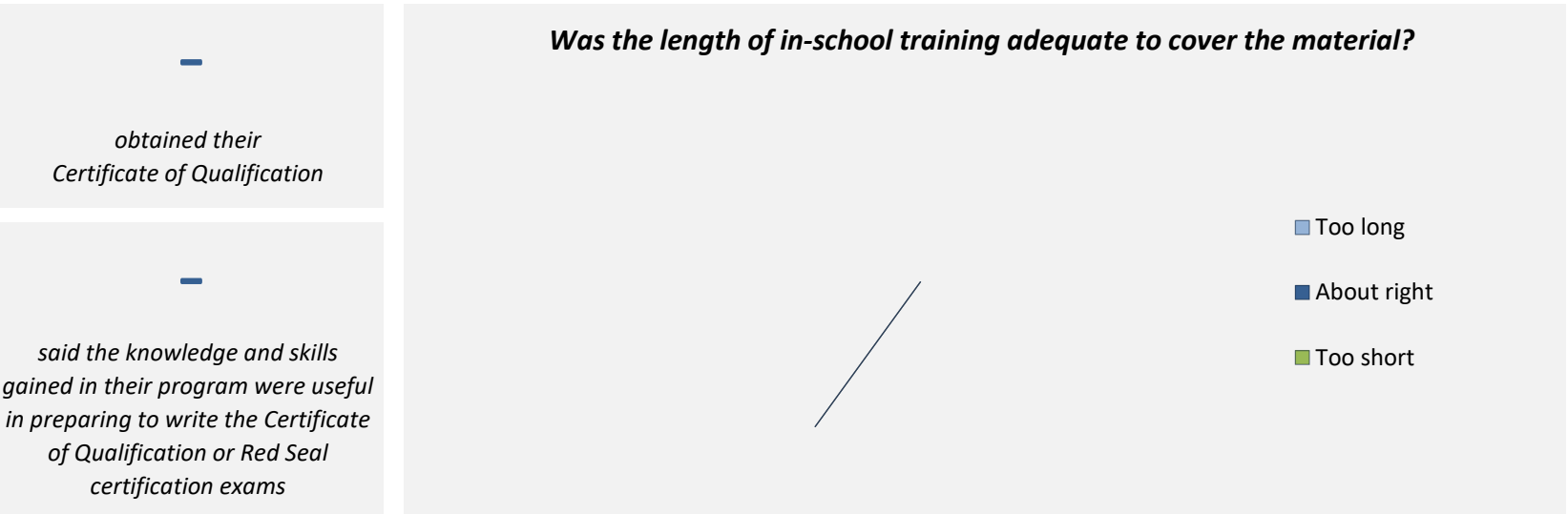
Applied filters:

CPC: VCC: Baking & Pastry Arts - Pastry ESL;

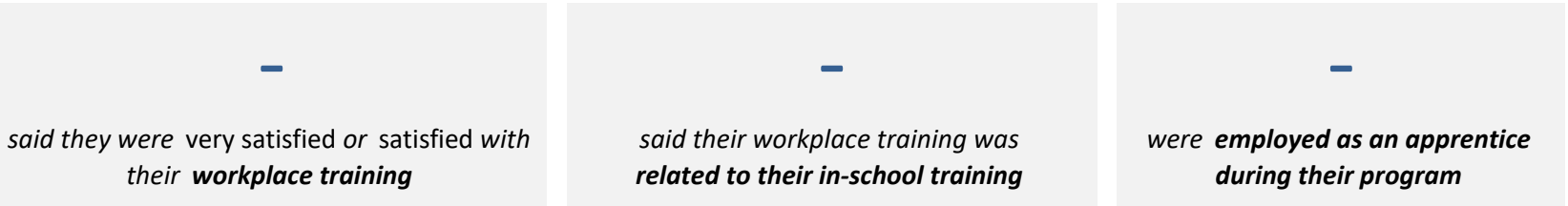
Cohort	-
Respondents	-
Response Rate	0%

Apprenticeship programs

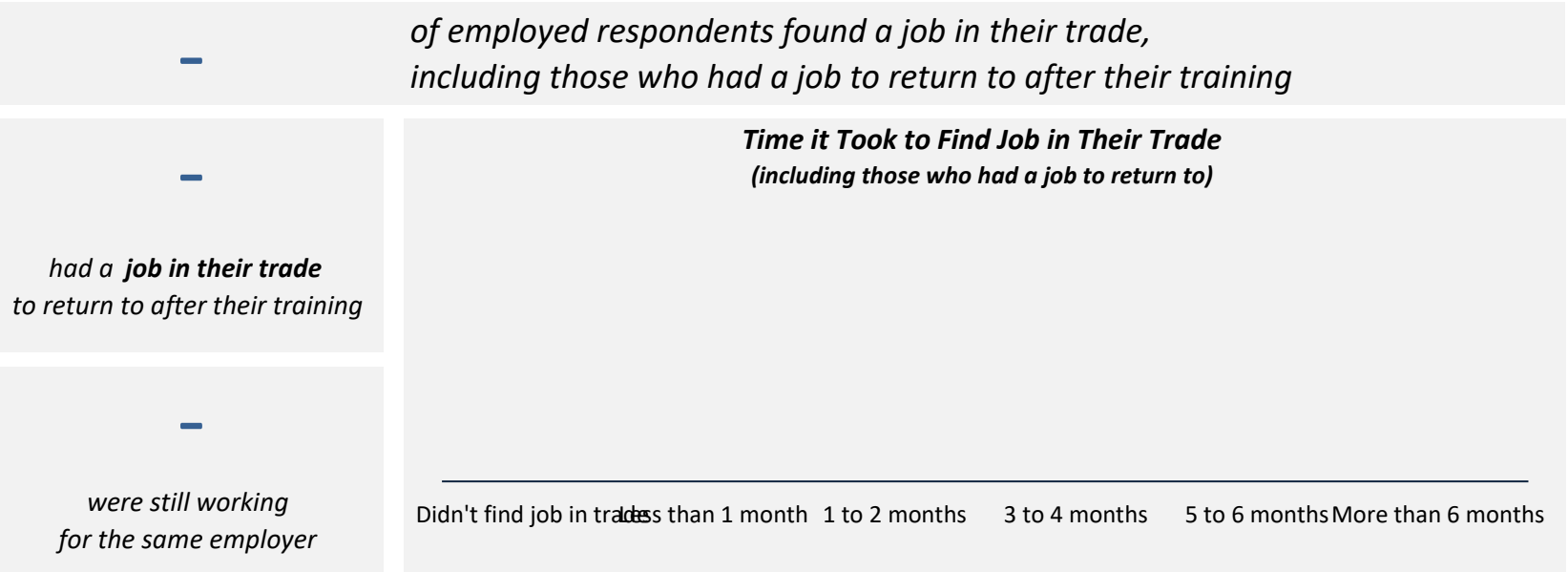
In-School Experiences



Workplace Experiences



Employment After Leaving School



Summary of Survey Results: 2020-2024

Trades Training Type:
Trades foundation, Trades-related vocational programs

Applied filters:
CPC: VCC: Baking & Pastry Arts - Pastry ESL;

Cohort	16
Respondents	5
Response Rate	31%

Trades foundation & Trades-related vocational programs

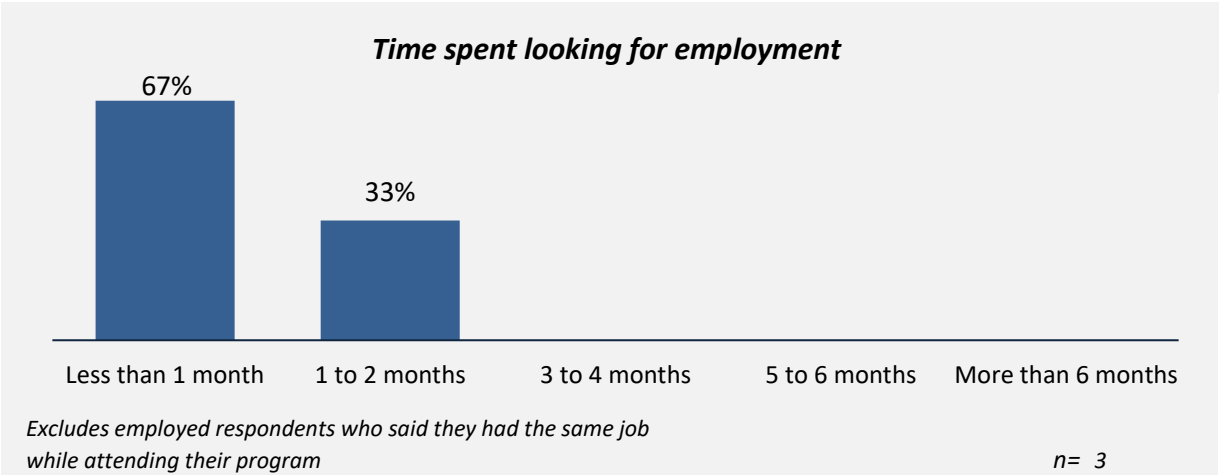
Employment After Leaving School

25%

had the same job before or while they were attending school

100%

said their education was useful in getting their job



Other Education

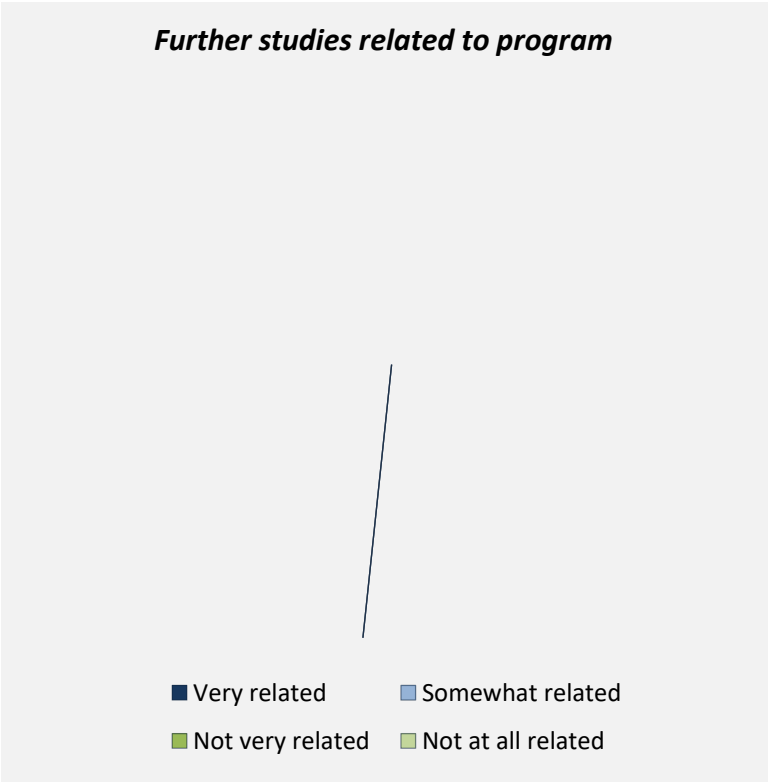
Trades-related vocational respondents only, results are shown for the education they took before and after their program.

*Not asked in 2024

took further studies after completing their program
n = -

of those who had taken further studies said their program prepared them well

of respondents were currently studying
n = -



Of those who took further studies at a different institution:

expected transfer credit*
n = -

Of those who expected transfer credit:

received transfer credit*

were very satisfied or satisfied with their transfer experience*

Summary of Survey Results: 2020-2024

Trades Training Type:
Trades foundation, Trades-related vocational programs

Applied filters:	
CPC: VCC: Baking & Pastry Arts - Pastry ESL;	
Cohort	16
Respondents	5
Response Rate	31%

