

Summary of Survey Results: 2020-2024

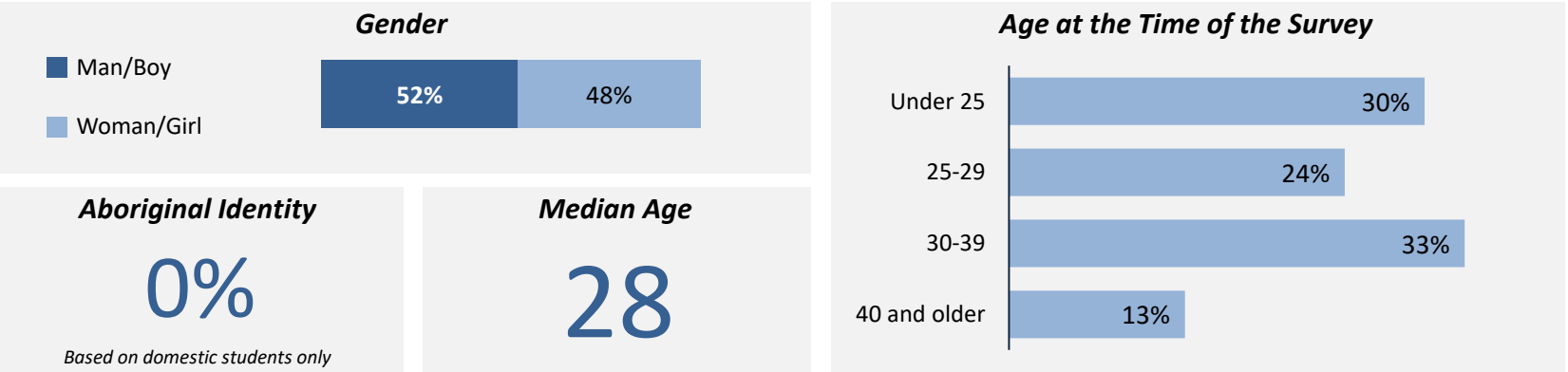
Trades Training Type:
Progressive apprenticeship, Traditional apprenticeship, Trades foundation, and Trades-related vocational programs

Applied filters:
CPC: VCC: Culinary Arts;

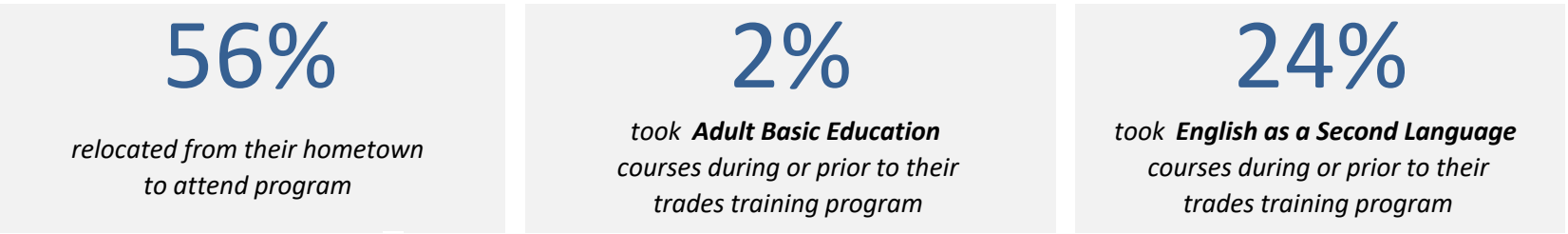
Cohort	459
Respondents	173
Response Rate	38%

Description of Survey Respondents


Demographics



About the Respondents



Region respondents were living in at the time of the survey



Summary of Survey Results: 2020-2024

Trades Training Type:
Progressive apprenticeship, Traditional apprenticeship, Trades foundation, and Trades-related vocational programs

Applied filters:
CPC: VCC: Culinary Arts;

Cohort	459
Respondents	173
Response Rate	38%

Employment Outcomes

In the labour force

97%

Employment rate

88%

Unemployment rate

8.0%

The "Employment rate" is the number employed as a percentage of all respondents.
The "Unemployment rate" is the number of unemployed as a percentage of respondents in the labour force.

Of those employed:

n = 149

Employed full-time

95%

Employed in training-related job

85%

Employed in permanent position

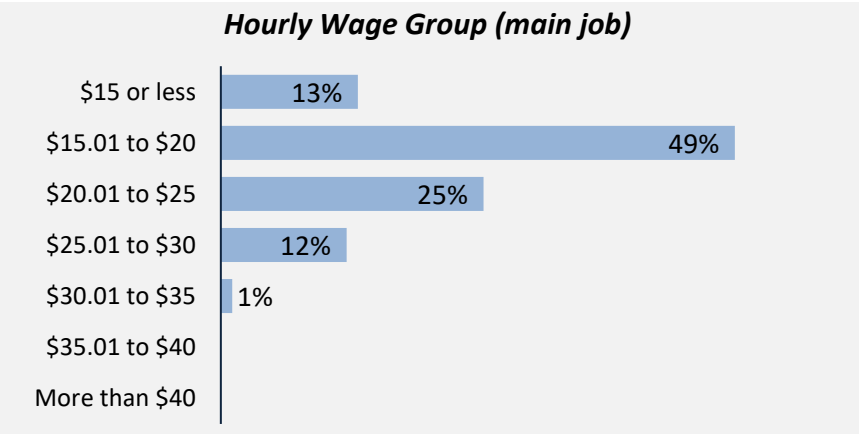
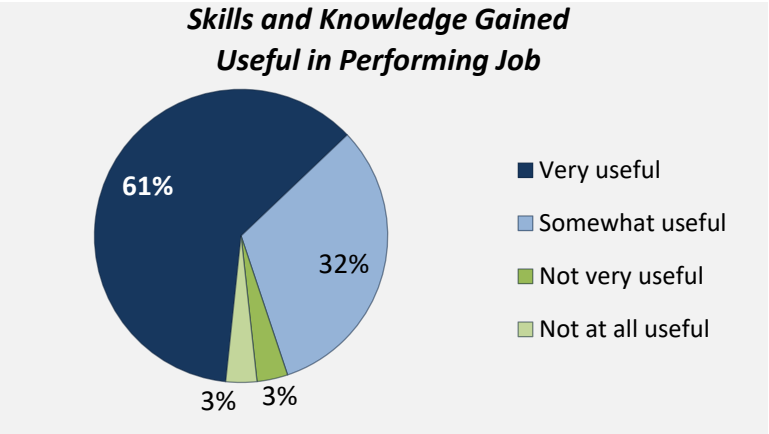
82%

Hourly Wage
(median, main job)

\$19

Hours Worked
(median, main job)

40



Top Occupations (5-digit NOC)	# employed	% of those employed
63200: Cooks	91	61%
62200: Chefs	18	12%
XXXXX: Unclassified occupations	12	8%
62020: Food service supervisors	5	3%
63202: Bakers	4	3%
60030: Restaurant and food service managers	3	2%
13110: Administrative assistants	2	1%
11202: Professional occupations in advertising, marketing and public relations	2	1%
64311: Purser and flight attendants	1	1%
72102: Sheet metal workers	1	1%
Total of top occupations	139	93%
Total employed	149	

Summary of Survey Results: 2020-2024

Trades Training Type:

*Progressive apprenticeship, Traditional apprenticeship,
Trades foundation, and Trades-related vocational programs*

Applied filters:

CPC: VCC: Culinary Arts;

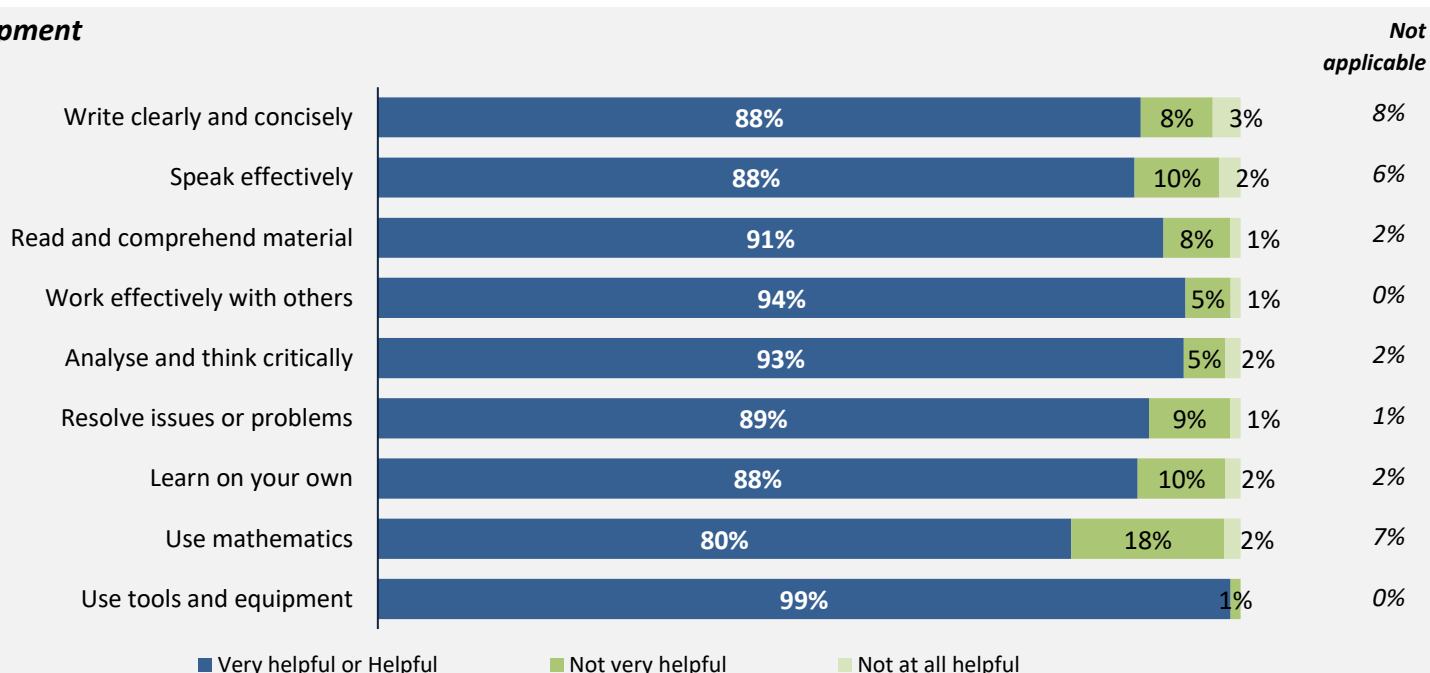
Cohort 459
Respondents 173
Response Rate 38%

Skill Development and Post-Secondary Experience

91%

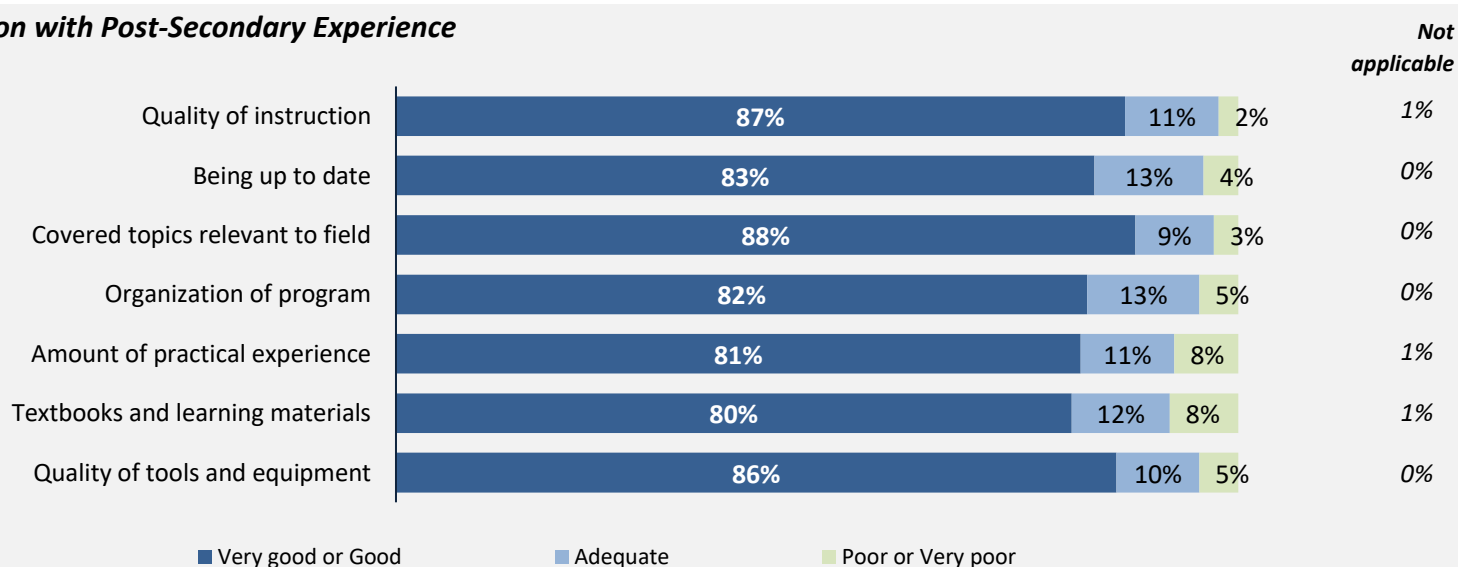
said they were very satisfied or satisfied with the education they received.

Skill Development



Percentages are based on those who gave a valid rating, excluding those who said not applicable.

Satisfaction with Post-Secondary Experience



Percentages are based on those who gave a valid rating, excluding those who said not applicable.

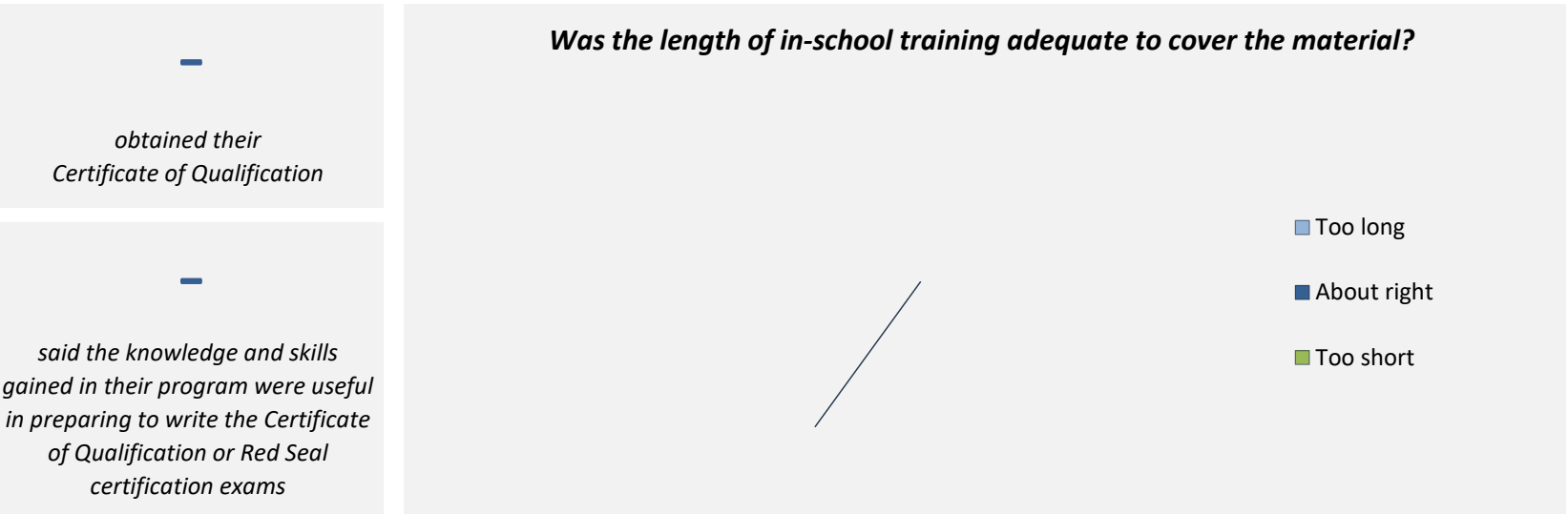
Summary of Survey Results: 2020-2024

Trades Training Type:
Progressive apprenticeship, Traditional apprenticeship

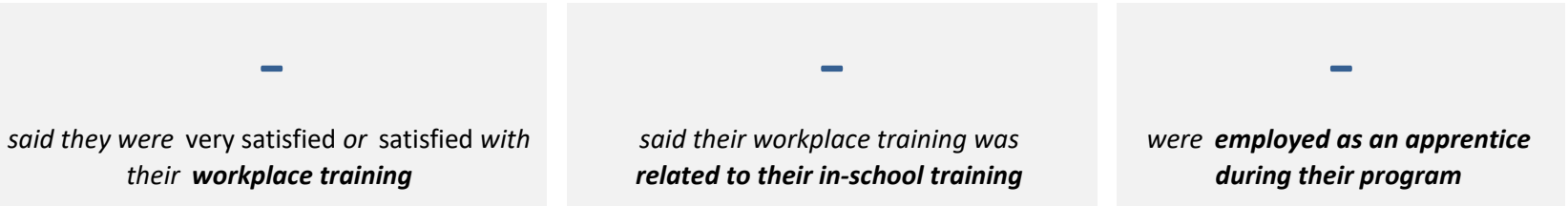
Applied filters:	
CPC: VCC: Culinary Arts;	
	Cohort
	Respondents
	Response Rate
	-
	-
	0%

Apprenticeship programs

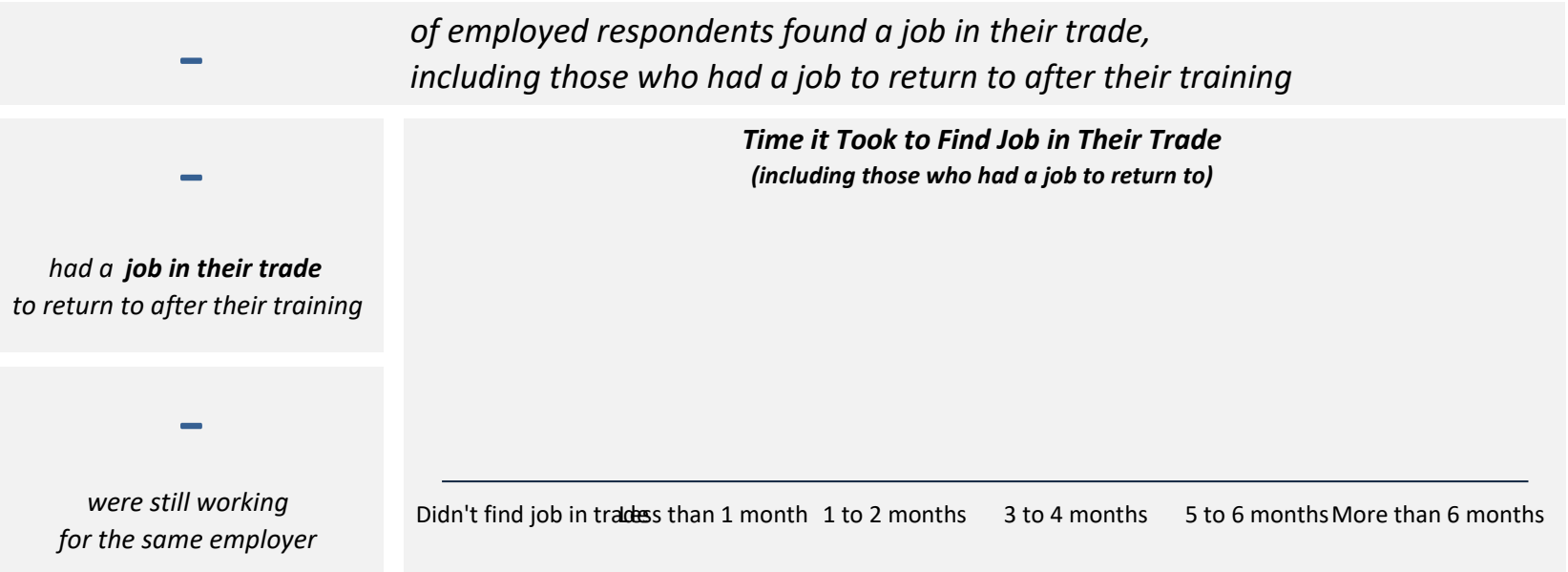
In-School Experiences



Workplace Experiences



Employment After Leaving School



Summary of Survey Results: 2020-2024

Trades Training Type:
Trades foundation, Trades-related vocational programs

Applied filters:

CPC: VCC: Culinary Arts;

Cohort	459
Respondents	173
Response Rate	38%

Trades foundation & Trades-related vocational programs

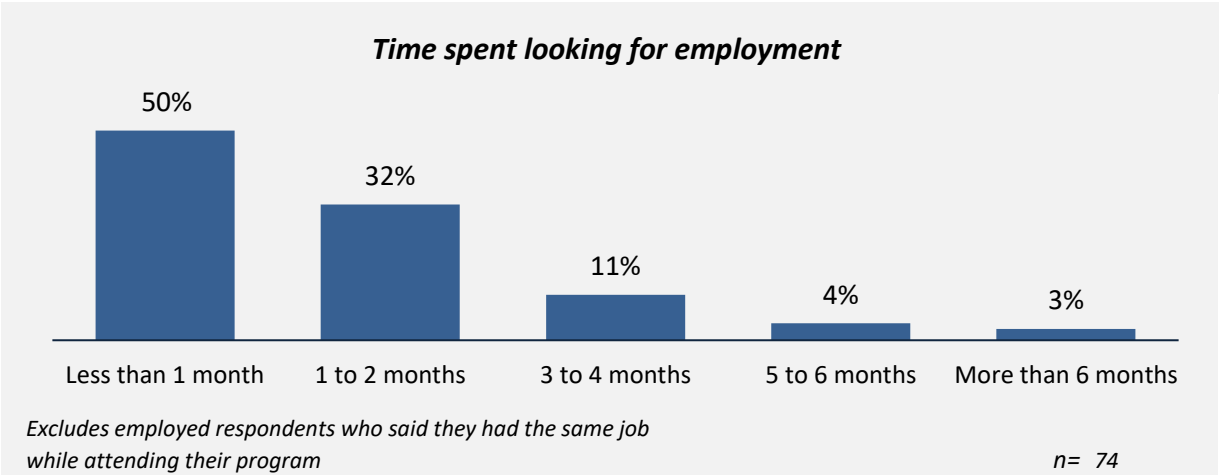
Employment After Leaving School

42%

had the same job
before or while they were
attending school

91%

said their education was
useful in getting their job



Other Education

Trades-related vocational respondents only, results are shown for the education they took before and after their program.

*Not asked in 2024

—

took further studies after
completing their program

n = -

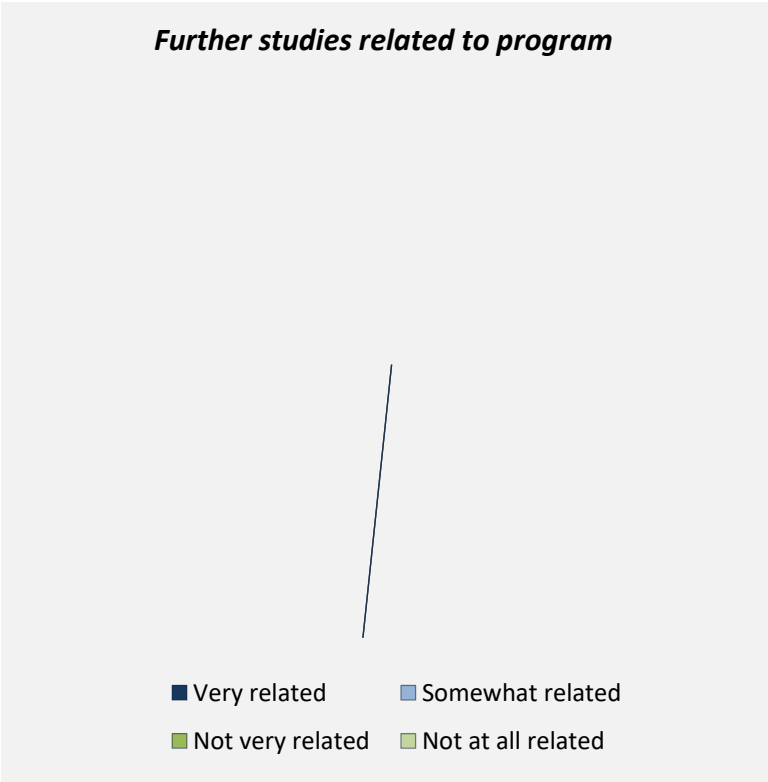
—

of those who had taken further
studies said their program
prepared them well

—

of respondents
were currently studying

n = -



Of those who took further studies
at a different institution:

—

expected transfer credit*

n = -

Of those who expected
transfer credit:

—

received transfer credit*

—

were very satisfied or satisfied
with their transfer experience*

Summary of Survey Results: 2020-2024

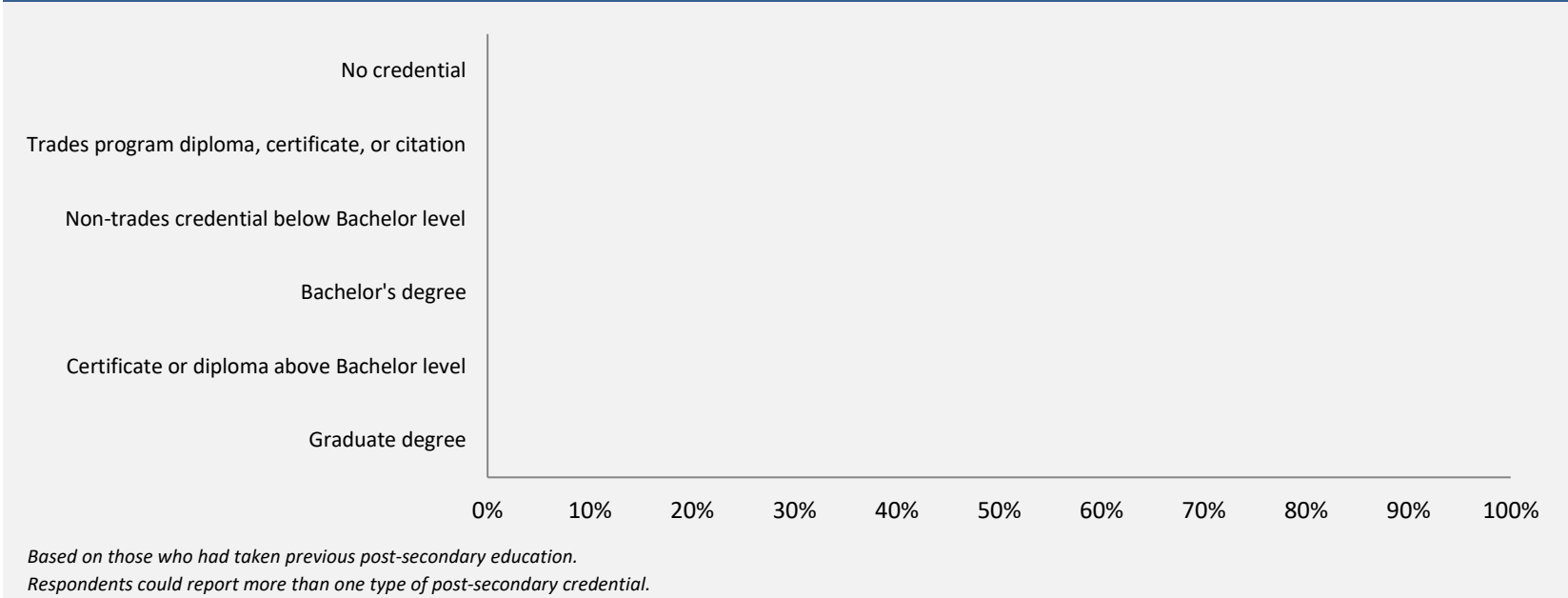
Trades Training Type:
Trades foundation, Trades-related vocational programs

Applied filters:

CPC: VCC: Culinary Arts;

Cohort	459
Respondents	173
Response Rate	38%

had taken previous post-secondary education n = -



Transition to Apprenticeship The following results are for Trades foundation respondents only. n = 159

63%
of Trades foundation respondents tried to get employment as an apprentice after they left their program

87%
of those who tried to get employment as an apprentice were successful

