

# Summary of Survey Results: 2020-2024

Trades Training Type:  
*Progressive apprenticeship, Traditional apprenticeship, Trades foundation, and Trades-related vocational programs*

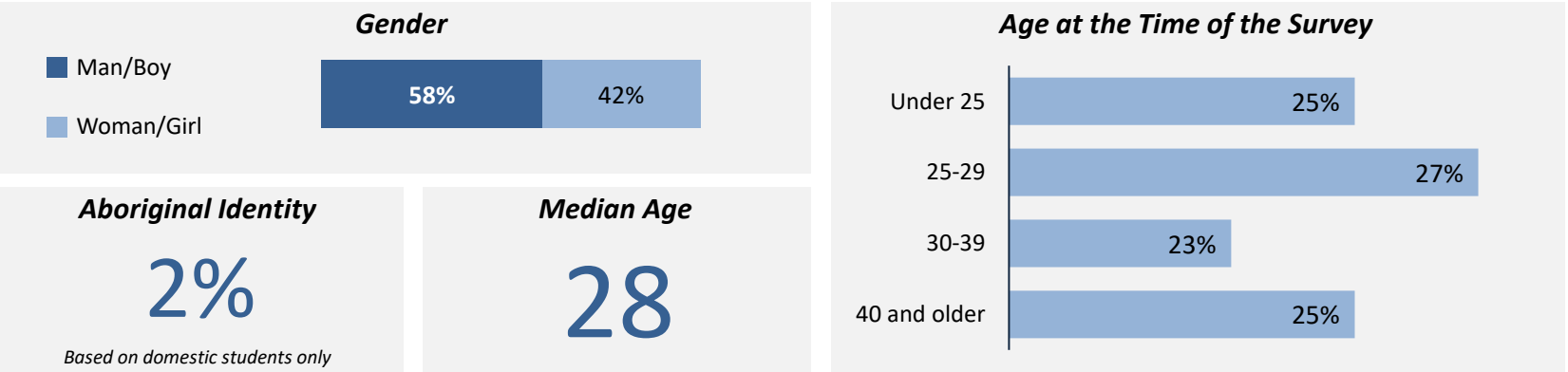
Applied filters:

CPC: VCC: Culinary Arts Apprentice;

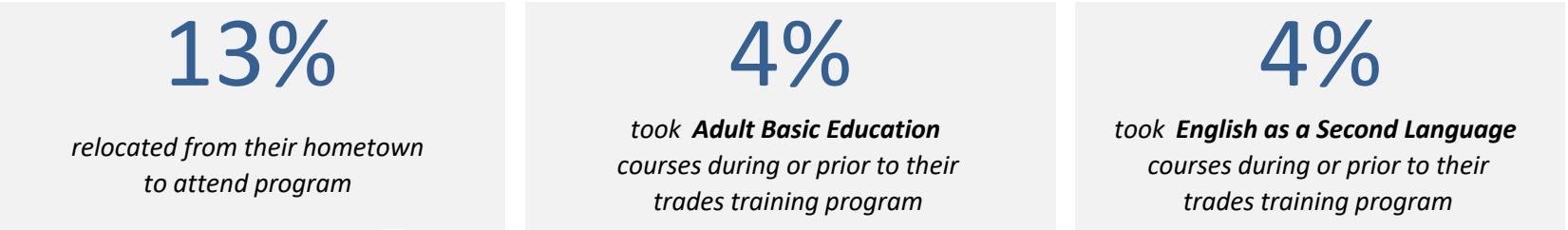
Cohort	101
Respondents	56
Response Rate	55%

## Description of Survey Respondents


### Demographics



### About the Respondents



### Region respondents were living in at the time of the survey



☒ BC Student  
☐ Outcomes

*Progressive apprenticeship, Traditional apprenticeship, Trades foundation, and Trades-related vocational programs*

*CPC: VCC: Culinary Arts Apprentice;*

<b>Cohort</b>	<b>101</b>
<b>Respondents</b>	<b>56</b>
<b>Response Rate</b>	<b>55%</b>

### *In the labour force*

96%

### *Employment rate*

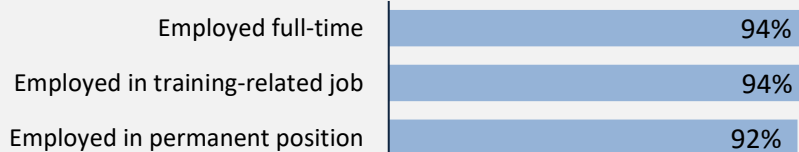
91%

### Unemployment rate

5.6%

The "Unemployment rate" is the number of unemployed as a percentage of respondents in the labour force.

**n = 51**



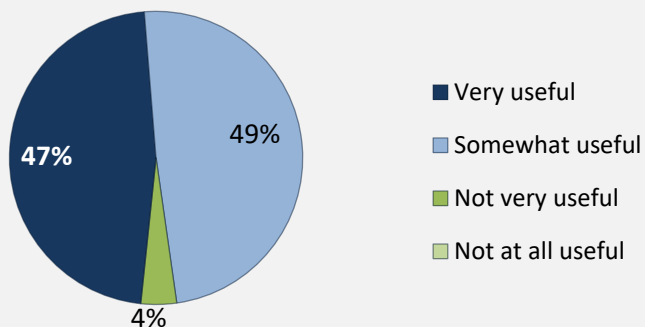
**Hourly Wage**  
**(median, main job)**

\$23

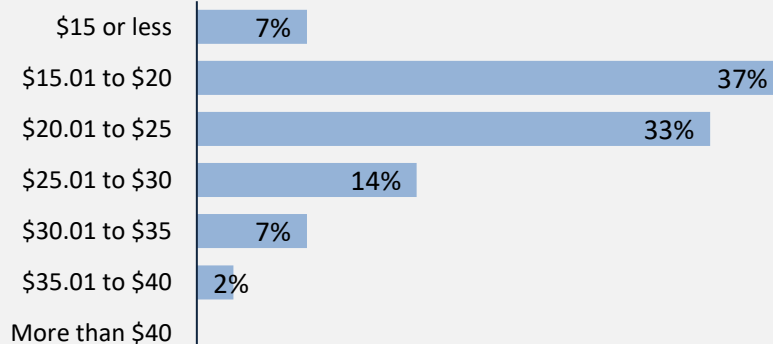
**Hours Worked**  
(median, main job)

40

### ***Skills and Knowledge Gained Useful in Performing Job***



**Hourly Wage Group (main job)**



### Top Occupations (5-digit NOC)

Top Occupations (5-digit NOC)	# employed	% of those employed
63200: Cooks	27	53%
62200: Chefs	18	35%
62020: Food service supervisors	2	4%
44100: Home child care providers	1	2%
43100: Elementary and secondary school teacher assistants	1	2%
41210: College and other vocational instructors	1	2%
63211: Estheticians, electrologists and related occupations	1	2%
Total of top occupations	51	100%
Total employed	51	

# Summary of Survey Results: 2020-2024

Trades Training Type:

*Progressive apprenticeship, Traditional apprenticeship,  
Trades foundation, and Trades-related vocational programs*

## Applied filters:

CPC: VCC: Culinary Arts Apprentice;

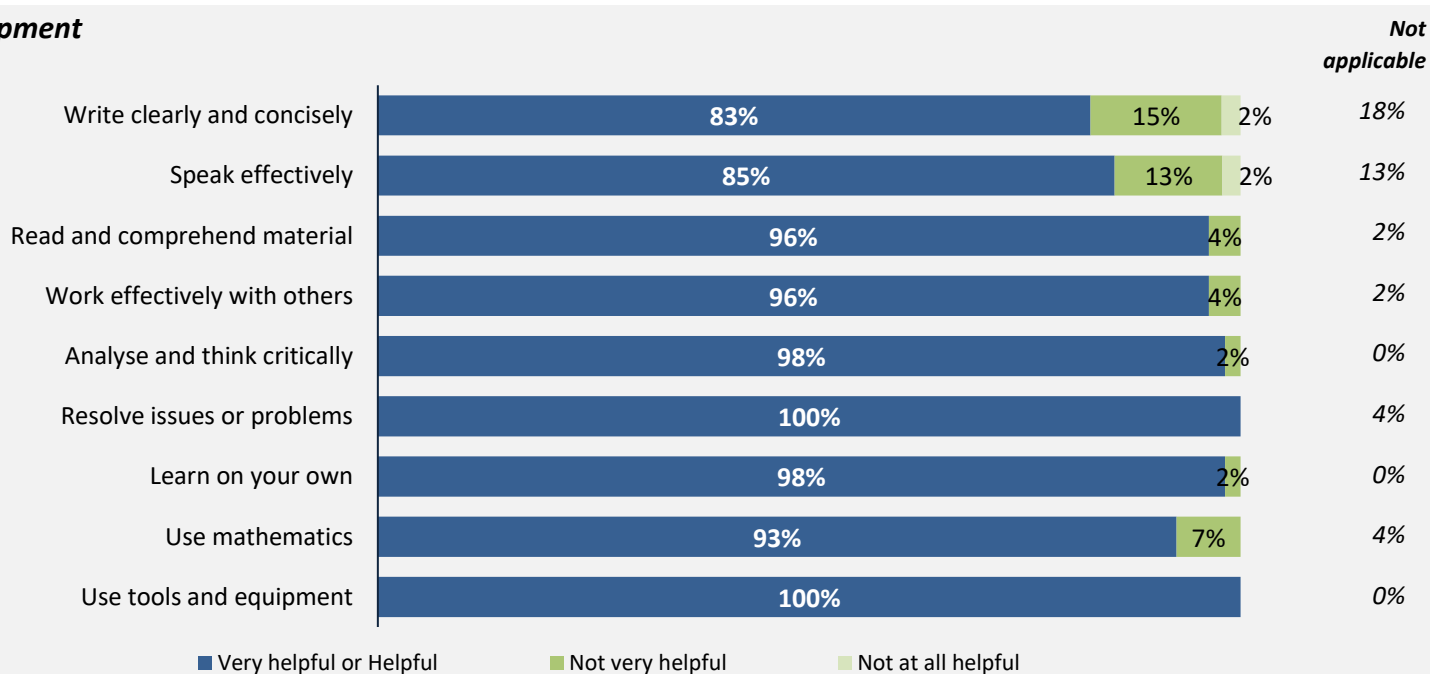
<b>Cohort</b>	<b>101</b>
<b>Respondents</b>	<b>56</b>
<b>Response Rate</b>	<b>55%</b>

## Skill Development and Post-Secondary Experience

# 96%

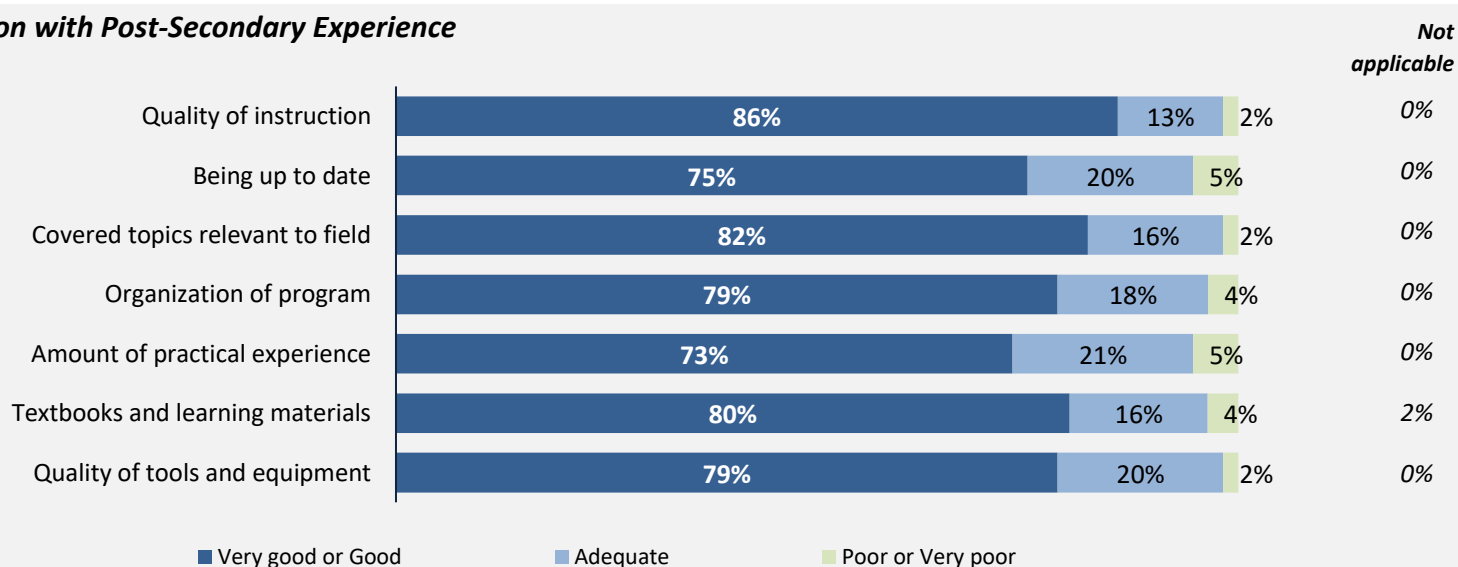
said they were very satisfied or satisfied with the education they received.

### Skill Development



Percentages are based on those who gave a valid rating, excluding those who said not applicable.

### Satisfaction with Post-Secondary Experience



Percentages are based on those who gave a valid rating, excluding those who said not applicable.

Summary of Survey Results: 2020-2024

Trades Training Type:  
Progressive apprenticeship, Traditional apprenticeship

Applied filters:

CPC: VCC: Culinary Arts Apprentice;

Cohort	101
Respondents	56
Response Rate	55%

Apprenticeship programs

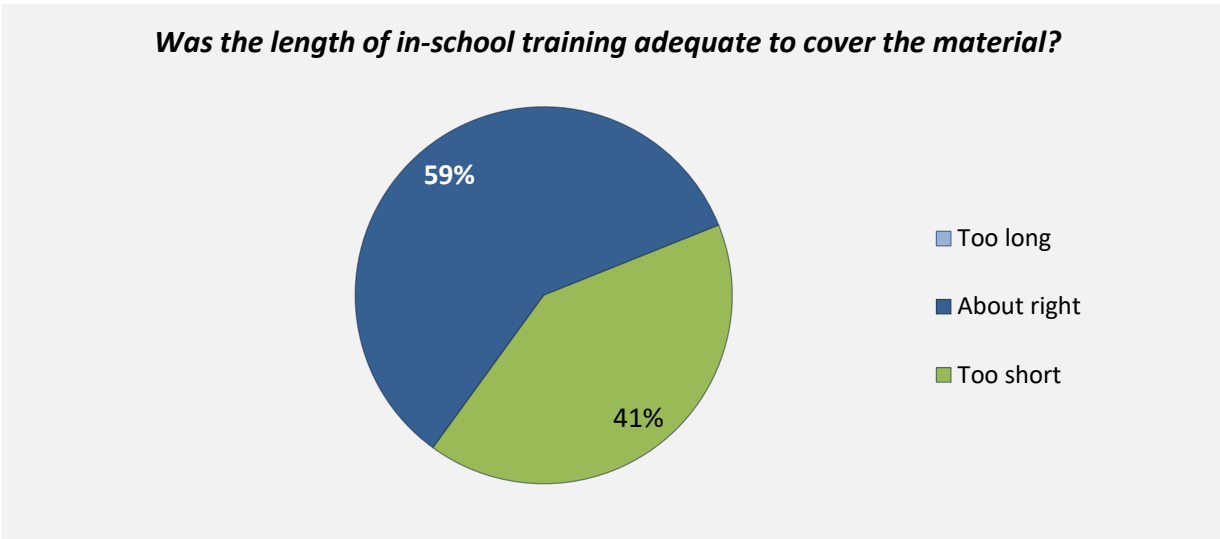
In-School Experiences

87%

obtained their  
Certificate of Qualification

96%

said the knowledge and skills  
gained in their program were useful  
in preparing to write the Certificate  
of Qualification or Red Seal  
certification exams



Workplace Experiences

94%

said they were very satisfied or satisfied with  
their workplace training

87%

said their workplace training was  
related to their in-school training

96%

were employed as an apprentice  
during their program

Employment After Leaving School

100%

of employed respondents found a job in their trade,  
including those who had a job to return to after their training

95%

had a job in their trade  
to return to after their training

64%

were still working  
for the same employer



# Summary of Survey Results: 2020-2024

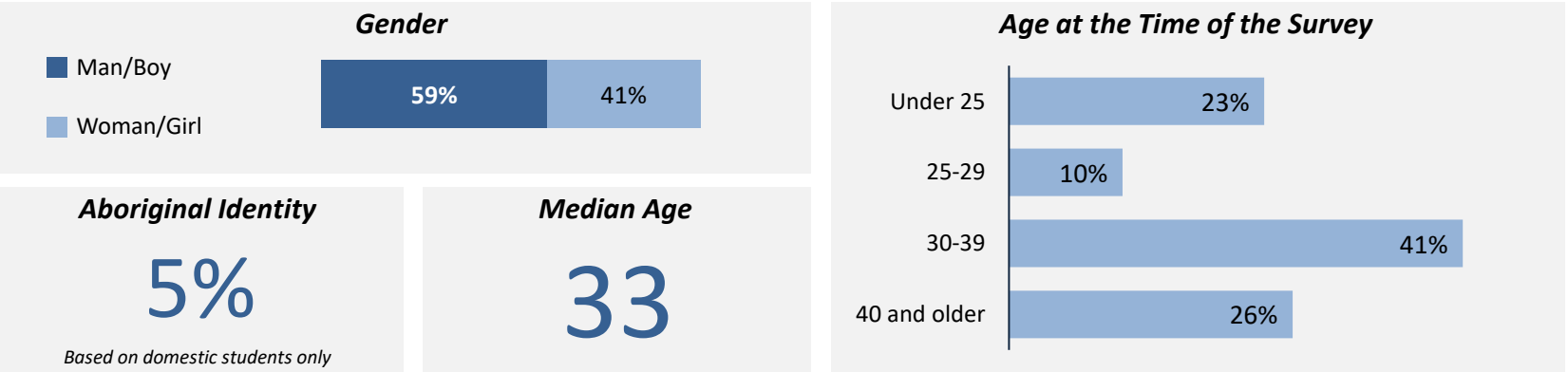
Trades Training Type:  
*Progressive apprenticeship, Traditional apprenticeship, Trades foundation, and Trades-related vocational programs*

**Applied filters:**  
CPC: VCC: Culinary Arts Apprentice Level 1;

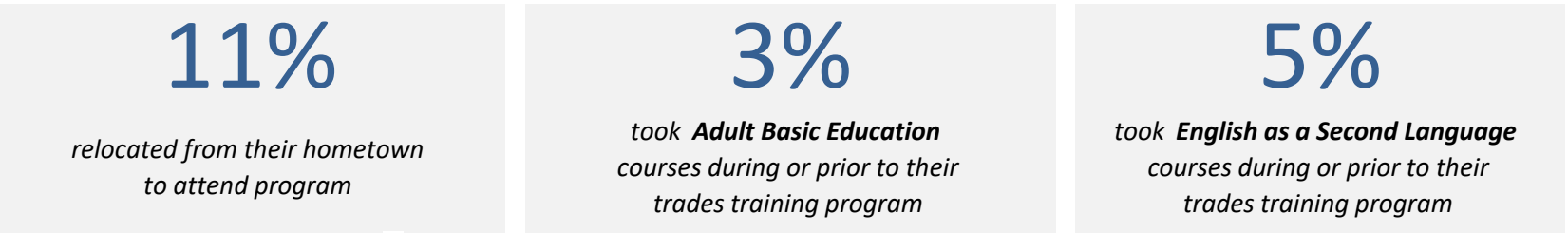
Cohort	101
Respondents	39
Response Rate	39%

## Description of Survey Respondents


### Demographics



### About the Respondents



### Region respondents were living in at the time of the survey



☒ BC Student  
☐ Outcomes

*Progressive apprenticeship, Traditional apprenticeship, Trades foundation, and Trades-related vocational programs*

*CPC: VCC: Culinary Arts Apprentice Level 1:*

<i>Cohort</i>	<b>101</b>
<i>Respondents</i>	<b>39</b>
<i>Response Rate</i>	<b>39%</b>

### ***In the labour force***

# 100%

### *Employment rate*


92%

### Unemployment rate

5.3%

The "Unemployment rate" is the number of unemployed as a percentage of respondents in the labour force.

**n = 36**



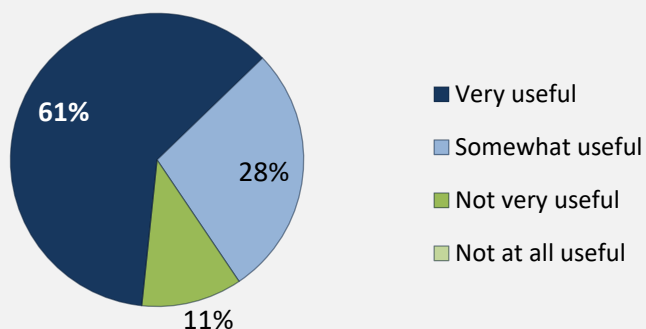
**Hourly Wage**  
**(median, main job)**

\$20

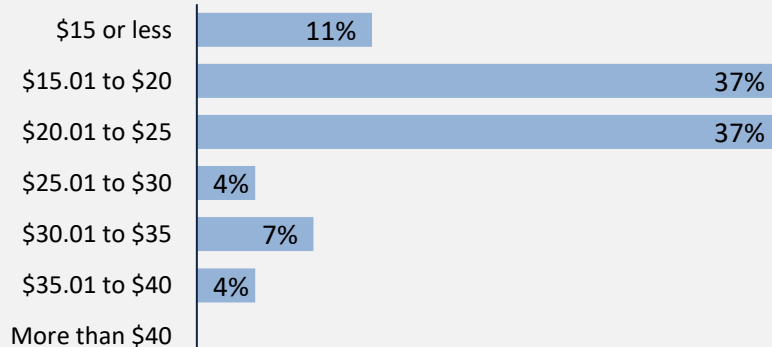
**Hours Worked**  
(median, main job)

40

### ***Skills and Knowledge Gained Useful in Performing Job***



**Hourly Wage Group (main job)**



### Top Occupations (5-digit NOC)

Top Occupations (5-digit NOC)	# employed	% of those employed
63200: Cooks	19	53%
62200: Chefs	12	33%
XXXXX: Unclassified occupations	3	8%
65100: Cashiers	1	3%
73300: Transport truck drivers	1	3%
Total of top occupations	36	100%
Total employed	36	

# Summary of Survey Results: 2020-2024

Trades Training Type:

Progressive apprenticeship, Traditional apprenticeship,  
Trades foundation, and Trades-related vocational programs

## Applied filters:

CPC: VCC: Culinary Arts Apprenticeship Level 1;

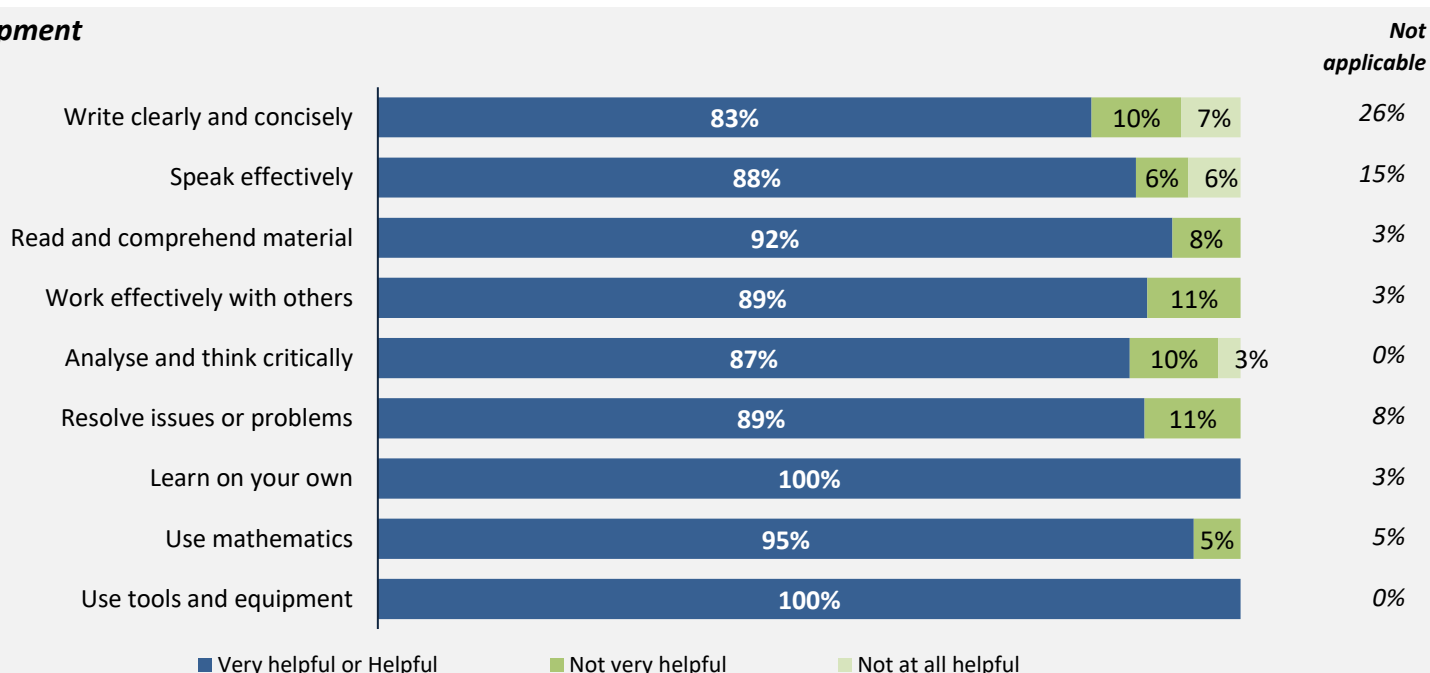
Cohort 101  
Respondents 39  
Response Rate 39%

## Skill Development and Post-Secondary Experience

97%

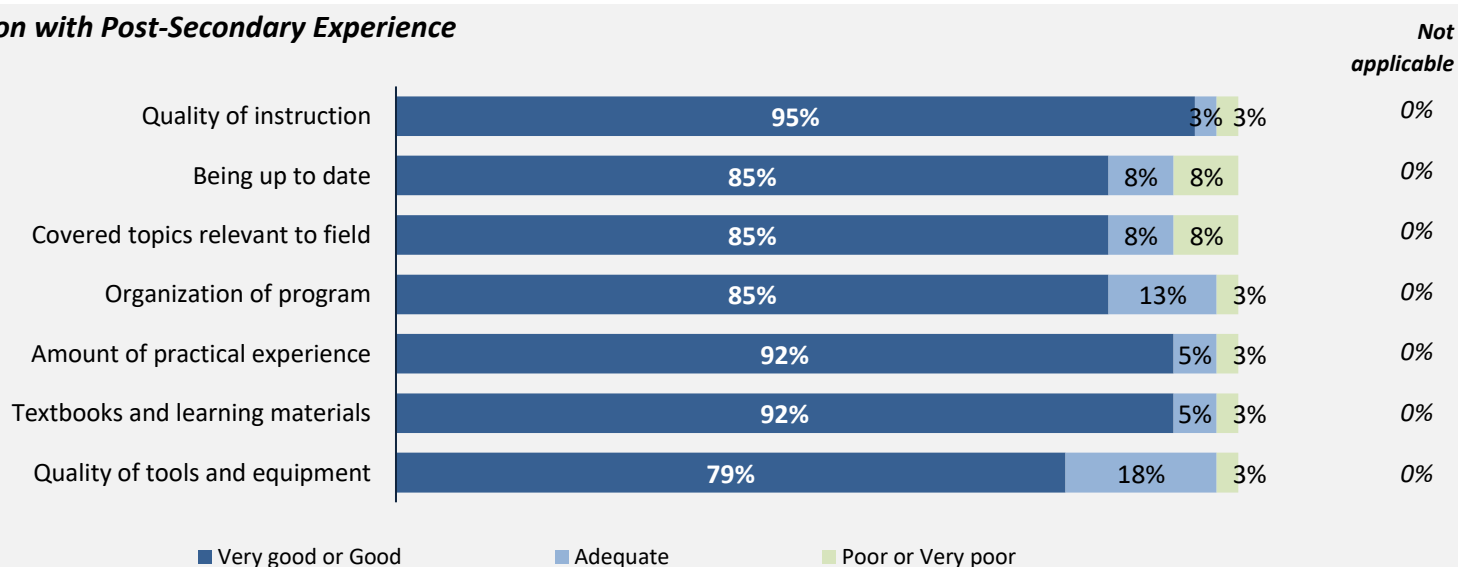
said they were very satisfied or satisfied with the education they received.

### Skill Development



Percentages are based on those who gave a valid rating, excluding those who said not applicable.

### Satisfaction with Post-Secondary Experience



Percentages are based on those who gave a valid rating, excluding those who said not applicable.

Summary of Survey Results: 2020-2024

Trades Training Type:  
Progressive apprenticeship, Traditional apprenticeship

Applied filters:

CPC: VCC: Culinary Arts Apprentice Level 1;

Cohort	101
Respondents	39
Response Rate	39%

Apprenticeship programs

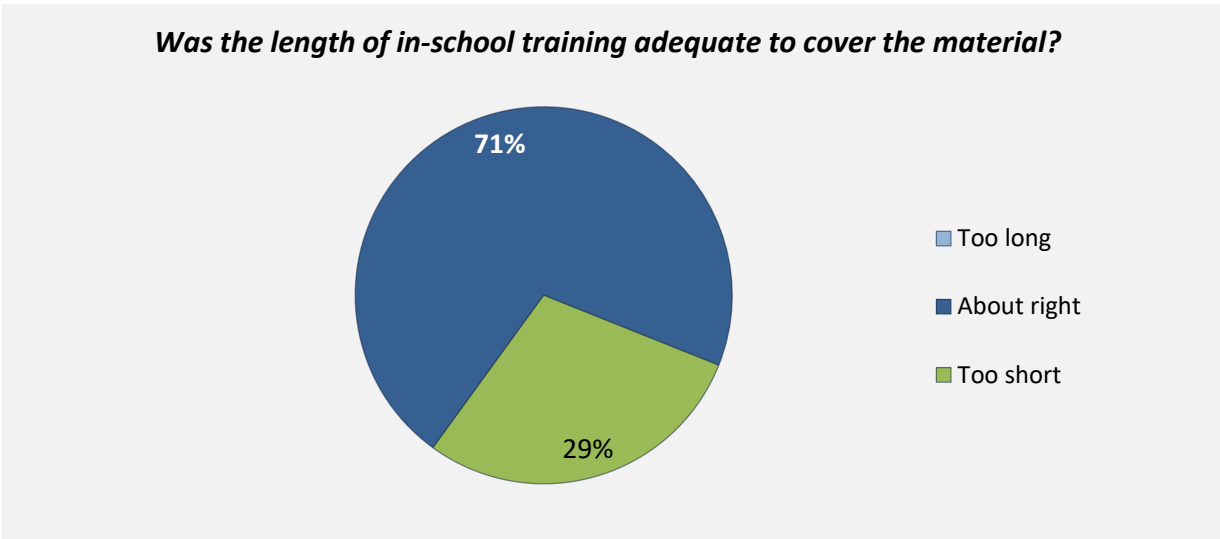
In-School Experiences

89%

obtained their  
Certificate of Qualification

100%

said the knowledge and skills  
gained in their program were useful  
in preparing to write the Certificate  
of Qualification or Red Seal  
certification exams



Workplace Experiences

89%

said they were very satisfied or satisfied with  
their workplace training

87%

said their workplace training was  
related to their in-school training

97%

were employed as an apprentice  
during their program

Employment After Leaving School

97%

of employed respondents found a job in their trade,  
including those who had a job to return to after their training

92%

had a job in their trade  
to return to after their training

71%

were still working  
for the same employer





# Summary of Survey Results: 2020-2024

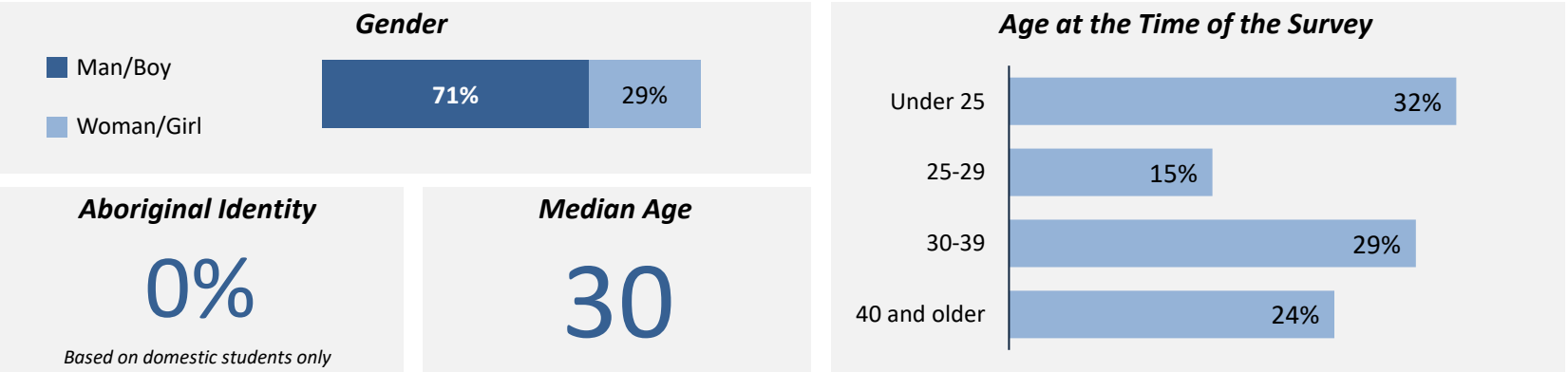
Trades Training Type:  
*Progressive apprenticeship, Traditional apprenticeship, Trades foundation, and Trades-related vocational programs*

**Applied filters:**  
CPC: VCC: Culinary Arts Apprentice Level 2;

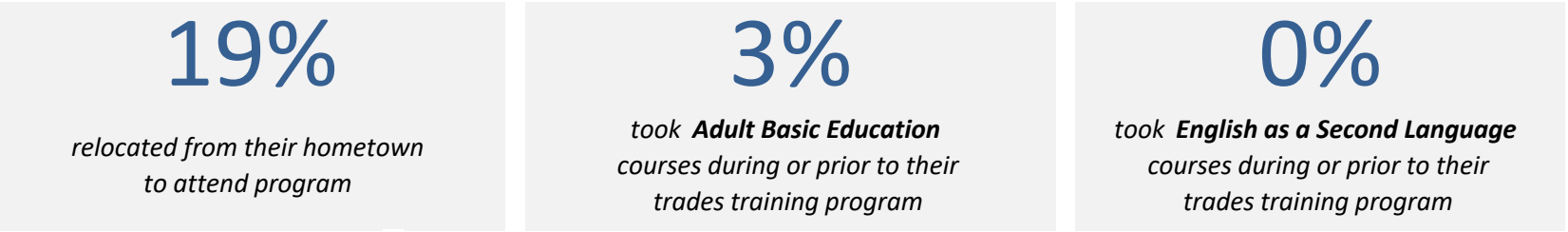
Cohort	82
Respondents	34
Response Rate	41%

## Description of Survey Respondents


### Demographics



### About the Respondents



### Region respondents were living in at the time of the survey



☒ BC Student  
☐ Outcomes

*Progressive apprenticeship, Traditional apprenticeship, Trades foundation, and Trades-related vocational programs*

*CPC: VCC: Culinary Arts Apprentice Level 2:*

<i>Cohort</i>	<b>82</b>
<i>Respondents</i>	<b>34</b>
<i>Response Rate</i>	<b>41%</b>

### *In the labour force*

97%

### *Employment rate*


97%

### Unemployment rate

0.0%

The "Unemployment rate" is the number of unemployed as a percentage of respondents in the labour force.

**n = 33**



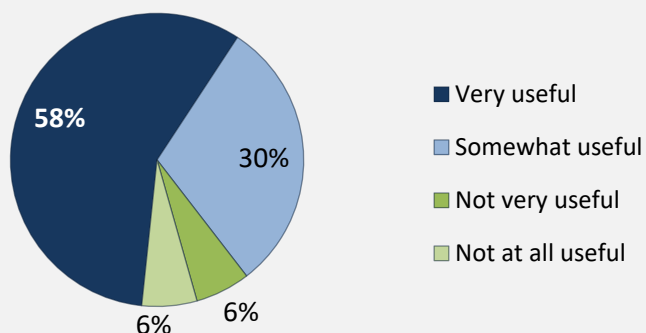
**Hourly Wage**  
(median, main job)

\$21

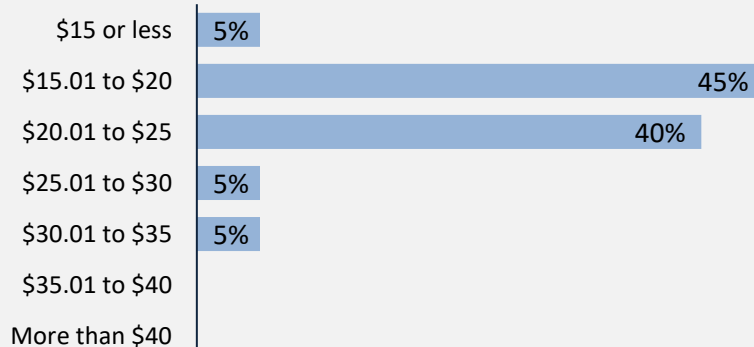
**Hours Worked**  
(median, main job)

40

### ***Skills and Knowledge Gained Useful in Performing Job***



**Hourly Wage Group (main job)**



### Top Occupations (5-digit NOC)

Top Occupations (5-digit NOC)	# employed	% of those employed
63200: Cooks	20	61%
62200: Chefs	12	36%
13100: Administrative officers	1	3%
Total of top occupations	33	100%
Total employed	33	

# Summary of Survey Results: 2020-2024

Trades Training Type:

Progressive apprenticeship, Traditional apprenticeship,  
Trades foundation, and Trades-related vocational programs

## Applied filters:

CPC: VCC: Culinary Arts Apprentice Level 2;

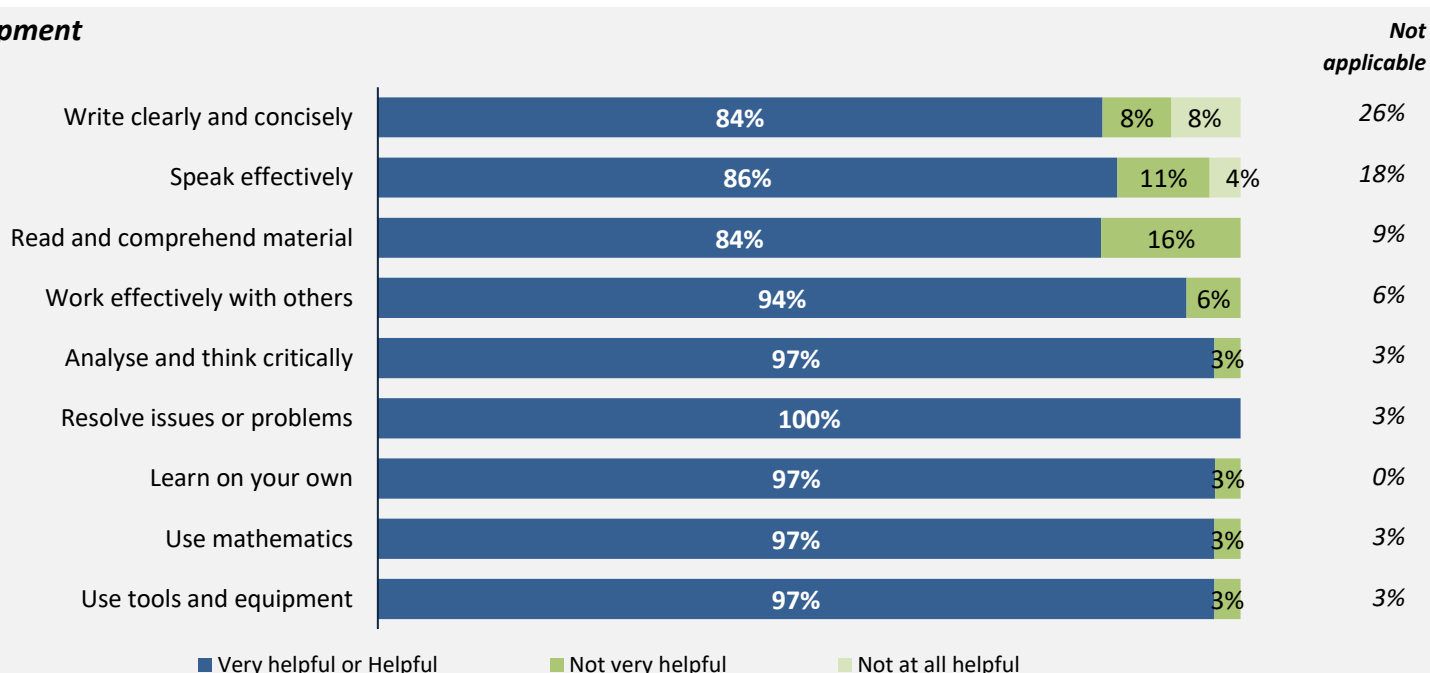
Cohort 82  
Respondents 34  
Response Rate 41%

## Skill Development and Post-Secondary Experience

97%

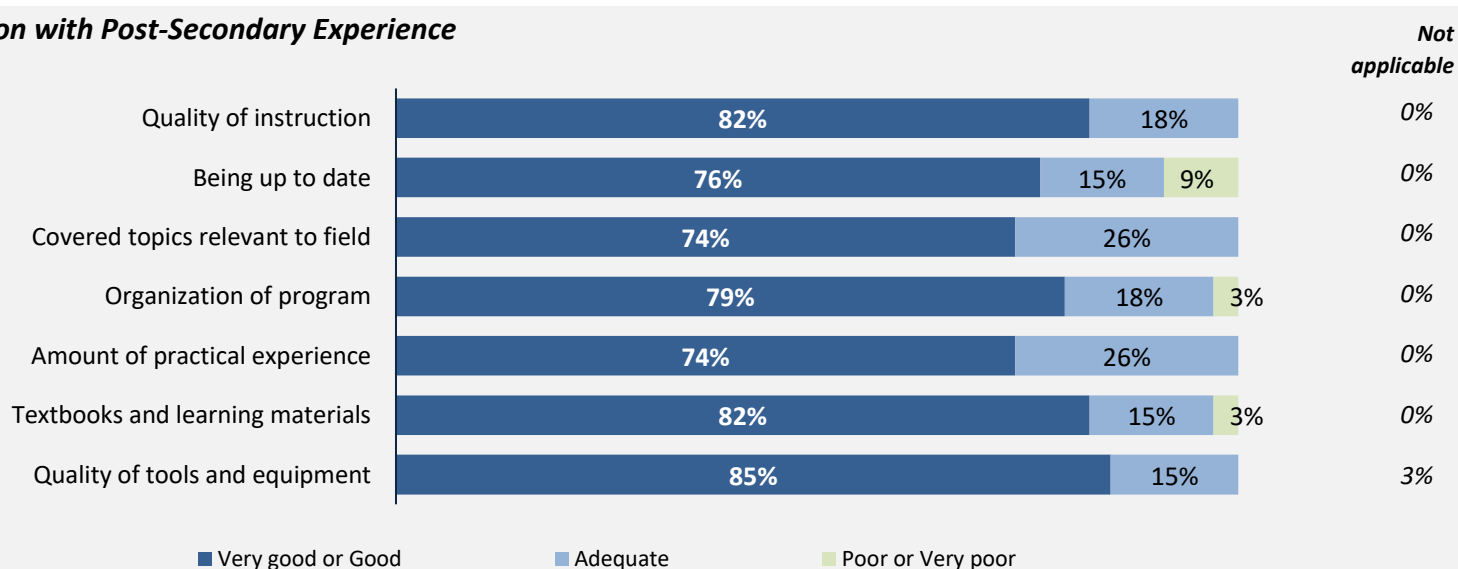
said they were very satisfied or satisfied with the education they received.

### Skill Development



Percentages are based on those who gave a valid rating, excluding those who said not applicable.

### Satisfaction with Post-Secondary Experience



Percentages are based on those who gave a valid rating, excluding those who said not applicable.

Summary of Survey Results: 2020-2024

Trades Training Type:  
Progressive apprenticeship, Traditional apprenticeship

Applied filters:

CPC: VCC: Culinary Arts Apprentice Level 2;

Cohort	82
Respondents	34
Response Rate	41%

Apprenticeship programs

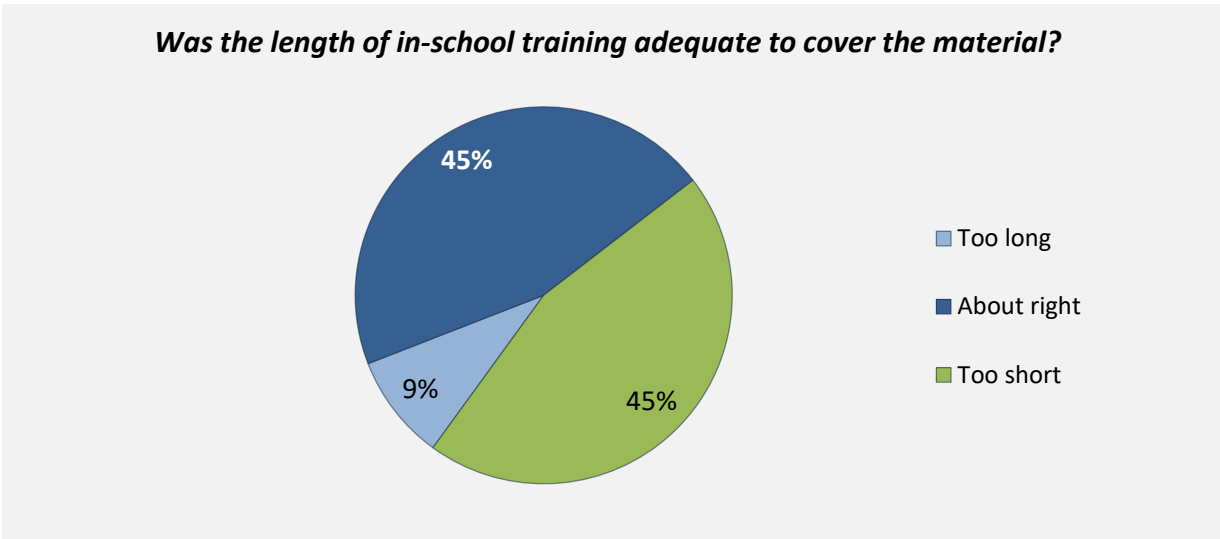
In-School Experiences

81%

obtained their  
Certificate of Qualification

97%

said the knowledge and skills  
gained in their program were useful  
in preparing to write the Certificate  
of Qualification or Red Seal  
certification exams



Workplace Experiences

97%

said they were very satisfied or satisfied with  
their workplace training

88%

said their workplace training was  
related to their in-school training

97%

were employed as an apprentice  
during their program

Employment After Leaving School

97%

of employed respondents found a job in their trade,  
including those who had a job to return to after their training

94%

had a job in their trade  
to return to after their training

82%

were still working  
for the same employer

