


Applied filters:
CPC: VCC: Dance;

Cohort 48
Respondents 5
Response Rate 10%

Description of Survey Respondents

Demographics

Gender



Age at the Time of the Survey



Indigenous Identity

-

Based on domestic students only.

Median Age

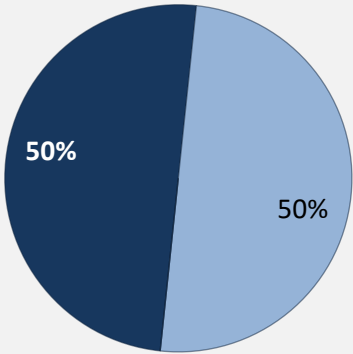
21

Further Education

40%

took further studies after graduating from their program
n = 2

Further Studies Related to Program



Very related
Somewhat related
Not very related
Not at all related

Of those who took further studies at a different institution:

100%

expected transfer credit
n = 1

Of those who expected transfer credit:

-

Received transfer credit

40%

of respondents were currently studying

0%

were very satisfied or satisfied with their transfer experience

Past Education

40%

of respondents had taken previous post-secondary education

n = 2


Respondents were asked if they took ABE or ESL courses during or prior to their studies

Adult Basic Education

0%

English as a Second Language

0%



Credentials are based on those who had taken previous post-secondary education.
Respondents could report more than one type of post-secondary credential.

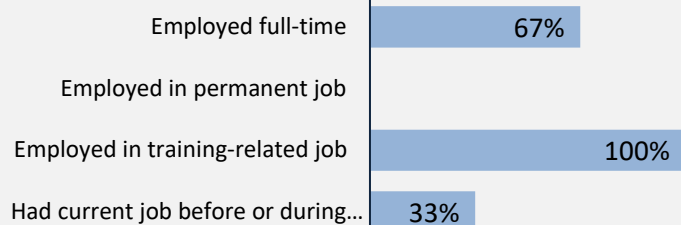
CPC: VCC: Dance;

Cohort	48
Respondents	5
Response Rate	10%

In labour force	75%
Employment rate	75%
Unemployment rate	

The "Employment rate" is the number employed as a percentage of all respondents. The "Unemployment rate" is the number of unemployed as a percentage of respondents in the labour force.

Of those employed: *n* = 3



30

\$16

\$10 or less	
\$10.01 to \$15	50%
\$15.01 to \$20	50%
\$20.01 to \$25	
\$25.01 to \$30	
More than \$30	

Category	Percentage
Very useful	0%
Useful	67%
Not very useful	33%
Not at all useful	0%

Duration	Percentage
Less than 1 month	50%
1 to 2 months	0%
3 to 4 months	0%
5 to 6 months	50%
More than 6 months	0%

	# Employed	% of those employed
53120: Dancers	3	100%
Total of top occupations	3	100%
Total employed	3	

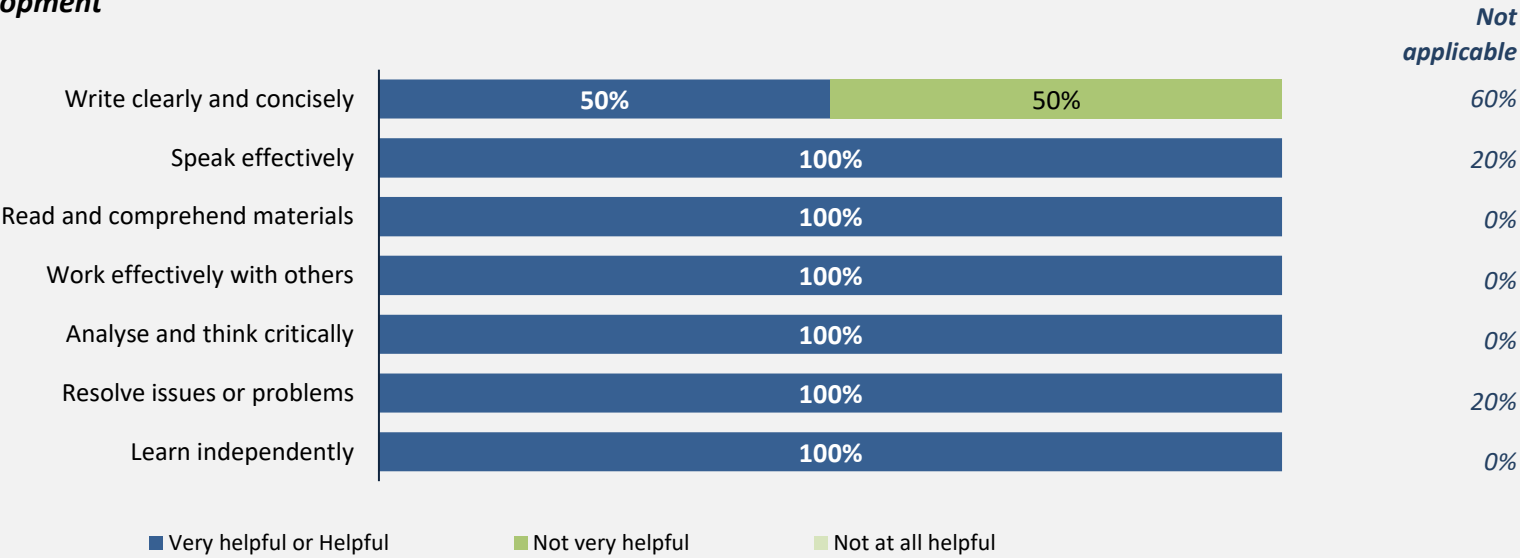
Applied filters:
CPC: VCC: Dance;

Cohort	48
Respondents	5
Response Rate	10%

Skill Development and Post-Secondary Experience

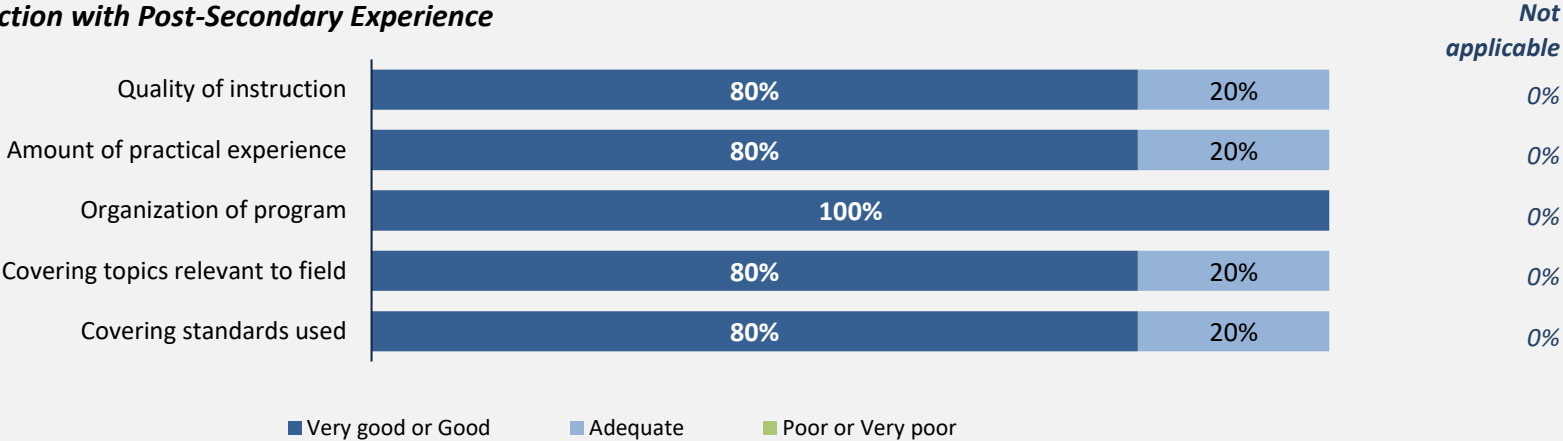
100% said they were very satisfied or satisfied with the education they received.

Skill Development



Percentages are based on those who gave a valid rating, excluding those who said Not applicable.

Satisfaction with Post-Secondary Experience



Percentages are based on those who gave a valid rating, excluding those who said Not applicable.