

Summary of Survey Results: 2020-2024

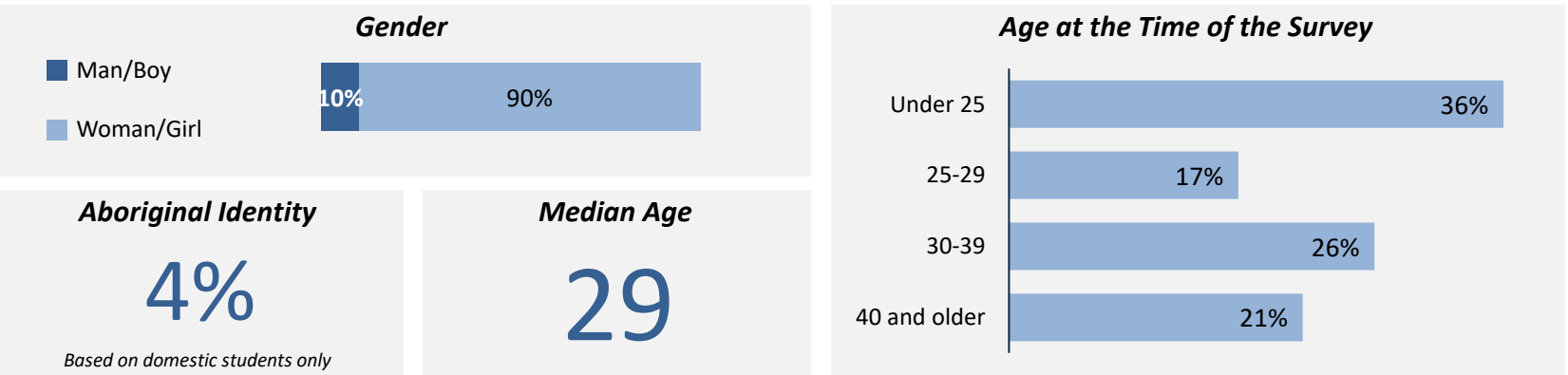
Trades Training Type:
Progressive apprenticeship, Traditional apprenticeship, Trades foundation, and Trades-related vocational programs

Applied filters:
CPC: VCC: Esthetics & Spa Therapy;

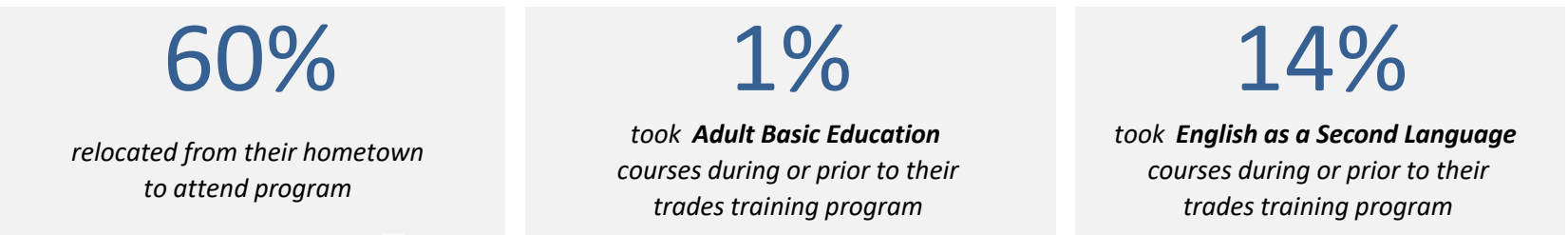
Cohort	518
Respondents	193
Response Rate	37%

Description of Survey Respondents


Demographics



About the Respondents



Region respondents were living in at the time of the survey



Summary of Survey Results: 2020-2024

Trades Training Type:
Progressive apprenticeship, Traditional apprenticeship, Trades foundation, and Trades-related vocational programs

Applied filters:
CPC: VCC: Esthetics & Spa Therapy;

Cohort	518
Respondents	193
Response Rate	37%

Employment Outcomes

In the labour force

94%

Employment rate

77%

Unemployment rate

15.9%

The "Employment rate" is the number employed as a percentage of all respondents.
The "Unemployment rate" is the number of unemployed as a percentage of respondents in the labour force.

Of those employed:

n = 143

Employed full-time

68%

Employed in training-related job

66%

Employed in permanent position

69%

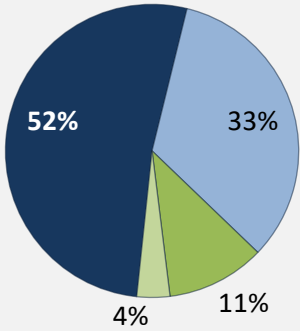
**Hourly Wage
(median, main job)**

\$17

**Hours Worked
(median, main job)**

36

**Skills and Knowledge Gained
Useful in Performing Job**



Very useful

Somewhat useful

Not very useful

Not at all useful

Hourly Wage Group (main job)

\$15 or less	29%
\$15.01 to \$20	48%
\$20.01 to \$25	15%
\$25.01 to \$30	5%
\$30.01 to \$35	
\$35.01 to \$40	3%
More than \$40	

Top Occupations (5-digit NOC)	# employed	% of those employed
63211: Estheticians, electrologists and related occupations	58	41%
63210: Hairstylists and barbers	33	23%
XXXXX: Unclassified occupations	17	12%
64100: Retail salespersons and visual merchandisers	5	3%
60030: Restaurant and food service managers	3	2%
65201: Food counter attendants, kitchen helpers and related support occupations	3	2%
65100: Cashiers	2	1%
63200: Cooks	2	1%
65329: Other service support occupations	2	1%
33102: Nurse aides, orderlies and patient service associates	1	1%
Total of top occupations	126	88%
Total employed	143	

Summary of Survey Results: 2020-2024

Trades Training Type:

*Progressive apprenticeship, Traditional apprenticeship,
Trades foundation, and Trades-related vocational programs*

Applied filters:

CPC: VCC: Esthetics & Spa Therapy;

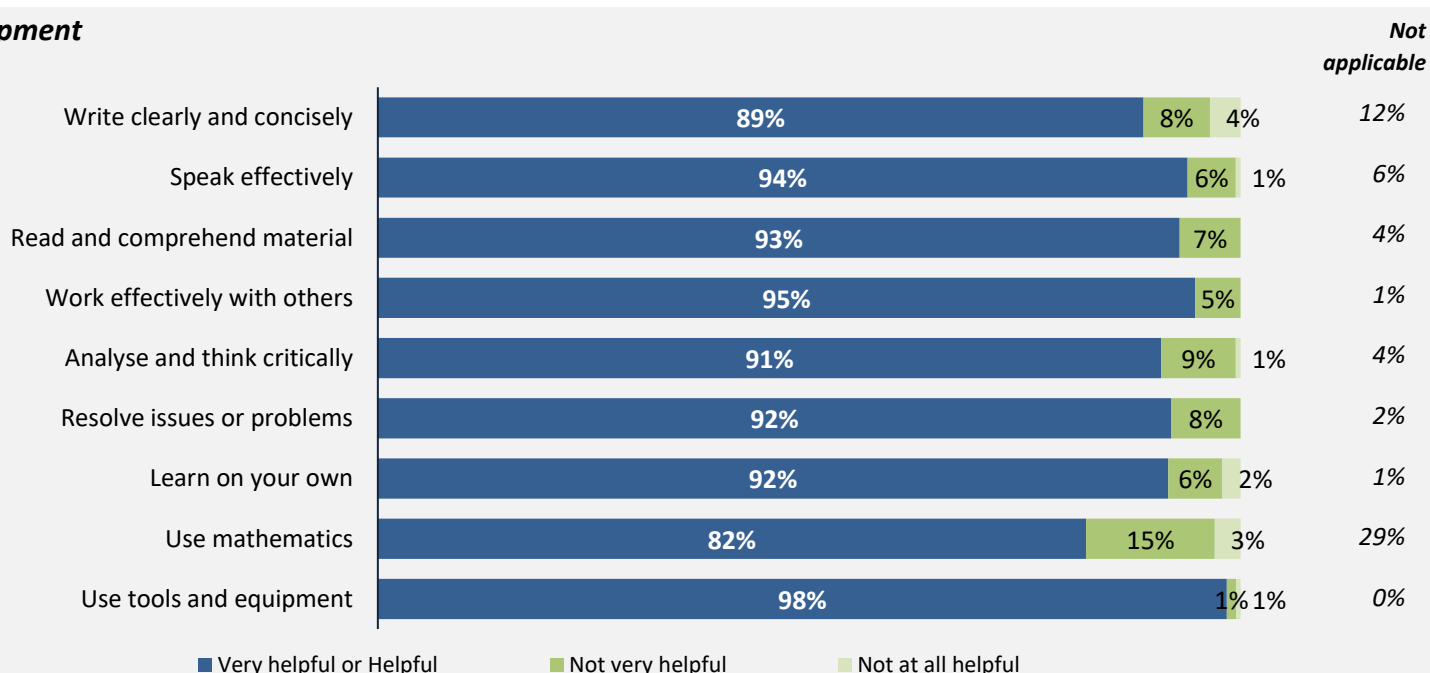
Cohort	518
Respondents	193
Response Rate	37%

Skill Development and Post-Secondary Experience

95%

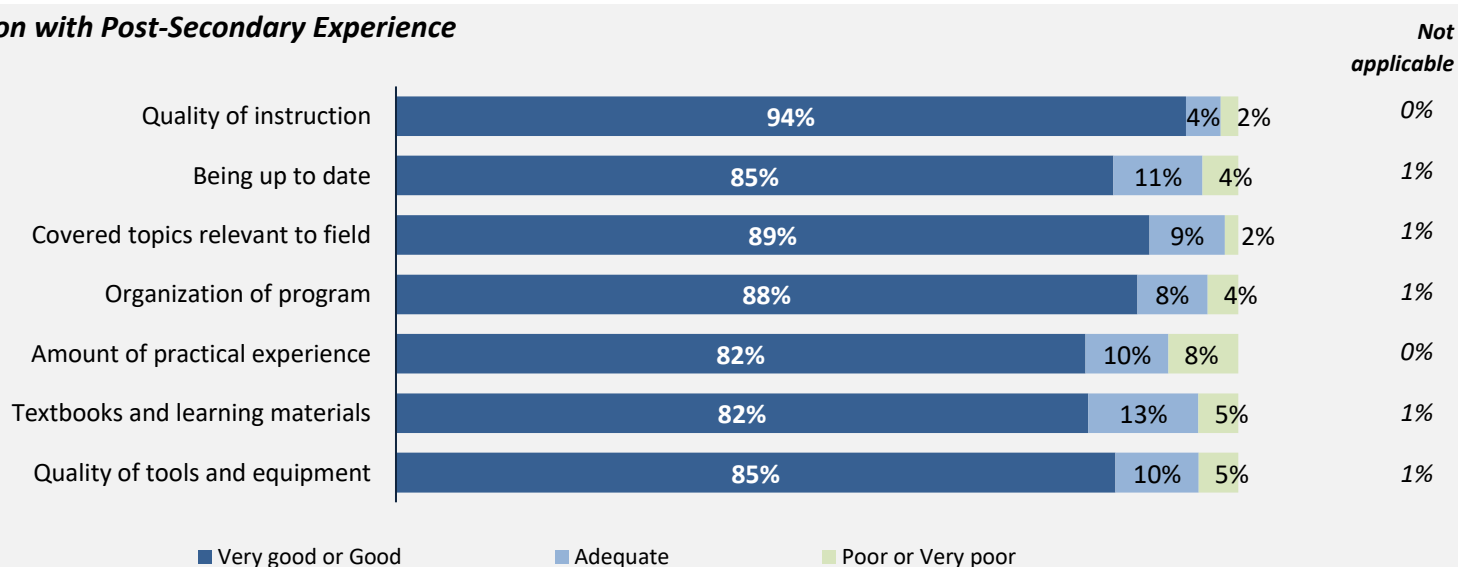
said they were very satisfied or satisfied with the education they received.

Skill Development



Percentages are based on those who gave a valid rating, excluding those who said not applicable.

Satisfaction with Post-Secondary Experience



Percentages are based on those who gave a valid rating, excluding those who said not applicable.

Summary of Survey Results: 2020-2024

Trades Training Type:
Progressive apprenticeship, Traditional apprenticeship


Applied filters:

CPC: VCC: Esthetics & Spa Therapy;

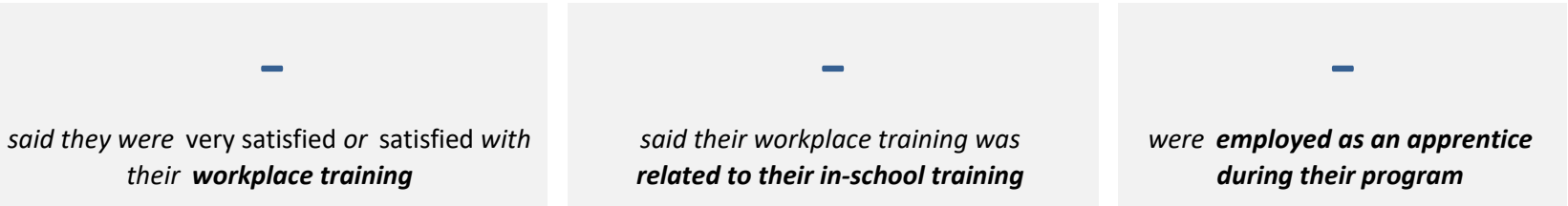
Cohort	-
Respondents	-
Response Rate	0%

Apprenticeship programs

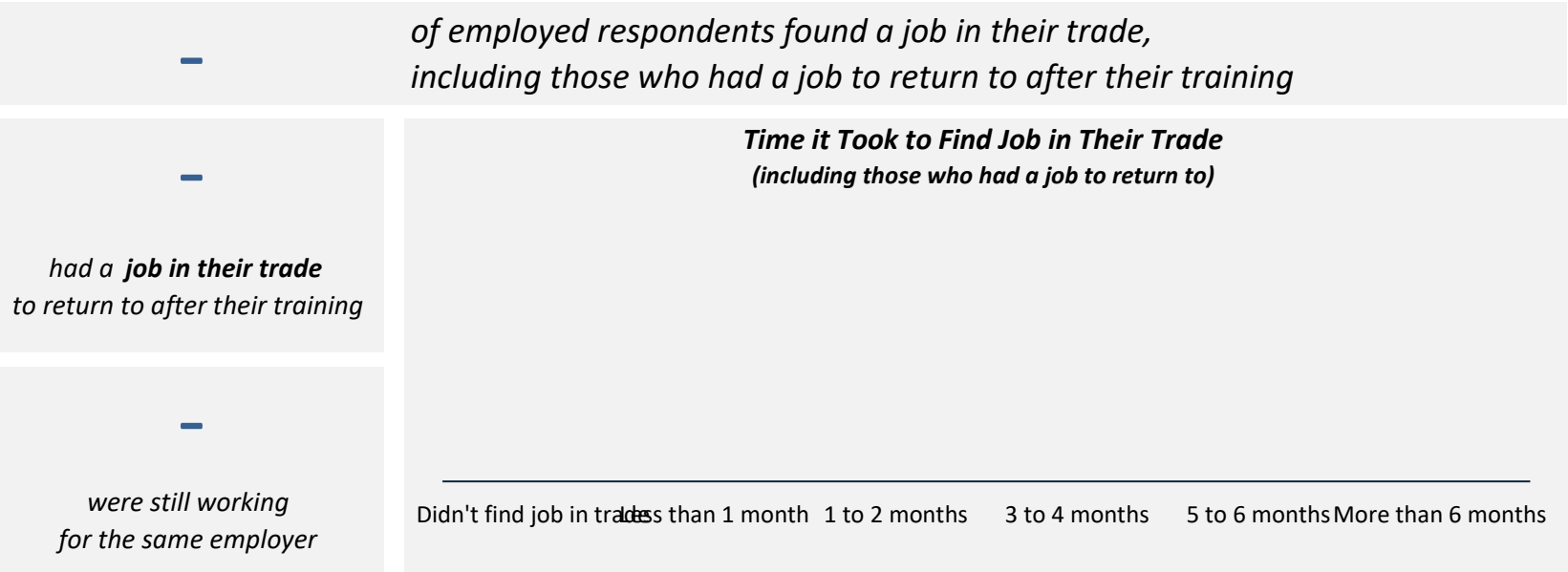
In-School Experiences



Workplace Experiences



Employment After Leaving School



Summary of Survey Results: 2020-2024

Trades Training Type:
Trades foundation, Trades-related vocational programs

Applied filters:
CPC: VCC: Esthetics & Spa Therapy;

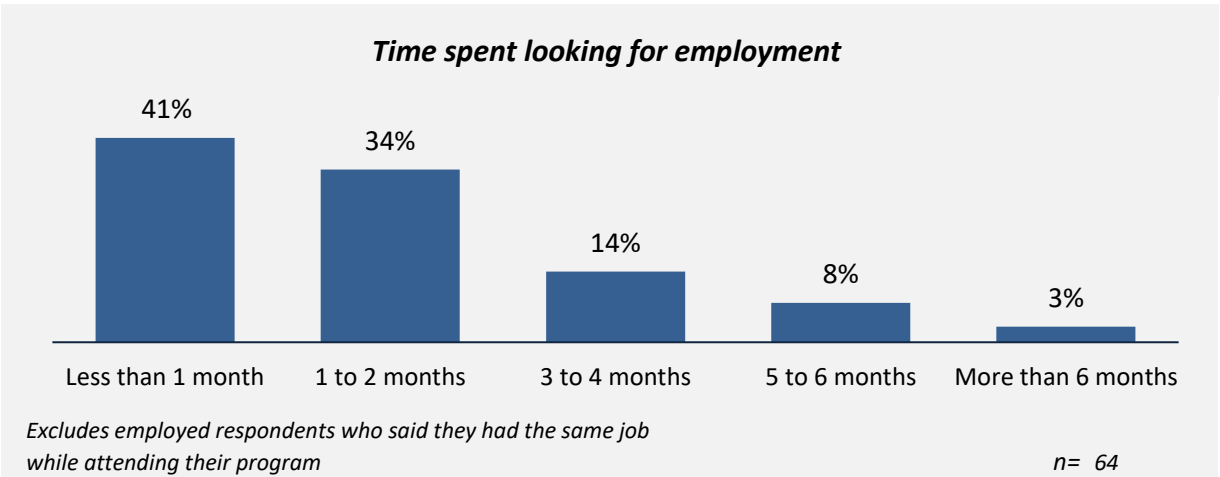
Cohort	518
Respondents	193
Response Rate	37%

Trades foundation & Trades-related vocational programs

Employment After Leaving School

45%
had the same job
before or while they were
attending school

84%
said their education was
useful in getting their job

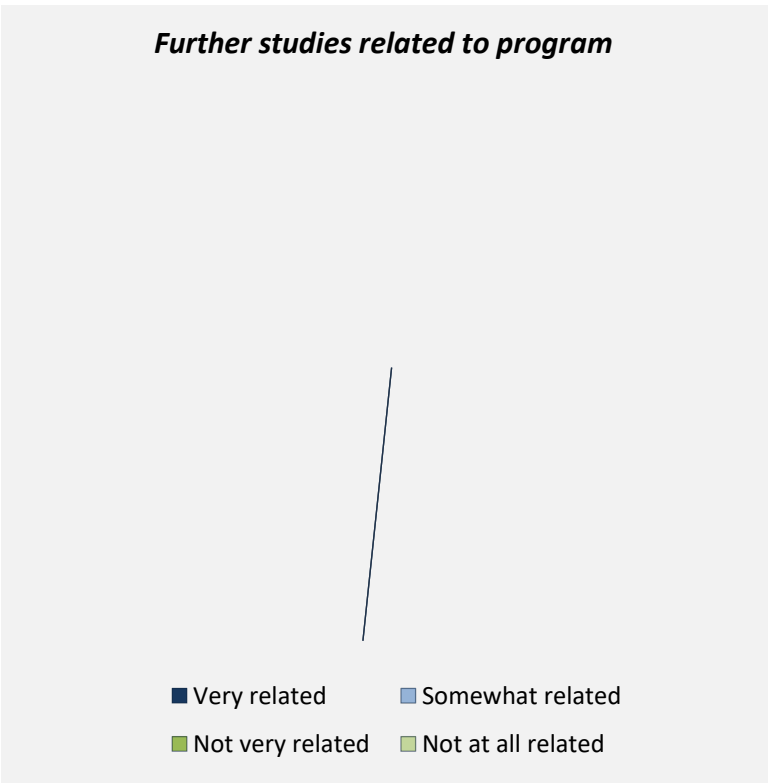


Other Education
Trades-related vocational respondents only, results are shown for the education they took before and after their program.
*Not asked in 2024

took further studies after
completing their program
n = -

of those who had taken further
studies said their program
prepared them well

of respondents
were currently studying
n = -



Of those who took further studies
at a different institution:

expected transfer credit*
n = -

Of those who expected
transfer credit:

received transfer credit*

were very satisfied or satisfied
with their transfer experience*

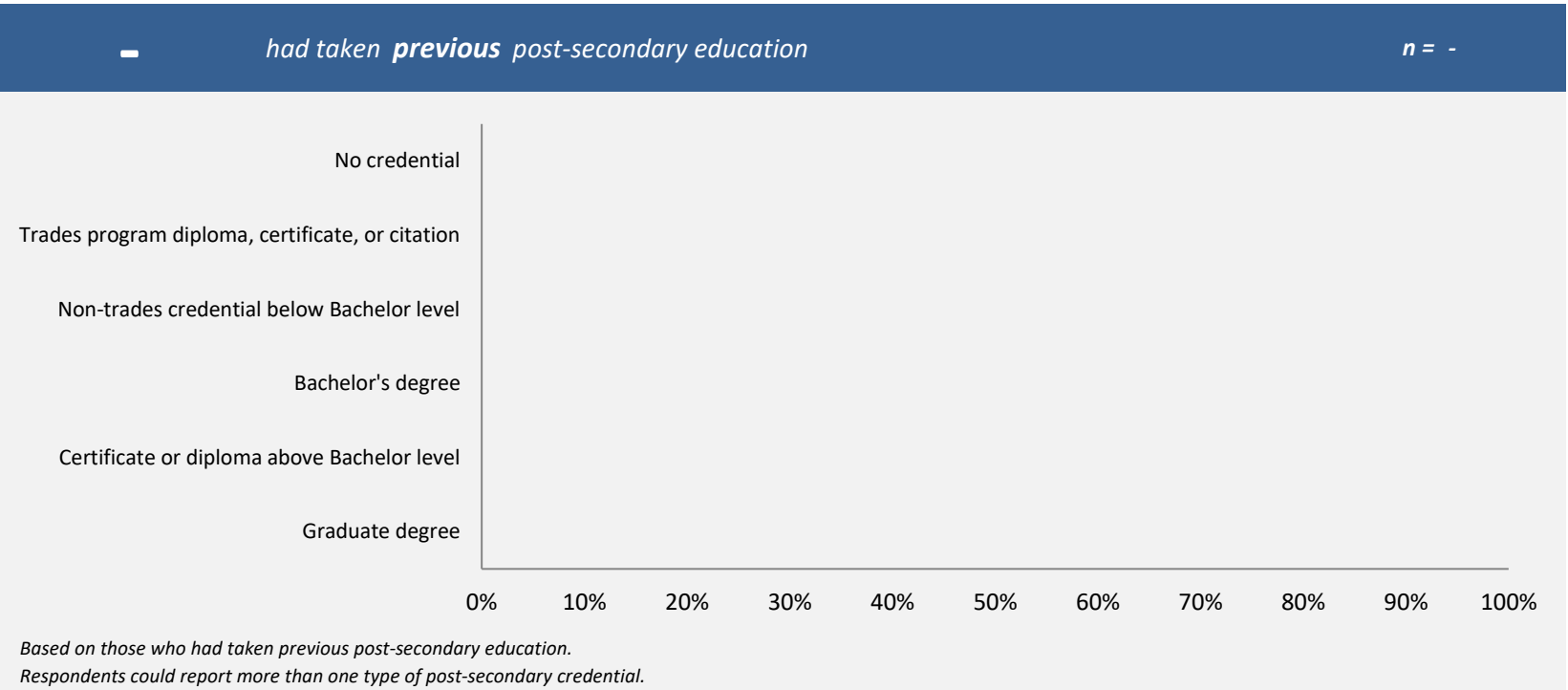
Summary of Survey Results: 2020-2024

Trades Training Type:
Trades foundation, Trades-related vocational programs

Applied filters:

CPC: VCC: Esthetics & Spa Therapy;

Cohort	518
Respondents	193
Response Rate	37%



Transition to Apprenticeship

The following results are for Trades foundation respondents only.

n = 182

64%

of Trades foundation respondents tried to get employment as an apprentice after they left their program

82%

of those who tried to get employment as an apprentice were successful

