

Summary of Survey Results: 2020-2024

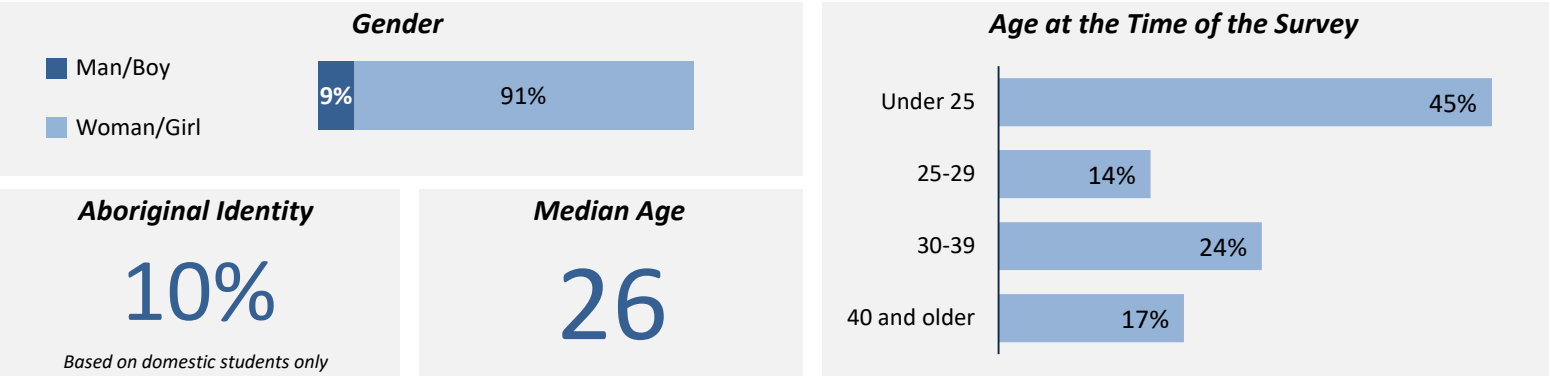
Trades Training Type:
Progressive apprenticeship, Traditional apprenticeship, Trades foundation, and Trades-related vocational programs

Applied filters:
CPC: VCC: Hairstylist;

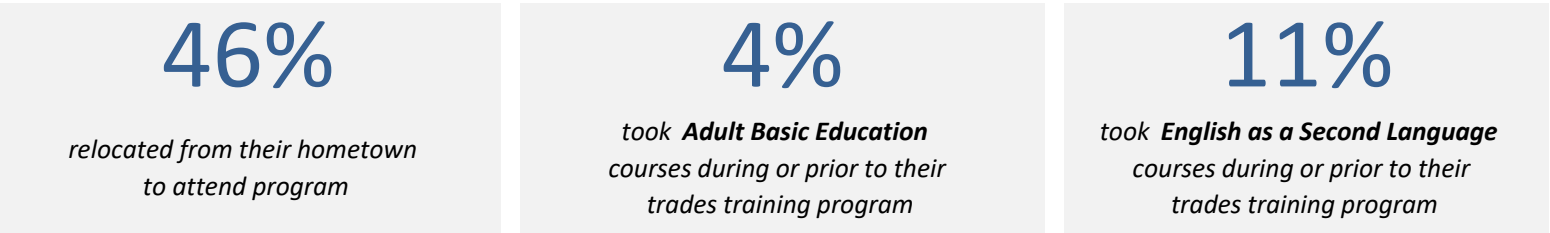
Cohort	773
Respondents	295
Response Rate	38%

Description of Survey Respondents


Demographics



About the Respondents



Region respondents were living in at the time of the survey



Trades Training Type:
Progressive apprenticeship, Traditional apprenticeship, Trades foundation, and Trades-related vocational programs

Applied filters:
CPC: VCC: Hairstylist;

Cohort773

Respondents295

Response Rate38%

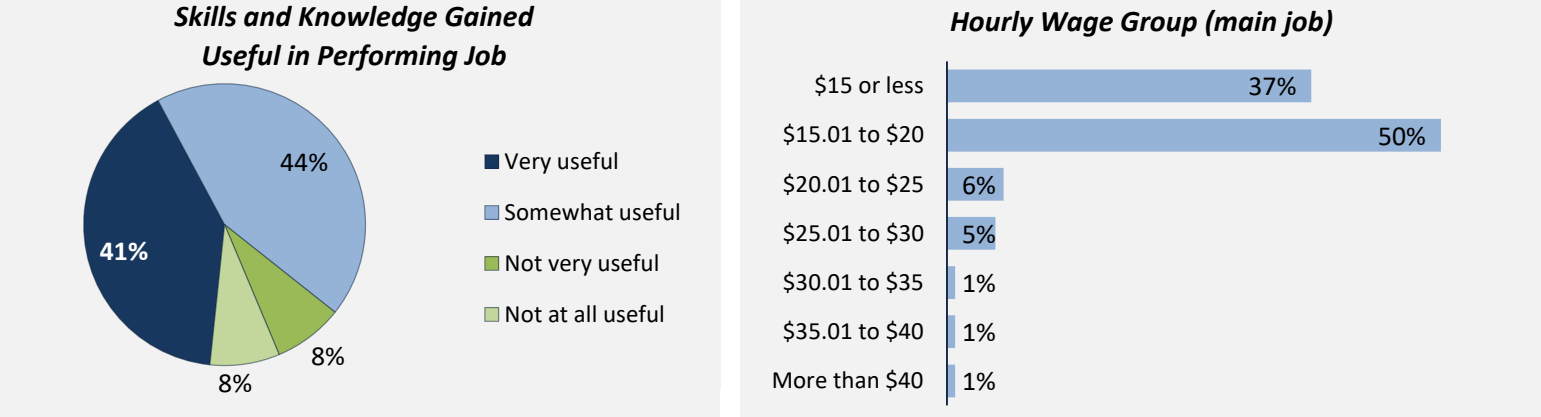
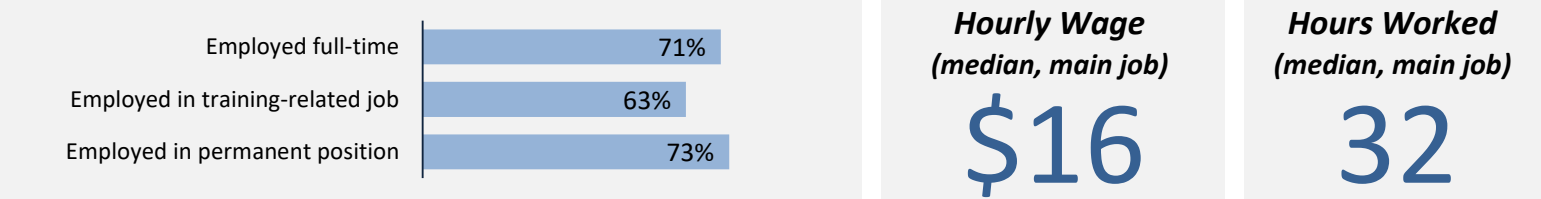
Employment Outcomes



The "Employment rate" is the number employed as a percentage of all respondents.
The "Unemployment rate" is the number of unemployed as a percentage of respondents in the labour force.

Of those employed:

n = 208



Top Occupations (5-digit NOC)	% of those employed	
	# employed	
63210: Hairstylists and barbers	82	39%
63211: Estheticians, electrologists and related occupations	21	10%
XXXXX: Unclassified occupations	19	9%
64100: Retail salespersons and visual merchandisers	15	7%
62020: Food service supervisors	6	3%
63200: Cooks	6	3%
65100: Cashiers	5	2%
60030: Restaurant and food service managers	5	2%
65201: Food counter attendants, kitchen helpers and related support occupations	4	2%
60040: Managers in customer and personal services	4	2%
Total of top occupations		167
Total employed		208

Summary of Survey Results: 2020-2024

Trades Training Type:

Progressive apprenticeship, Traditional apprenticeship, Trades foundation, and Trades-related vocational programs

Applied filters:

CPC: VCC: Hairstylist;

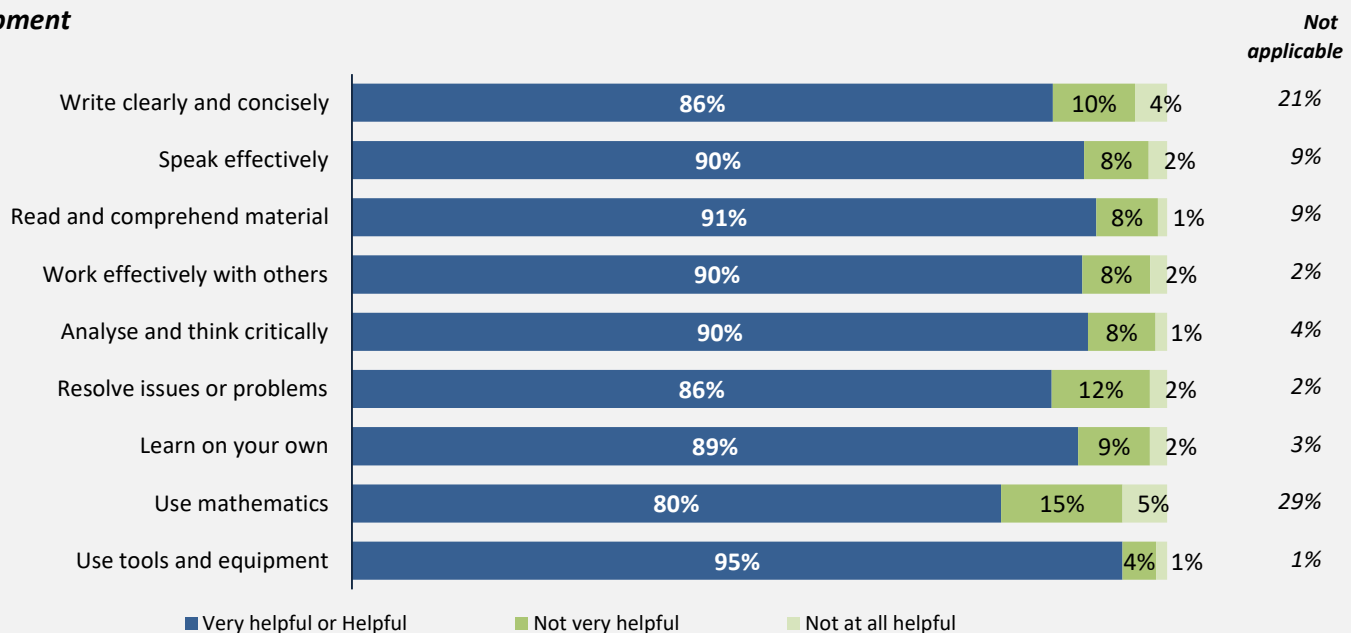
Cohort 773
Respondents 295
Response Rate 38%

Skill Development and Post-Secondary Experience

87%

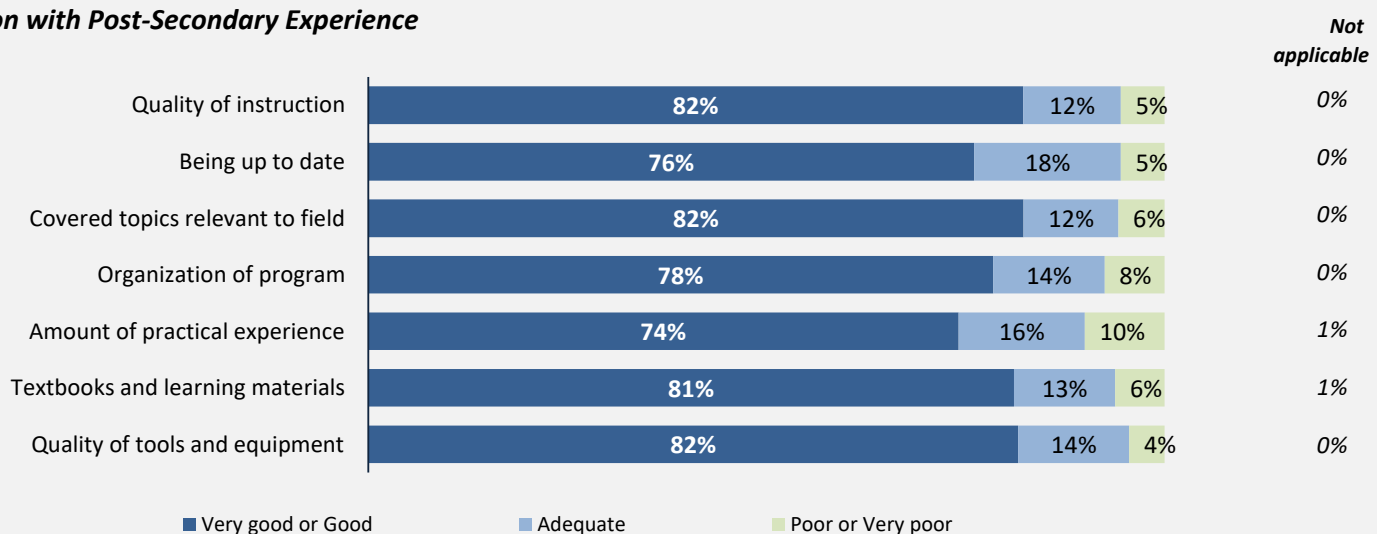
said they were very satisfied or satisfied with the education they received.

Skill Development



Percentages are based on those who gave a valid rating, excluding those who said not applicable.

Satisfaction with Post-Secondary Experience



Percentages are based on those who gave a valid rating, excluding those who said not applicable.

Summary of Survey Results: 2020-2024

Trades Training Type:
Trades foundation, Trades-related vocational programs

Applied filters:

CPC: VCC: Hairstylist;

Cohort	773
Respondents	295
Response Rate	38%

Trades foundation & Trades-related vocational programs

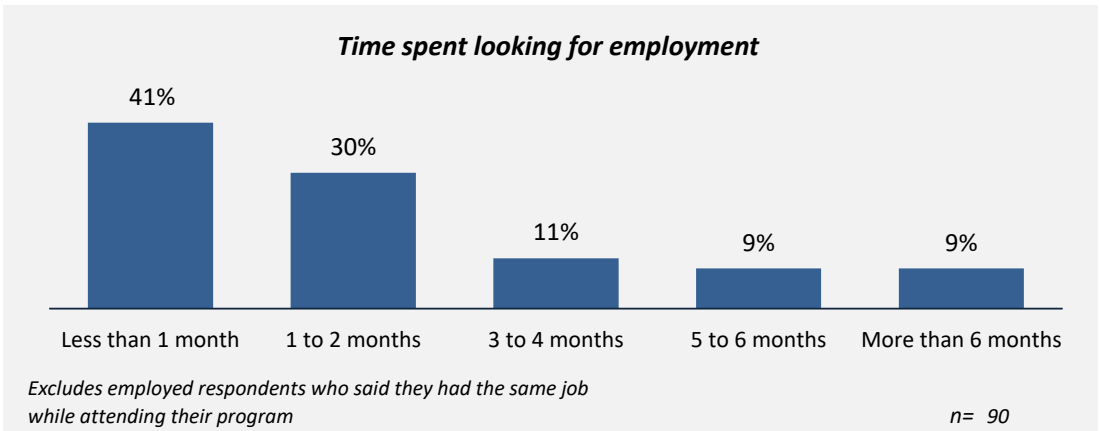
Employment After Leaving School

50%

had the same job before or while they were attending school

79%

said their education was useful in getting their job



Other Education

Trades-related vocational respondents only, results are shown for the education they took before and after their program.

*Not asked in 2024

—

took further studies after completing their program

n = -

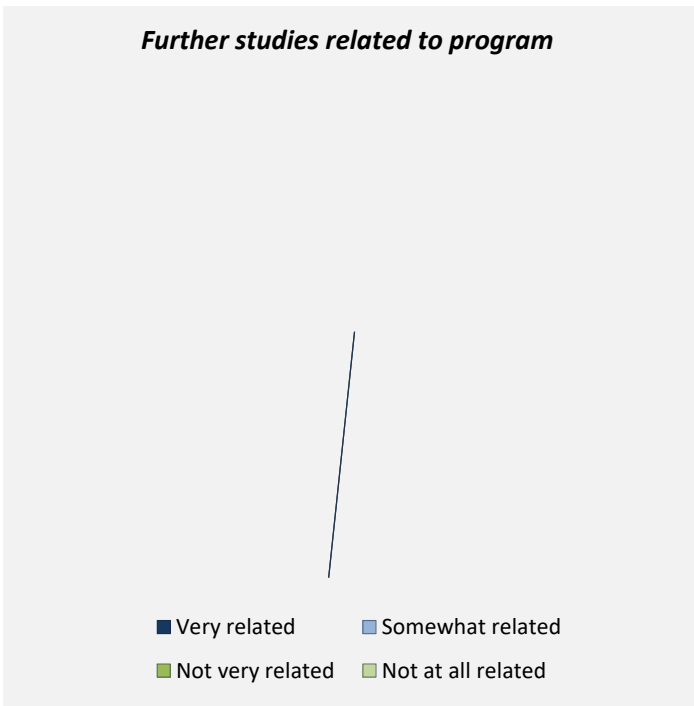
—

of those who had taken further studies said their program prepared them well

—

of respondents were currently studying

n = -



Of those who took further studies at a different institution:

—

expected transfer credit*

n = -

Of those who expected transfer credit:

—

received transfer credit*

—

were very satisfied or satisfied with their transfer experience *

Summary of Survey Results: 2020-2024

Trades Training Type:
Trades foundation, Trades-related vocational programs

Applied filters:

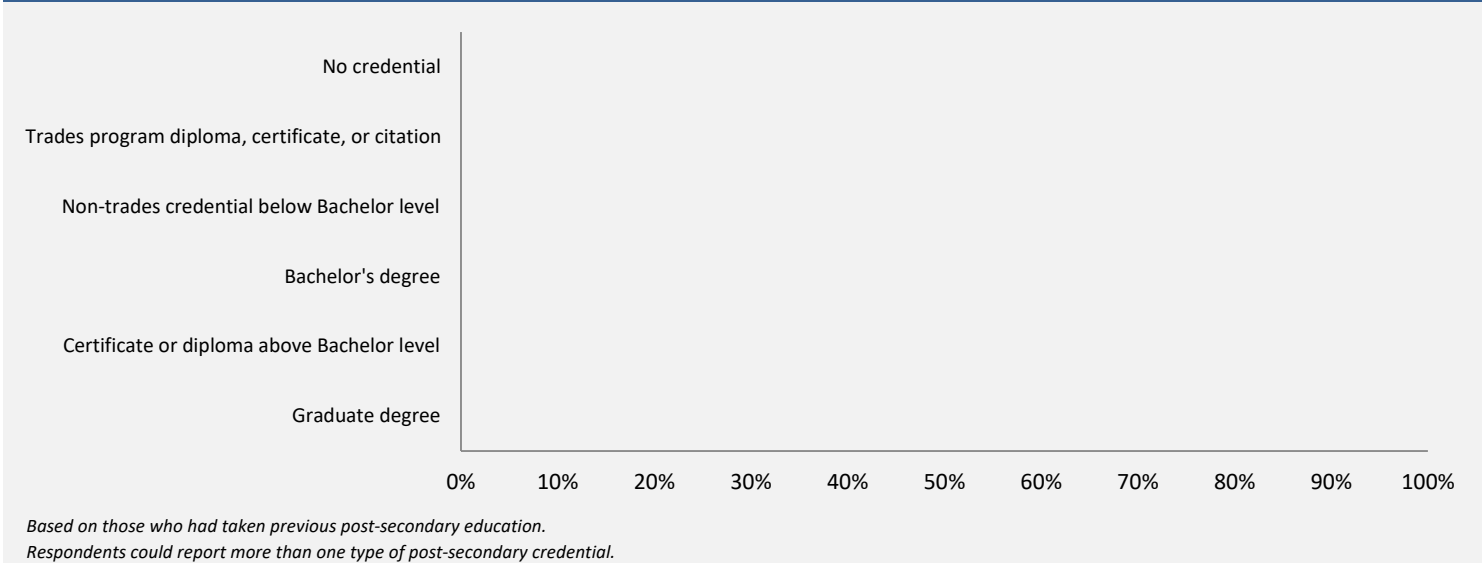
CPC: VCC: Hairstylist;

Cohort	773
Respondents	295
Response Rate	38%

—

had taken **previous** post-secondary education

n = -



Transition to Apprenticeship

The following results are for Trades foundation respondents only.

n = 276

67%

of Trades foundation respondents tried to get employment as an apprentice after they left their program

76%

of those who tried to get employment as an apprentice were successful

