

Summary of Survey Results: 2020-2024

Trades Training Type:
Progressive apprenticeship, Traditional apprenticeship, Trades foundation, and Trades-related vocational programs

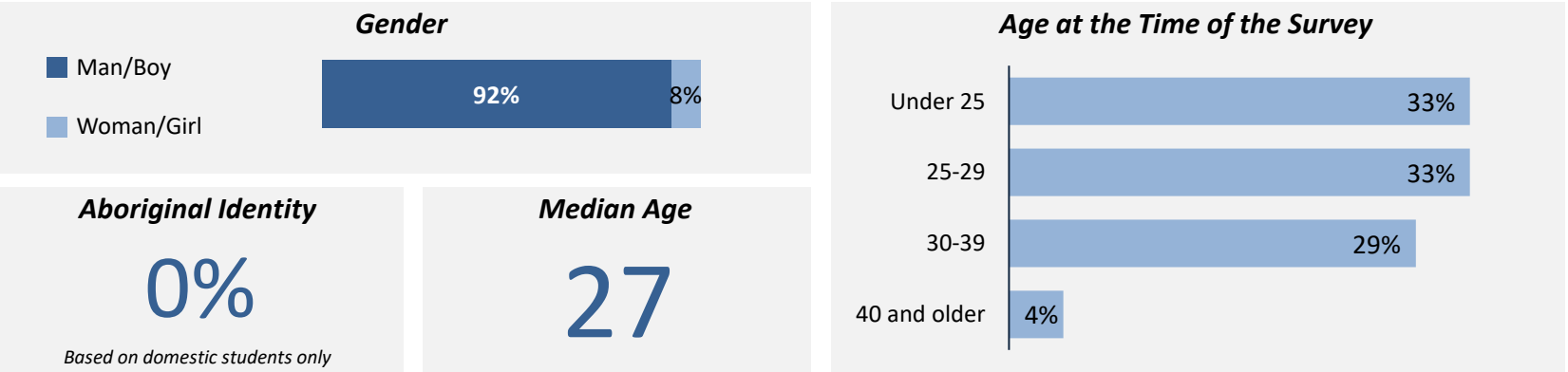
Applied filters:

CPC: VCC: Heavy Duty Equipment Technician Apprentice;

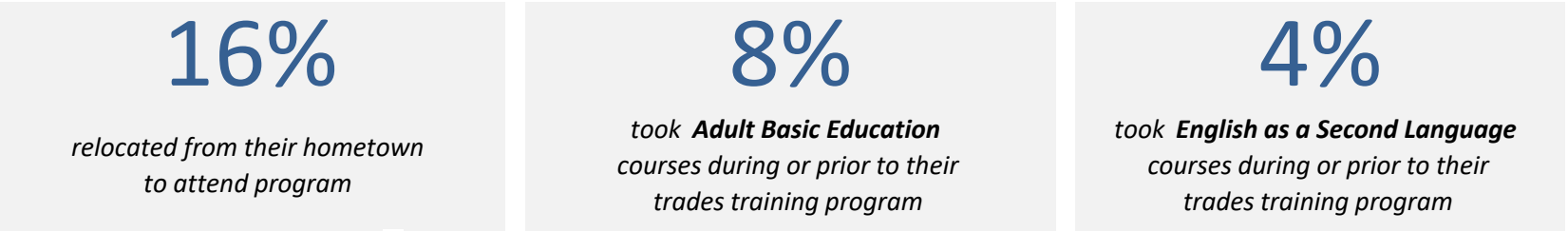
Cohort	119
Respondents	51
Response Rate	43%

Description of Survey Respondents


Demographics



About the Respondents



Region respondents were living in at the time of the survey



Summary of Survey Results: 2020-2024

Trades Training Type:
Progressive apprenticeship, Traditional apprenticeship, Trades foundation, and Trades-related vocational programs

Applied filters:

CPC: VCC: Heavy Duty Equipment Technician Apprentice;

Cohort	119
Respondents	51
Response Rate	43%

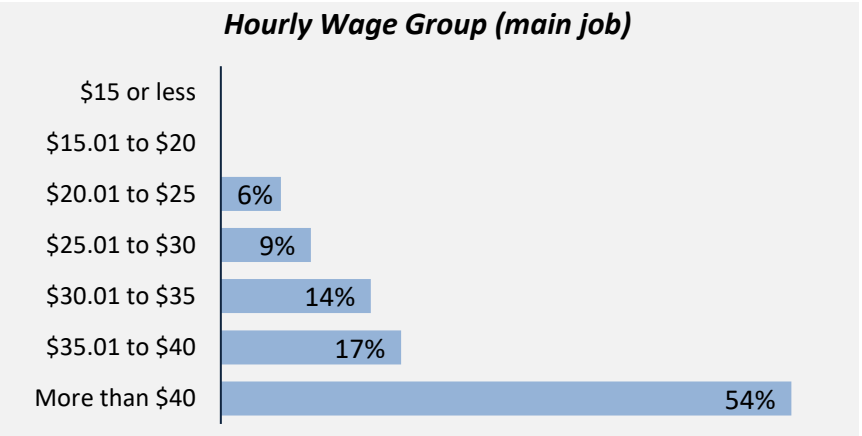
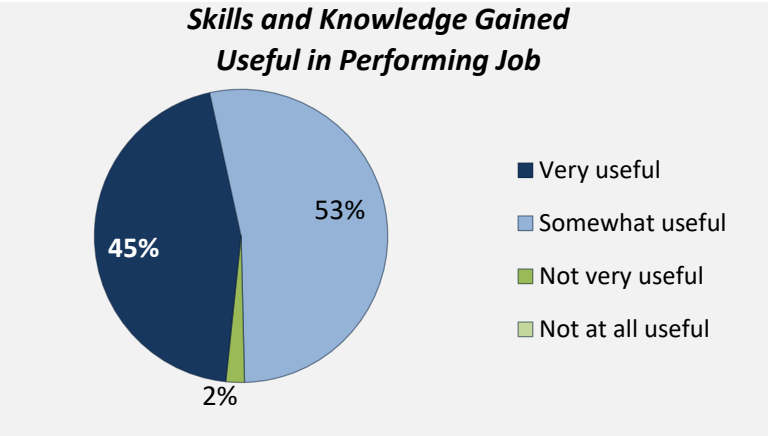
Employment Outcomes

In the labour force	Employment rate	Unemployment rate
98%	98%	0.0%

The "Employment rate" is the number employed as a percentage of all respondents.
The "Unemployment rate" is the number of unemployed as a percentage of respondents in the labour force.

Of those employed: n = 49

Employed full-time	98%	Hourly Wage (median, main job)	Hours Worked (median, main job)
Employed in training-related job	98%	\$41	40
Employed in permanent position	98%		



Top Occupations (5-digit NOC)	# employed	% of those employed
72401: Heavy-duty equipment mechanics	34	69%
72410: Automotive service technicians, truck and bus mechanics and mechanical repairers	7	14%
75100: Longshore workers	3	6%
XXXXX: Unclassified occupations	2	4%
72423: Motorcycle, all-terrain vehicle and other related mechanics	1	2%
72500: Crane operators	1	2%
94204: Mechanical assemblers and inspectors	1	2%
Total of top occupations	49	100%
Total employed	49	

Summary of Survey Results: 2020-2024

Trades Training Type:

Progressive apprenticeship, Traditional apprenticeship,
Trades foundation, and Trades-related vocational programs

Applied filters:

CPC: VCC: Heavy Duty Equipment Technician Apprentice;

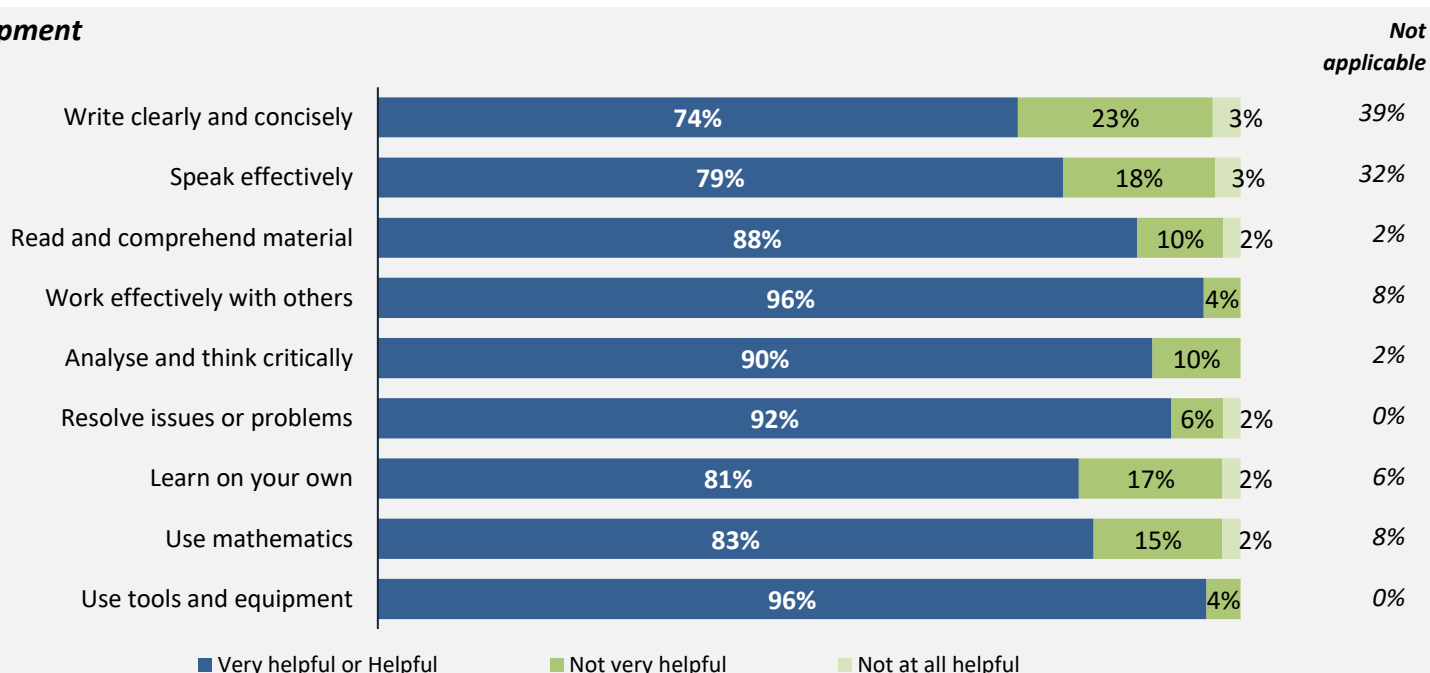
Cohort 119
Respondents 51
Response Rate 43%

Skill Development and Post-Secondary Experience

88%

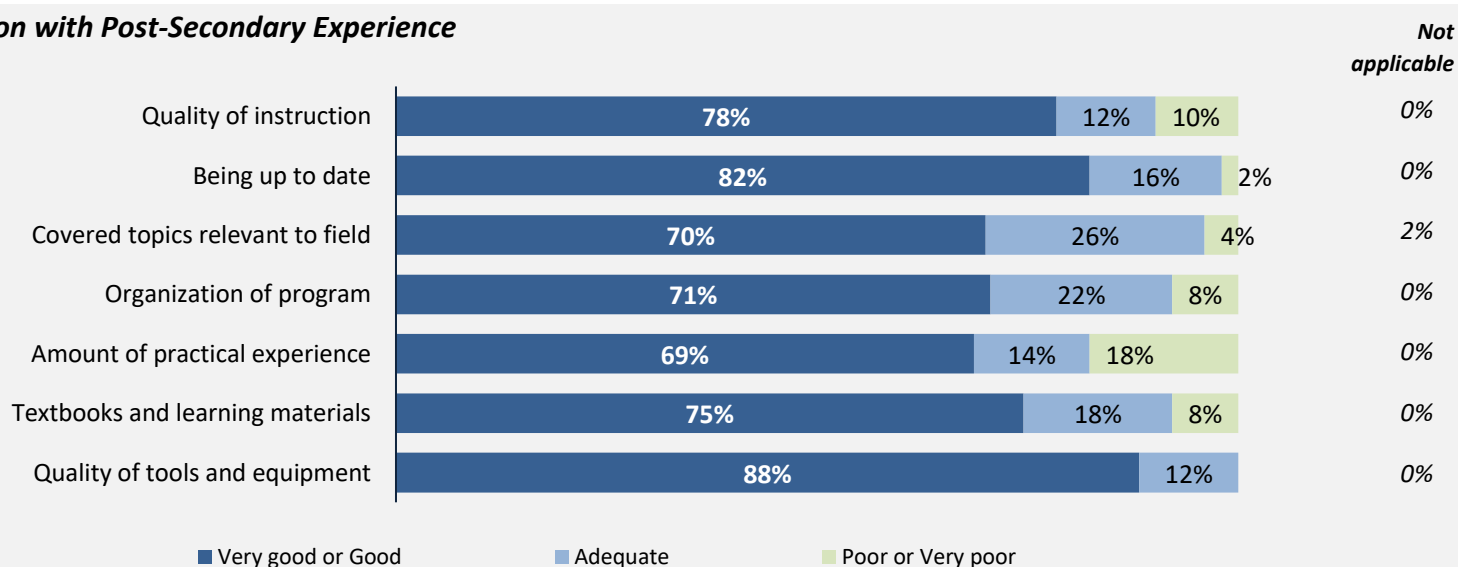
said they were very satisfied or satisfied with the education they received.

Skill Development



Percentages are based on those who gave a valid rating, excluding those who said not applicable.

Satisfaction with Post-Secondary Experience



Percentages are based on those who gave a valid rating, excluding those who said not applicable.

Summary of Survey Results: 2020-2024

Trades Training Type:
Progressive apprenticeship, Traditional apprenticeship

Applied filters:

CPC: VCC: Heavy Duty Equipment Technician Apprentice;

Cohort	119
Respondents	51
Response Rate	43%

Apprenticeship programs

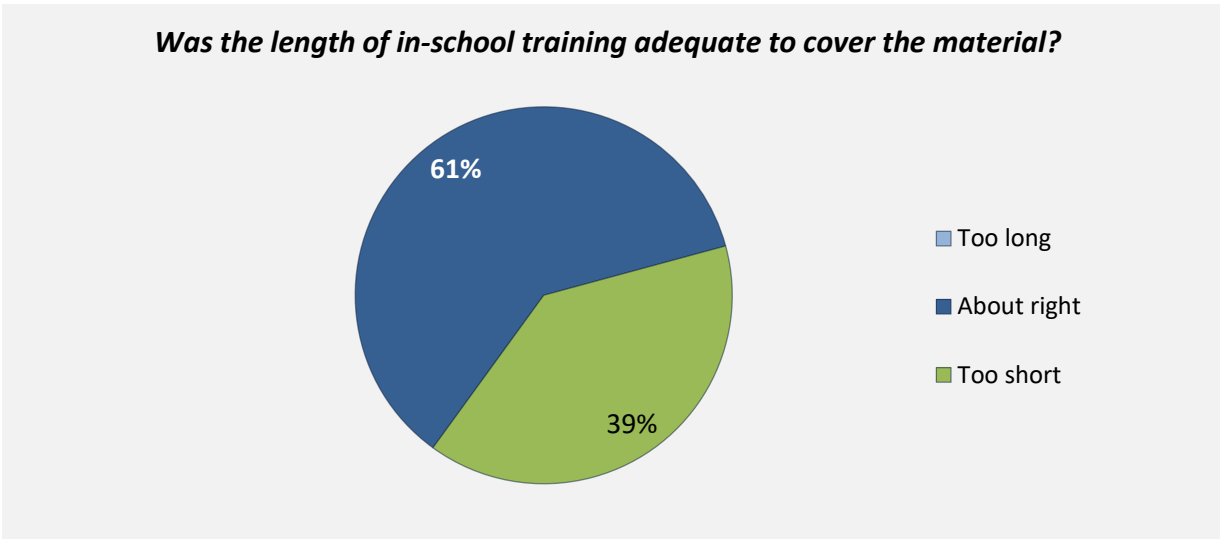
In-School Experiences

78%

obtained their
Certificate of Qualification

81%

said the knowledge and skills
gained in their program were useful
in preparing to write the Certificate
of Qualification or Red Seal
certification exams



Workplace Experiences

90%

said they were very satisfied or satisfied with
their workplace training

84%

said their workplace training was
related to their in-school training

96%

were employed as an apprentice
during their program

Employment After Leaving School

98%

of employed respondents found a job in their trade,
including those who had a job to return to after their training

90%

had a job in their trade
to return to after their training

73%

were still working
for the same employer

