

Applied filters:

CPC: VCC: Hospitality Management;

Cohort	746
Respondents	314
Response Rate	42%

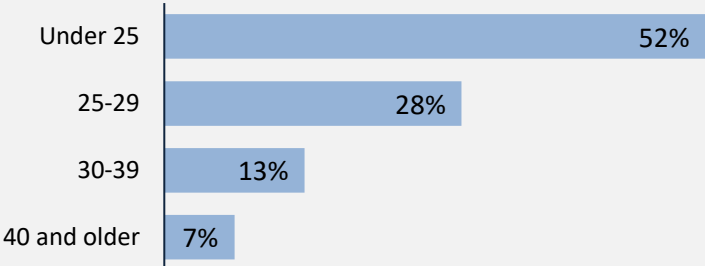
Description of Survey Respondents

Demographics

Gender



Age at the Time of the Survey



Indigenous Identity

2%

Based on domestic students only.

Median Age

24

Further Education

16%

took further studies after graduating from their program

n = 48

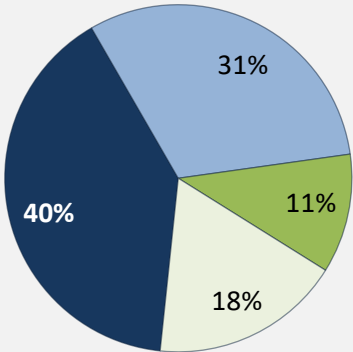
83%

of those who had taken further studies said their program prepared them well

12%

of respondents were currently studying

Further Studies Related to Program



Very related
Somewhat related
Not very related
Not at all related

Of those who took further studies at a different institution:

50%

expected transfer credit
n = 8

Of those who expected transfer credit:

88%

Received transfer credit

75%

were very satisfied or satisfied with their transfer experience

Past Education

40%

of respondents had taken previous post-secondary education

n = 122

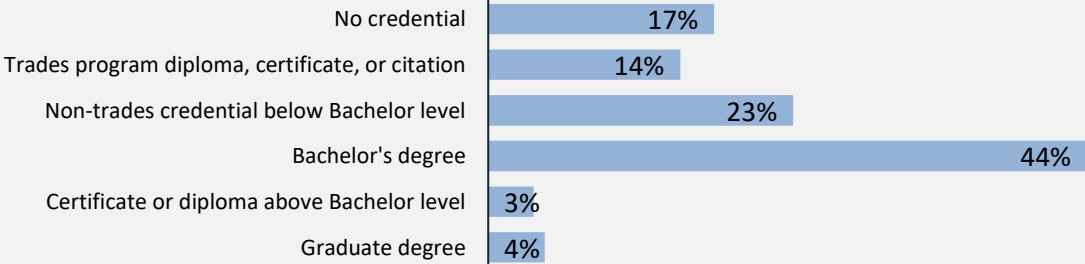
Respondents were asked if they took ABE or ESL courses during or prior to their studies

Adult Basic Education

2%

English as a Second Language

13%



Credentials are based on those who had taken previous post-secondary education.
Respondents could report more than one type of post-secondary credential.

Applied filters:
CPC: VCC: Hospitality Management;

Cohort

746

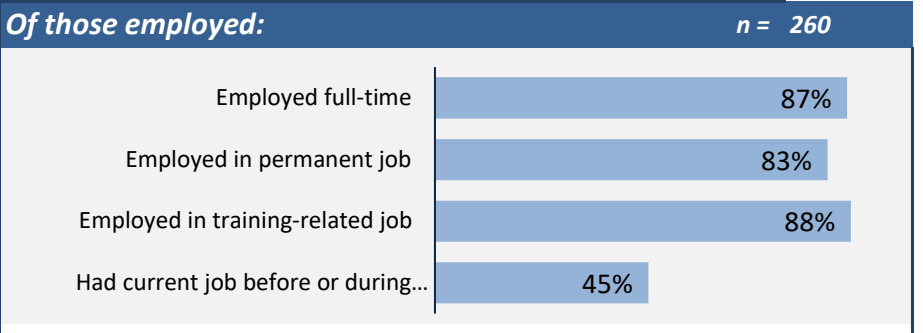
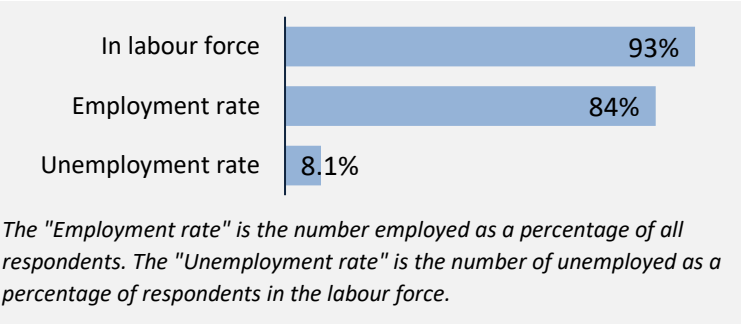
Respondents

314

Response Rate

42%

Employment Outcomes

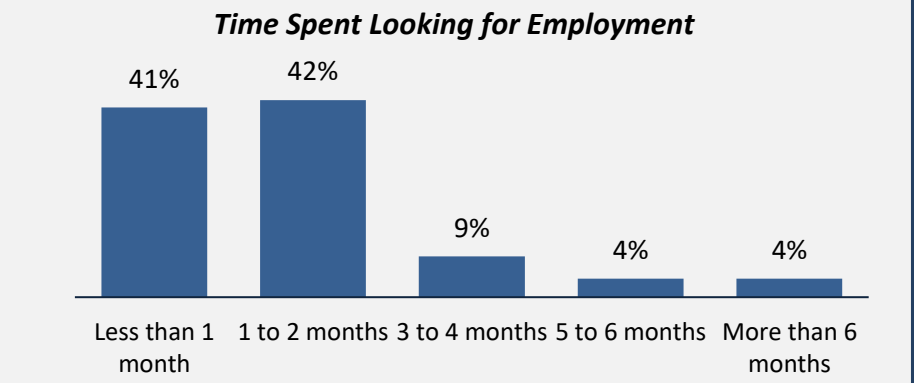
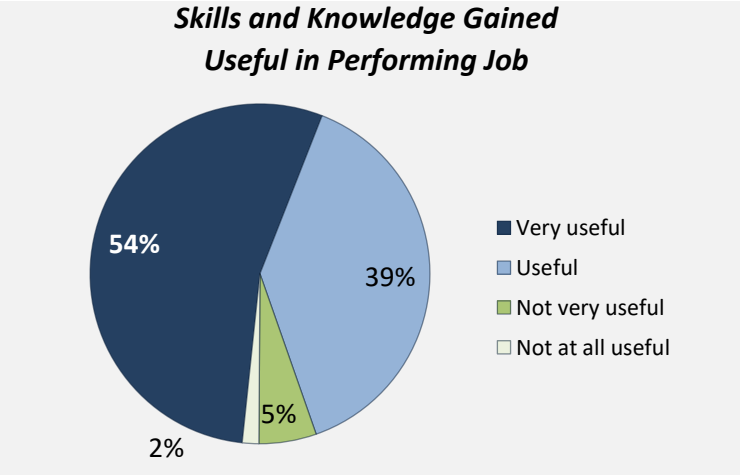
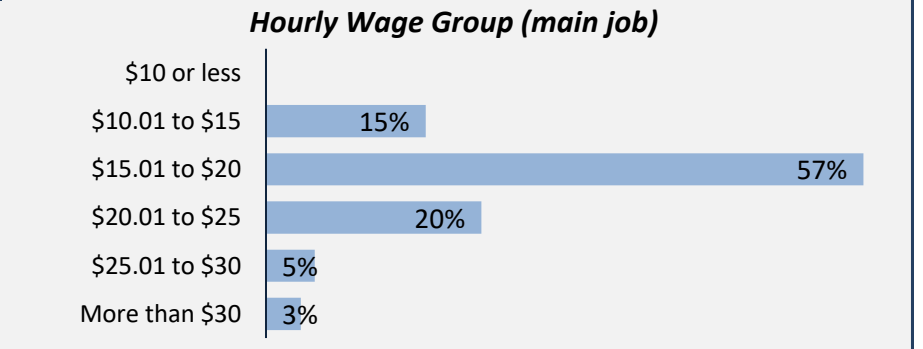


Weekly Hours Worked
(median, main job)

40

Hourly Wage
(median, main job)

\$18



Top Occupations (5-digit NOC)		
	# Employed	% of those employed
XXXXX: Unclassified occupations	34	13%
62020: Food service supervisors	29	11%
65200: Food and beverage servers	23	9%
64314: Hotel front desk clerks	21	8%
63200: Cooks	20	8%
60030: Restaurant and food service managers	19	7%
65201: Food counter attendants, kitchen helpers and related support occupations	12	5%
64100: Retail salespersons and visual merchandisers	7	3%
13110: Administrative assistants	6	2%
60031: Accommodation service managers	6	2%
Total of top occupations		177
Total employed		260

Applied filters:

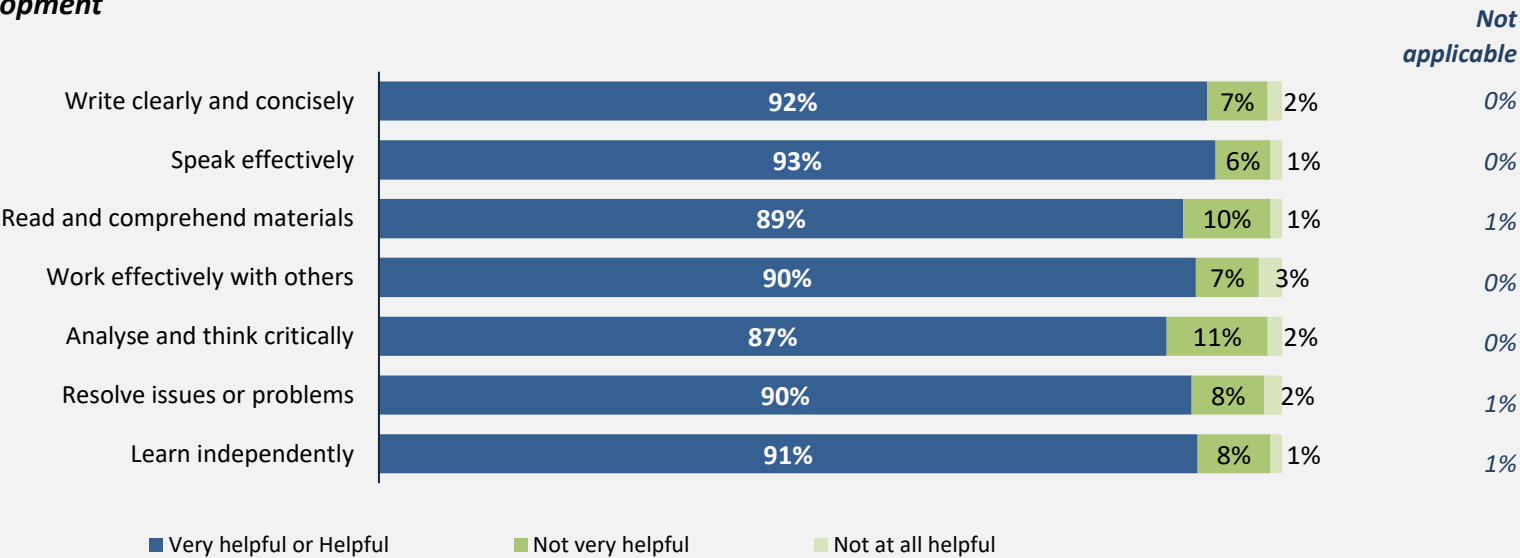
CPC: VCC: Hospitality Management;

Cohort	746
Respondents	314
Response Rate	42%

Skill Development and Post-Secondary Experience

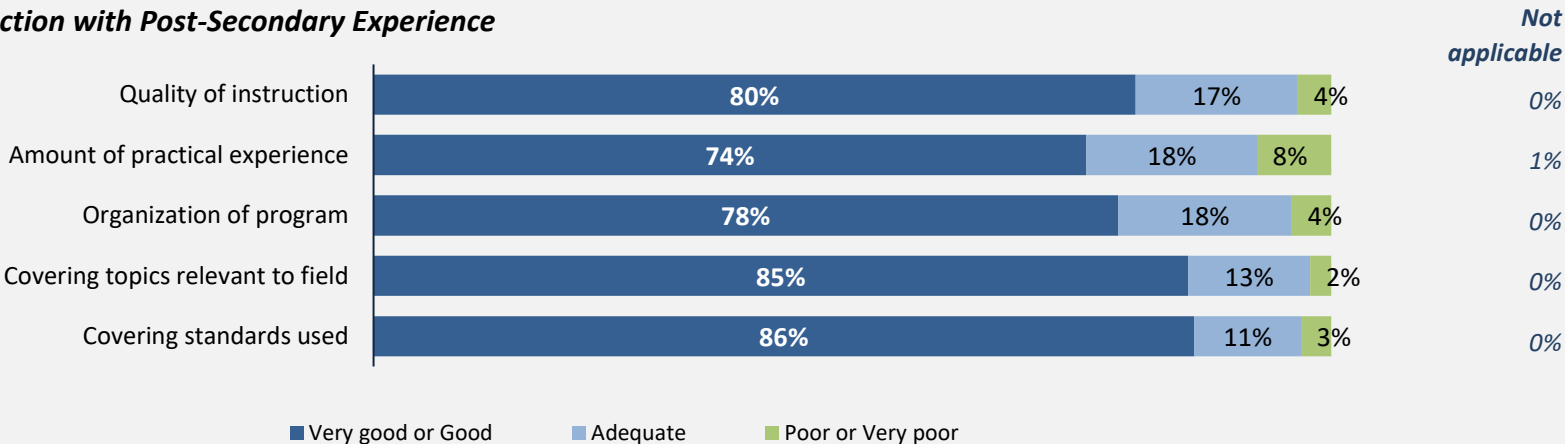
93% said they were very satisfied or satisfied with the education they received.

Skill Development



Percentages are based on those who gave a valid rating, excluding those who said Not applicable.

Satisfaction with Post-Secondary Experience



Percentages are based on those who gave a valid rating, excluding those who said Not applicable.