

Baccalaureate Graduates Survey (BGS) 2-Year Out Survey

Summary of Survey Results: 2020 to 2024

Applied Filters

CPC: VCC: HOSD;

Cohort	101
Respondents	33
Response Rate	33%

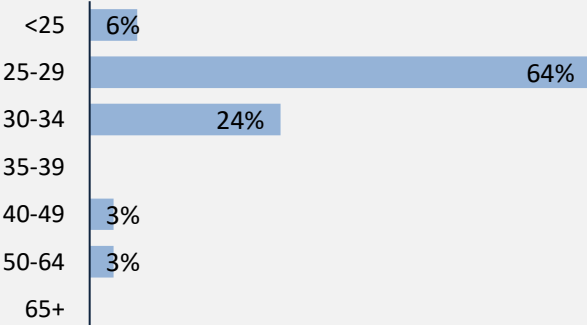
Description of Survey Respondents

Demographics

Gender



Age at the Time of the Survey



Indigenous Identity

-

Based on domestic students only.

Median Age

27

Further Education

19%

took further studies after  
graduating from their program

13%

of respondents were studying at  
the time of the survey

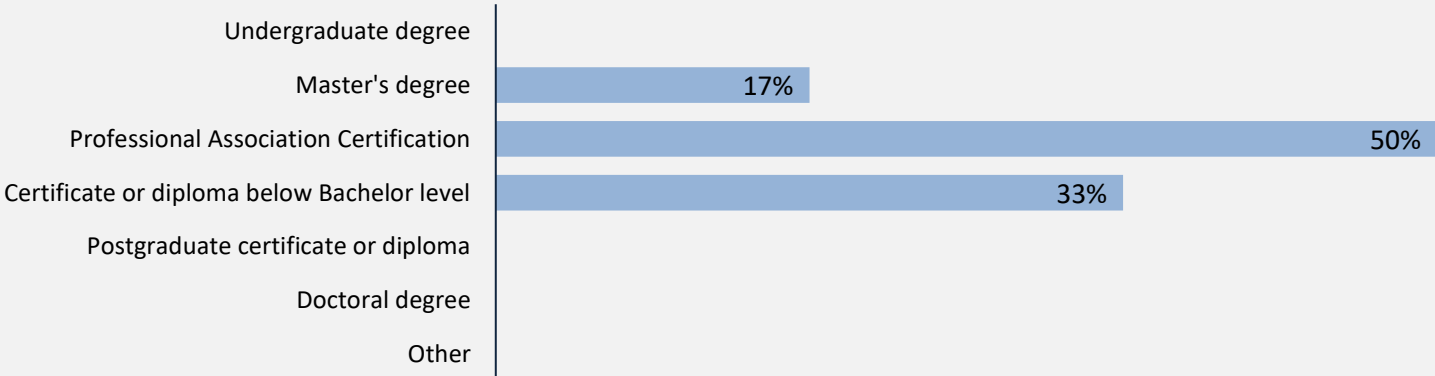
Of those studying at the time of the survey:

n = 4

50%

were studying  
full-time

Type of further education



Baccalaureate Graduates Survey (BGS) 2-Year Out Survey

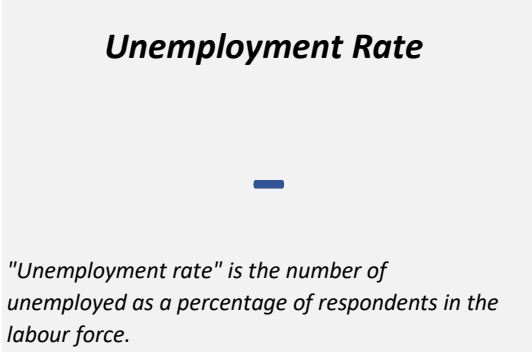
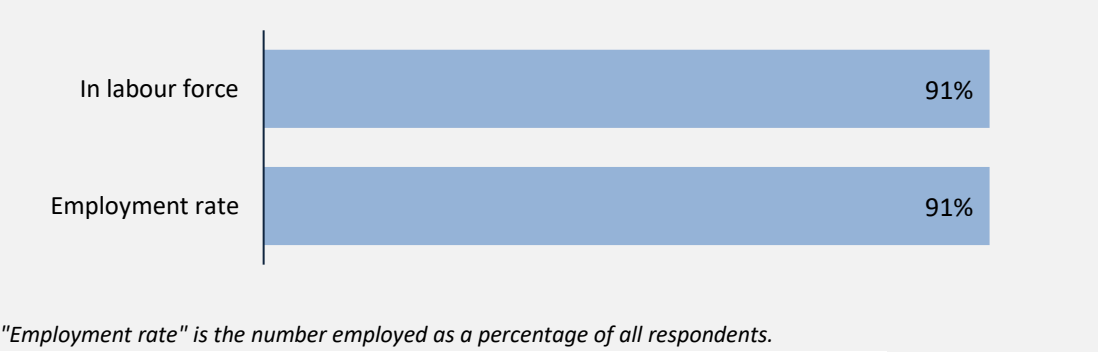
Summary of Survey Results: 2020 to 2024

Applied Filters

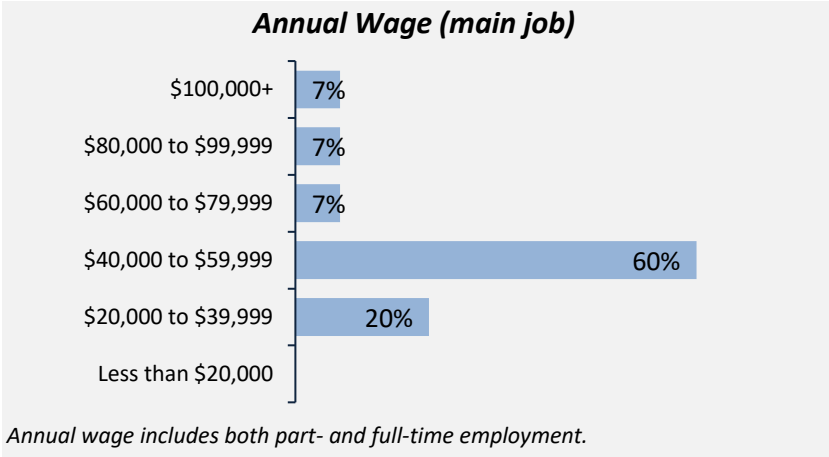
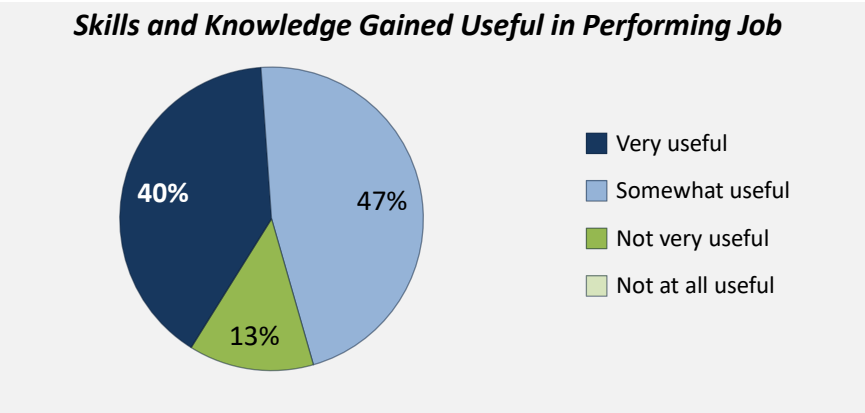

CPC: VCC: HOSD;

Cohort	101
Respondents	33
Response Rate	33%

Employment Outcomes



Of those employed: n = 30



Top Occupations (5-digit NOC)

	# employed	% of those employed
64314: Hotel front desk clerks	4	13%
XXXXX: Unclassified occupations	4	13%
60031: Accommodation service managers	3	10%
13110: Administrative assistants	2	7%
14200: Accounting and related clerks	2	7%
65200: Food and beverage servers	2	7%
62022: Accommodation, travel, tourism and related services supervisors	2	7%
64100: Retail salespersons and visual merchandisers	1	3%
64301: Bartenders	1	3%
62020: Food service supervisors	1	3%
Total of top occupations	22	73%
Total employed	30	

Baccalaureate Graduates Survey (BGS) 2-Year Out Survey

Summary of Survey Results: 2020 to 2024

Applied Filters

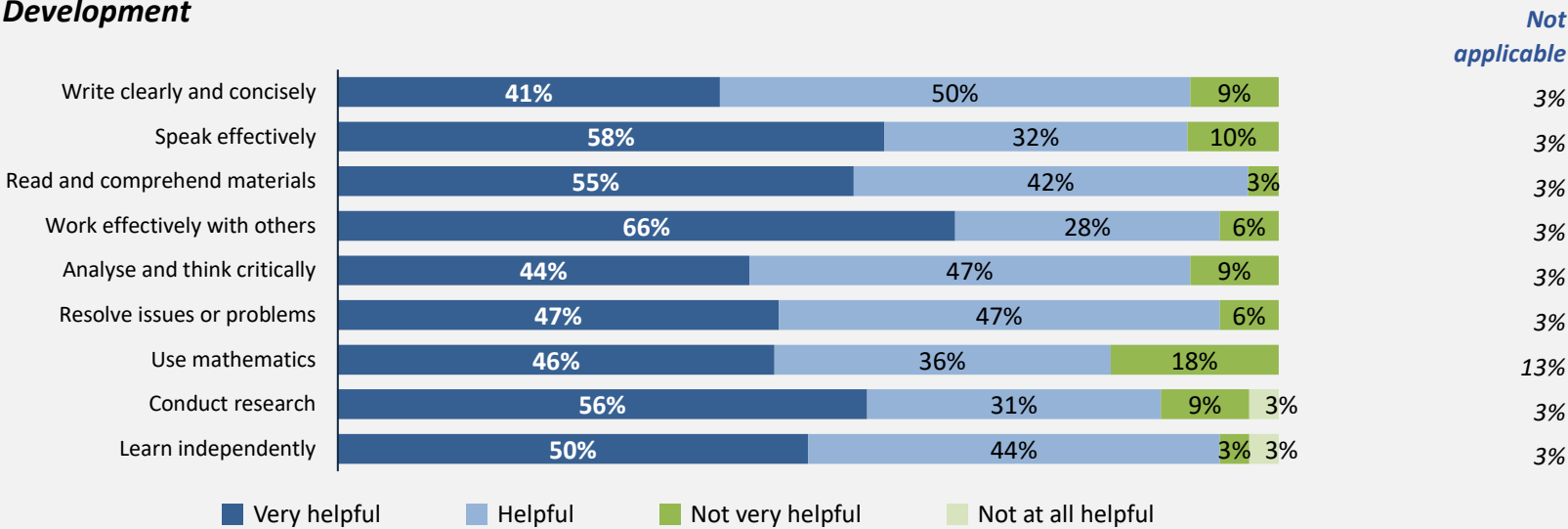
CPC: VCC: HOSD;

Cohort	101
Respondents	33
Response Rate	33%

Skill Development and Post-Secondary Experience

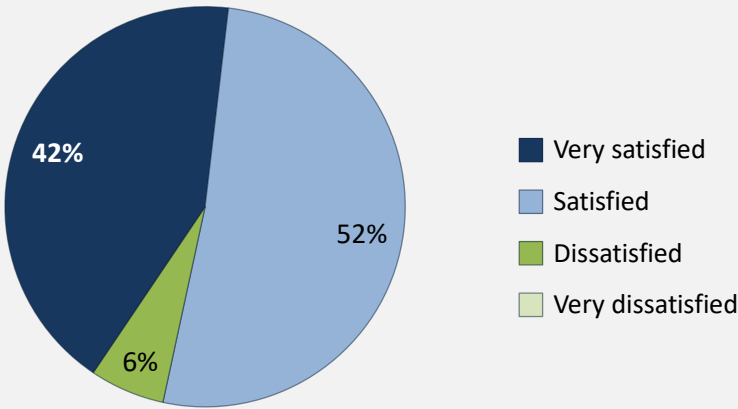
75% of respondents said they would choose the same program again

Skill Development



Percentages are based on those who gave a valid rating, excluding those who said "Not applicable".

Satisfaction with Education



Quality of Instruction

