

Applied filters:


CPC: VCC: Jewellery Art & Design;

Cohort	62
Respondents	35
Response Rate	56%

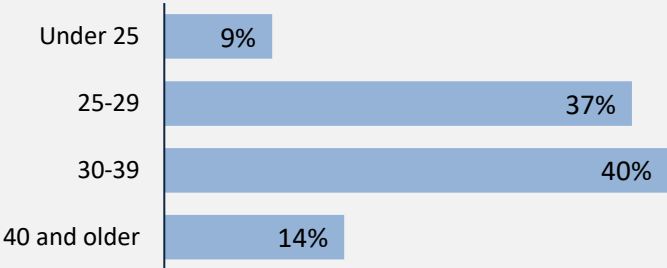
Description of Survey Respondents

Demographics

Gender



Age at the Time of the Survey



Indigenous Identity

12%

Based on domestic students only.

Median Age

30

Further Education

34%

took further studies after graduating from their program

n = 12

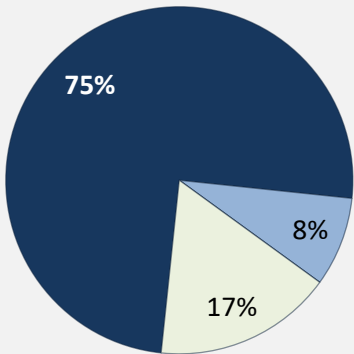
100%

of those who had taken further studies said their program prepared them well

26%

of respondents were currently studying

Further Studies Related to Program



Very related
Somewhat related
Not very related
Not at all related

Of those who took further studies at a different institution:

43%

expected transfer credit

n = 3

Of those who expected transfer credit:

50%

Received transfer credit

67%

were very satisfied or satisfied with their transfer experience

Past Education

82%

of respondents had taken previous post-secondary education

n = 28

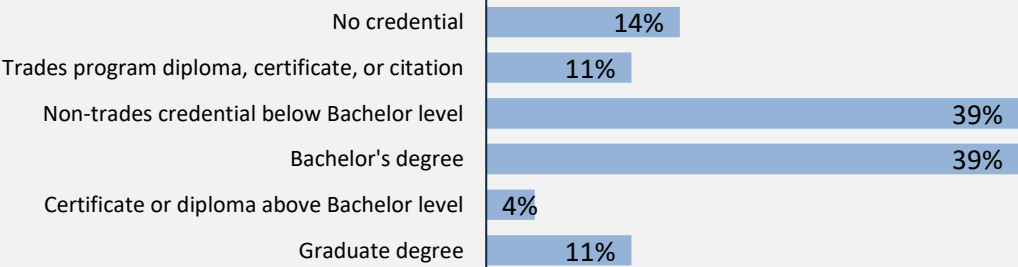
Respondents were asked if they took ABE or ESL courses during or prior to their studies

Adult Basic Education

0%

English as a Second Language

9%



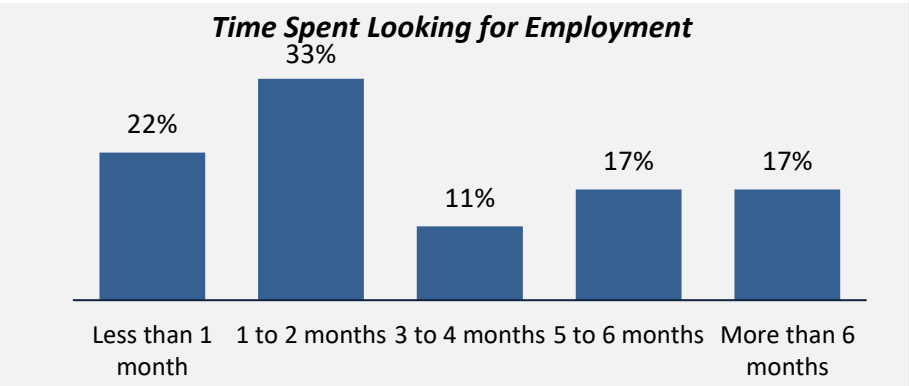
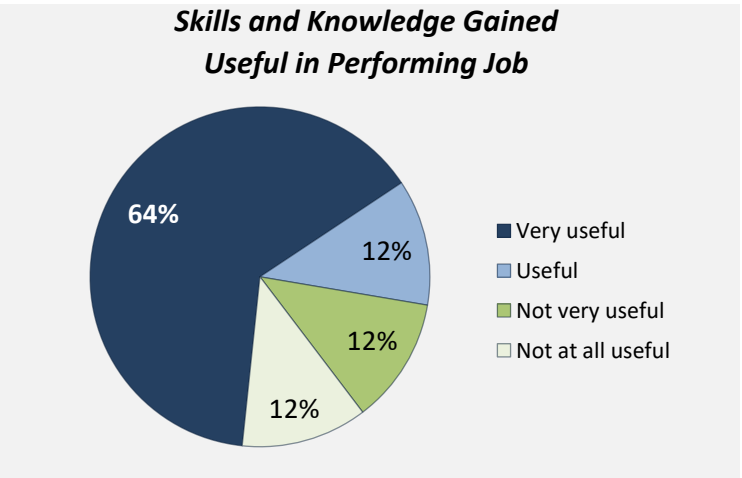
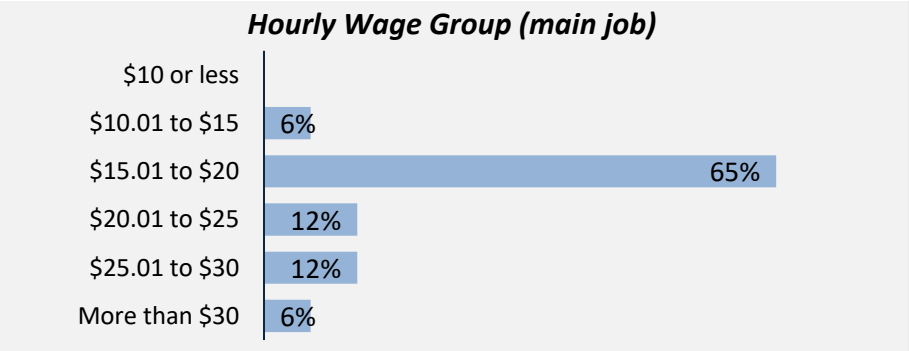
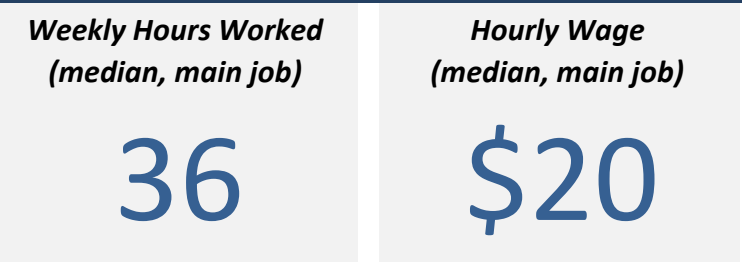
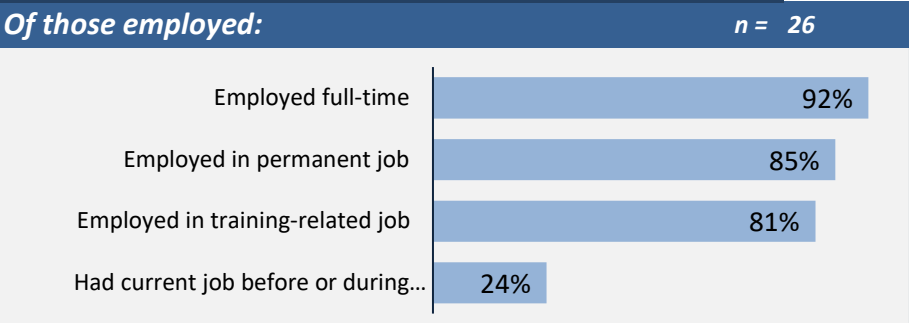
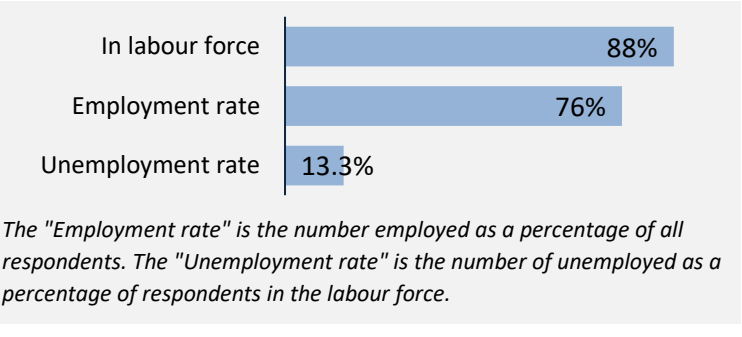
Credentials are based on those who had taken previous post-secondary education. Respondents could report more than one type of post-secondary credential.

Applied filters:

CPC: VCC: Jewellery Art & Design;

Cohort	62
Respondents	35
Response Rate	56%

Employment Outcomes



Top Occupations (5-digit NOC)

	# Employed	% of those employed
62202: Jewellers, jewellery and watch repairers and related occupations	11	42%
53124: Artisans and craftspersons	5	19%
64100: Retail salespersons and visual merchandisers	3	12%
64410: Security guards and related security service occupations	1	4%
14101: Receptionists	1	4%
74101: Letter carriers	1	4%
31204: Kinesiologists and other professional occupations in therapy and assessment	1	4%
XXXXX: Unclassified occupations	1	4%
10022: Advertising, marketing and public relations managers	1	4%
60020: Retail and wholesale trade managers	1	4%
Total of top occupations	26	100%
Total employed	26	

Applied filters:

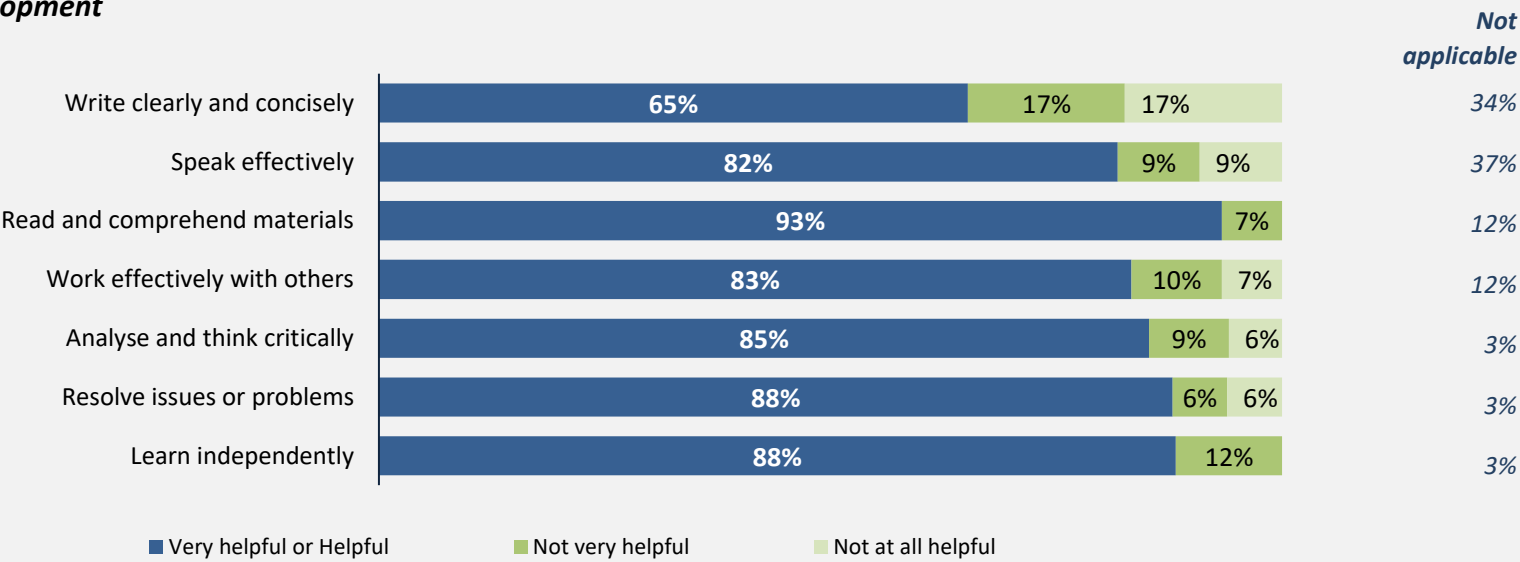
CPC: VCC: Jewellery Art & Design;

Cohort	62
Respondents	35
Response Rate	56%

Skill Development and Post-Secondary Experience

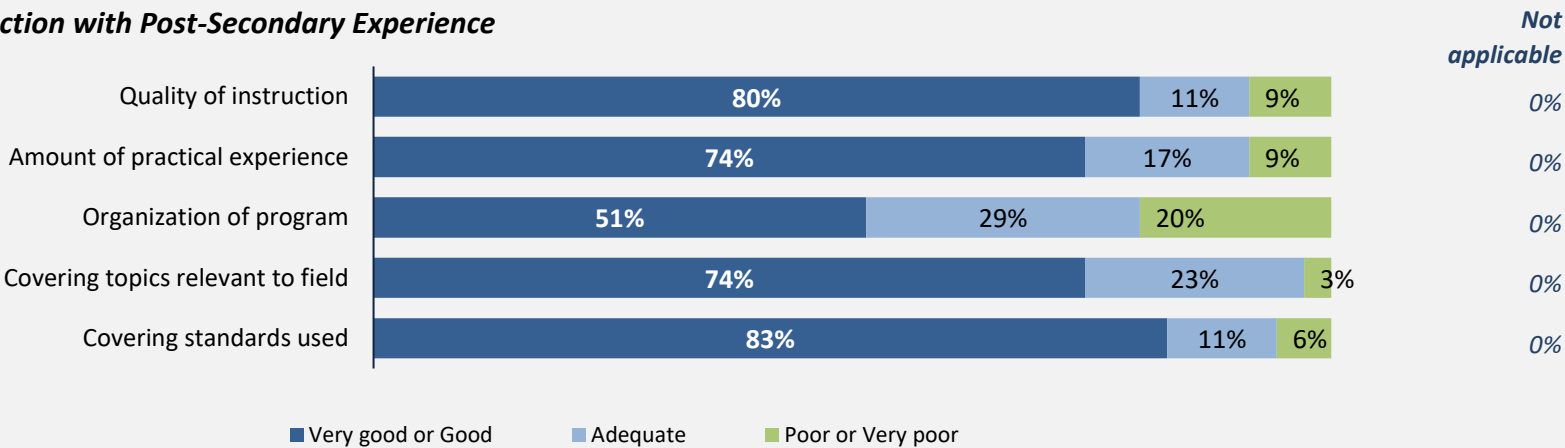
89% said they were very satisfied or satisfied with the education they received.

Skill Development



Percentages are based on those who gave a valid rating, excluding those who said Not applicable.

Satisfaction with Post-Secondary Experience



Percentages are based on those who gave a valid rating, excluding those who said Not applicable.