

Applied filters:

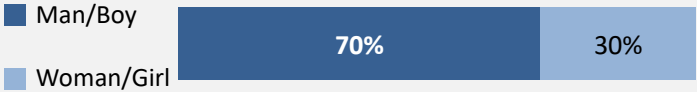
CPC: VCC: Management Skills for Supervisors;

Cohort	15
Respondents	10
Response Rate	67%

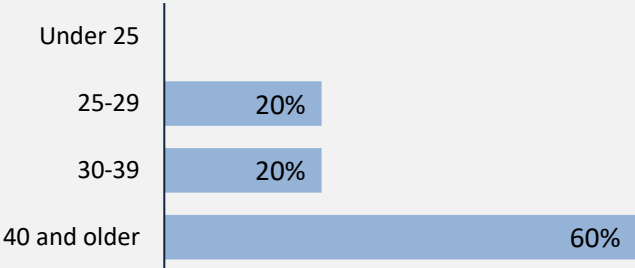
Description of Survey Respondents

Demographics

Gender



Age at the Time of the Survey



Indigenous Identity

-

Based on domestic students only.

Median Age

46

Further Education

60%

took further studies after graduating from their program
n = 6

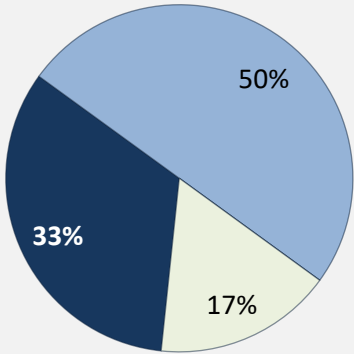
80%

of those who had taken further studies said their program prepared them well

30%

of respondents were currently studying

Further Studies Related to Program



Very related
Somewhat related
Not very related
Not at all related

Of those who took further studies at a different institution:

33%

expected transfer credit
n = 1

Of those who expected transfer credit:

0%

Received transfer credit

0%

were very satisfied or satisfied with their transfer experience

Past Education

80%

of respondents had taken previous post-secondary education

n = 8

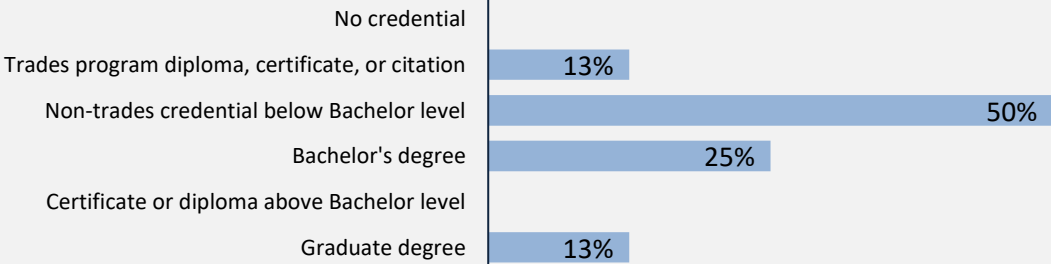
Respondents were asked if they took ABE or ESL courses during or prior to their studies

Adult Basic Education

10%

English as a Second Language

10%



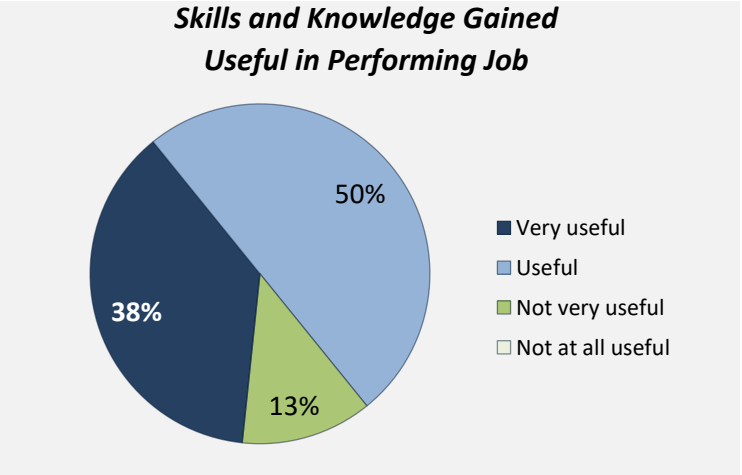
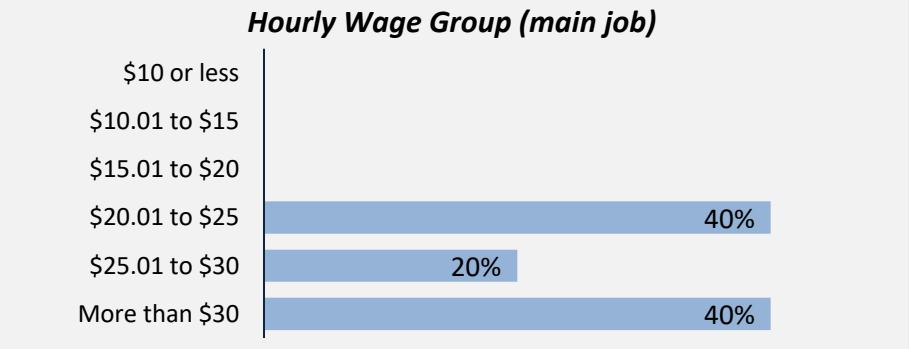
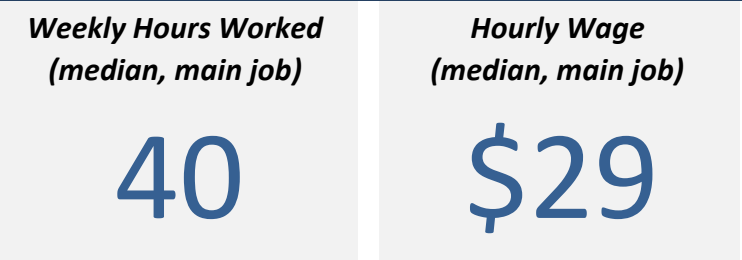
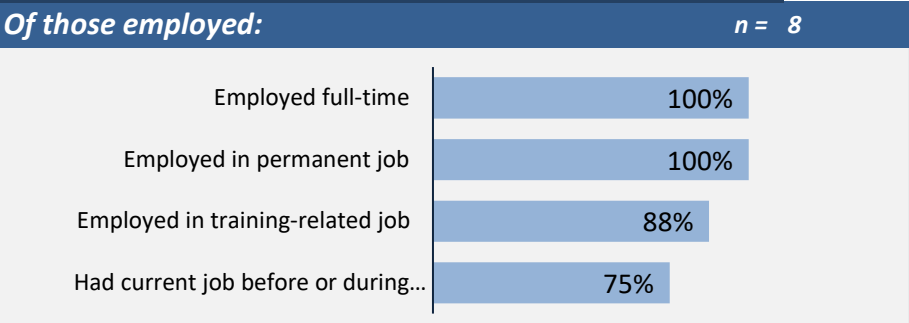
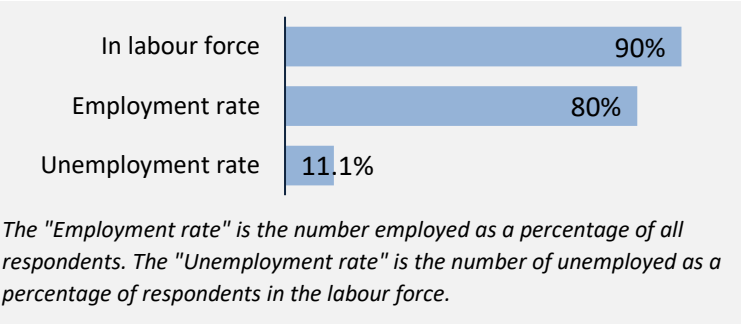
Credentials are based on those who had taken previous post-secondary education. Respondents could report more than one type of post-secondary credential.

Applied filters:

CPC: VCC: Management Skills for Supervisors;

Cohort	15
Respondents	10
Response Rate	67%

Employment Outcomes



Top Occupations (5-digit NOC)

	# Employed	% of those employed
XXXXX: Unclassified occupations	1	13%
70012: Facility operation and maintenance managers	1	13%
62024: Cleaning supervisors	1	13%
12010: Supervisors, general office and administrative support workers	1	13%
72021: Contractors and supervisors, heavy equipment operator crews	1	13%
13100: Administrative officers	1	13%
11201: Professional occupations in business management consulting	1	13%
13201: Production and transportation logistics coordinators	1	13%
Total of top occupations	8	100%
Total employed	8	

Applied filters:

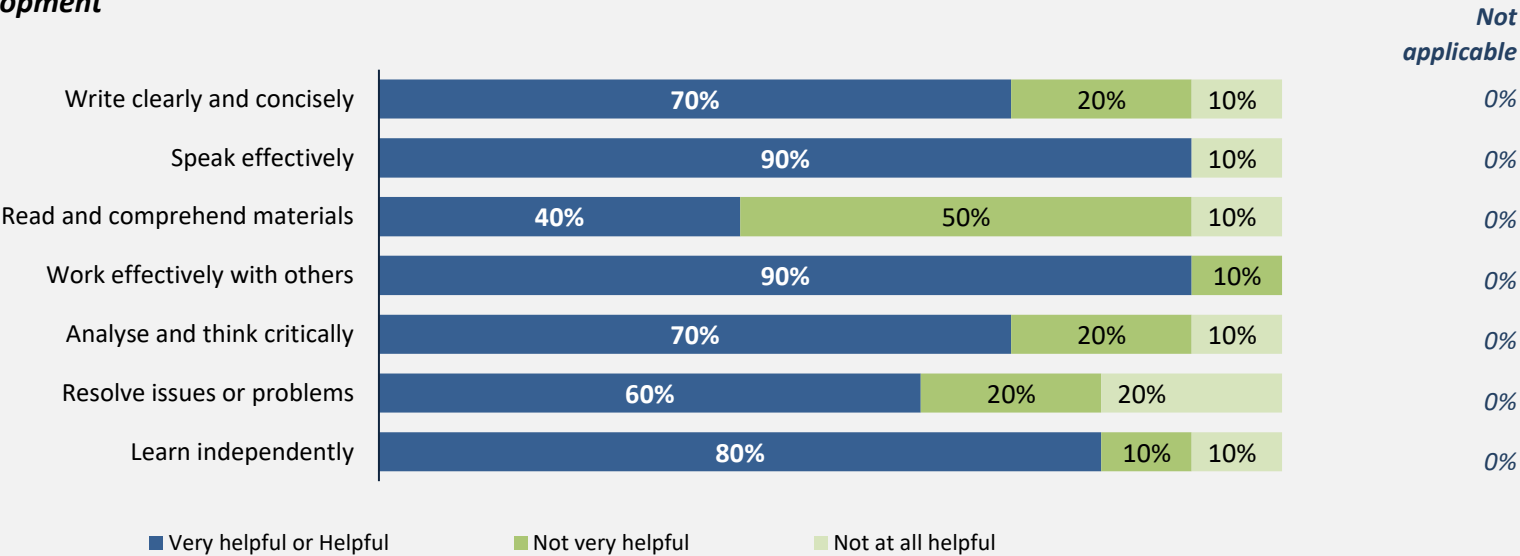
CPC: VCC: Management Skills for Supervisors;

Cohort	15
Respondents	10
Response Rate	67%

Skill Development and Post-Secondary Experience

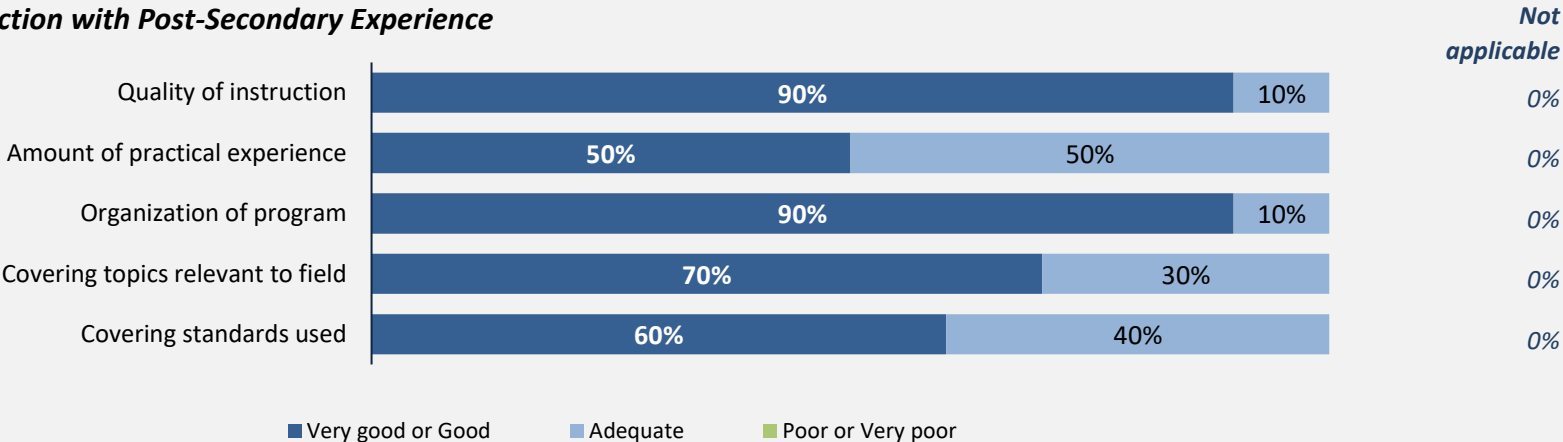
100% said they were very satisfied or satisfied with the education they received.

Skill Development



Percentages are based on those who gave a valid rating, excluding those who said Not applicable.

Satisfaction with Post-Secondary Experience



Percentages are based on those who gave a valid rating, excluding those who said Not applicable.