

Summary of Survey Results: 2020-2024

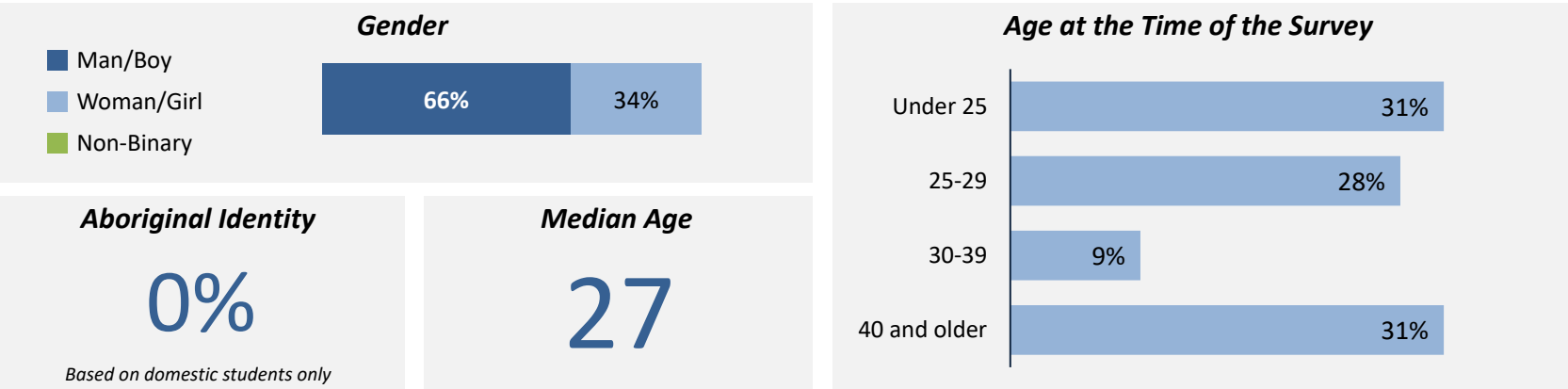
Trades Training Type:
Progressive apprenticeship, Traditional apprenticeship, Trades foundation, and Trades-related vocational programs

Applied filters:
CPC: VCC: Professional Cook 1;

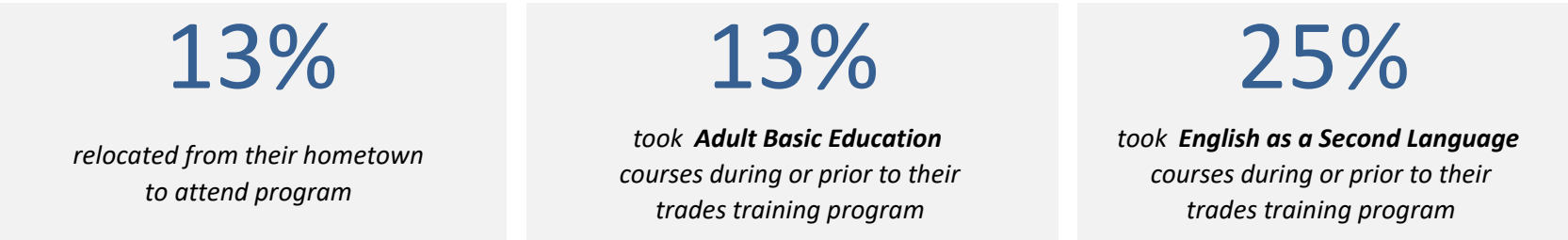
| | |
|---------------|-----|
| Cohort | 52 |
| Respondents | 32 |
| Response Rate | 62% |

Description of Survey Respondents


Demographics



About the Respondents



Region respondents were living in at the time of the survey



☒ BC Student
☐ Outcomes

Progressive apprenticeship, Traditional apprenticeship, Trades foundation, and Trades-related vocational programs

CPC: VCC: Professional Cook 1;

| | |
|----------------------|------------|
| <i>Cohort</i> | 52 |
| <i>Respondents</i> | 32 |
| <i>Response Rate</i> | 62% |

In the labour force

85%

Employment rate


67%

Unemployment rate

21.7%

The "Unemployment rate" is the number of unemployed as a percentage of respondents in the labour force.

n = 18



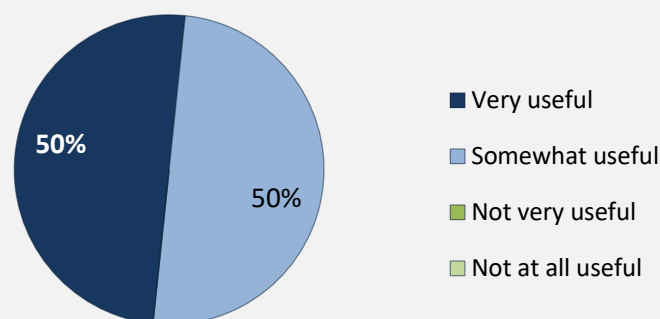
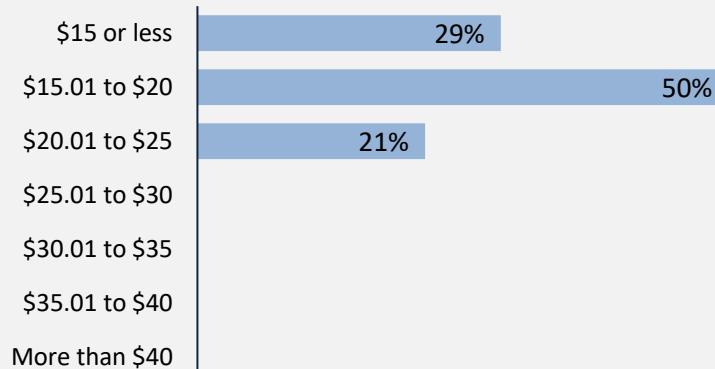
Hourly Wage
(median, main job)

\$18

Hours Worked
(median, main job)

35

Skills and Knowledge Gained Useful in Performing Job

**Hourly Wage Group (main job)**

Top Occupations (5-digit NOC)

| | # Employed | % Employed |
|---|------------|------------|
| 63200: Cooks | 13 | 72% |
| 65201: Food counter attendants, kitchen helpers and related support occupations | 2 | 11% |
| XXXXX: Unclassified occupations | 1 | 6% |
| 63202: Bakers | 1 | 6% |
| 64100: Retail salespersons and visual merchandisers | 1 | 6% |

| | | |
|---------------------------------|----|------|
| <i>Total of top occupations</i> | 18 | 100% |
| Total employed | 18 | |

Summary of Survey Results: 2020-2024

Trades Training Type:

*Progressive apprenticeship, Traditional apprenticeship,
Trades foundation, and Trades-related vocational programs*

Applied filters:

CPC: VCC: Professional Cook 1;

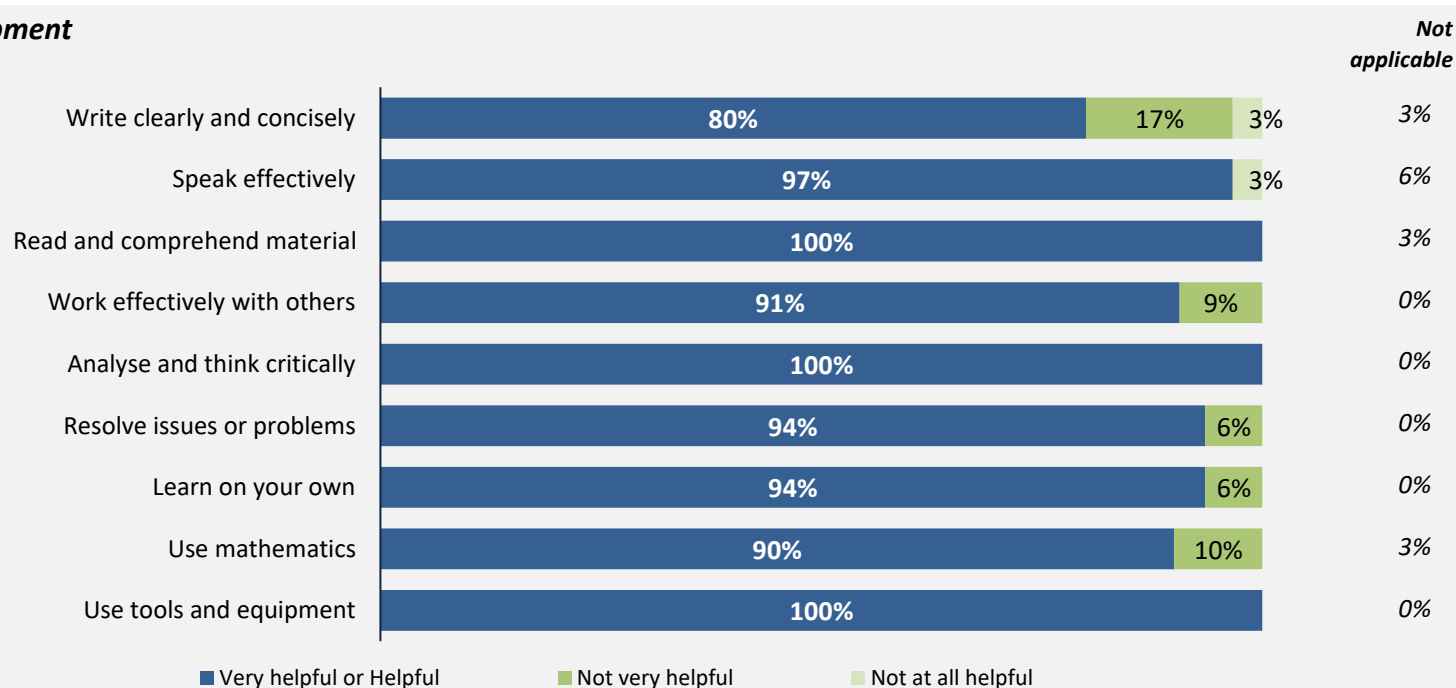
| | |
|---------------|-----|
| Cohort | 52 |
| Respondents | 32 |
| Response Rate | 62% |

Skill Development and Post-Secondary Experience

94%

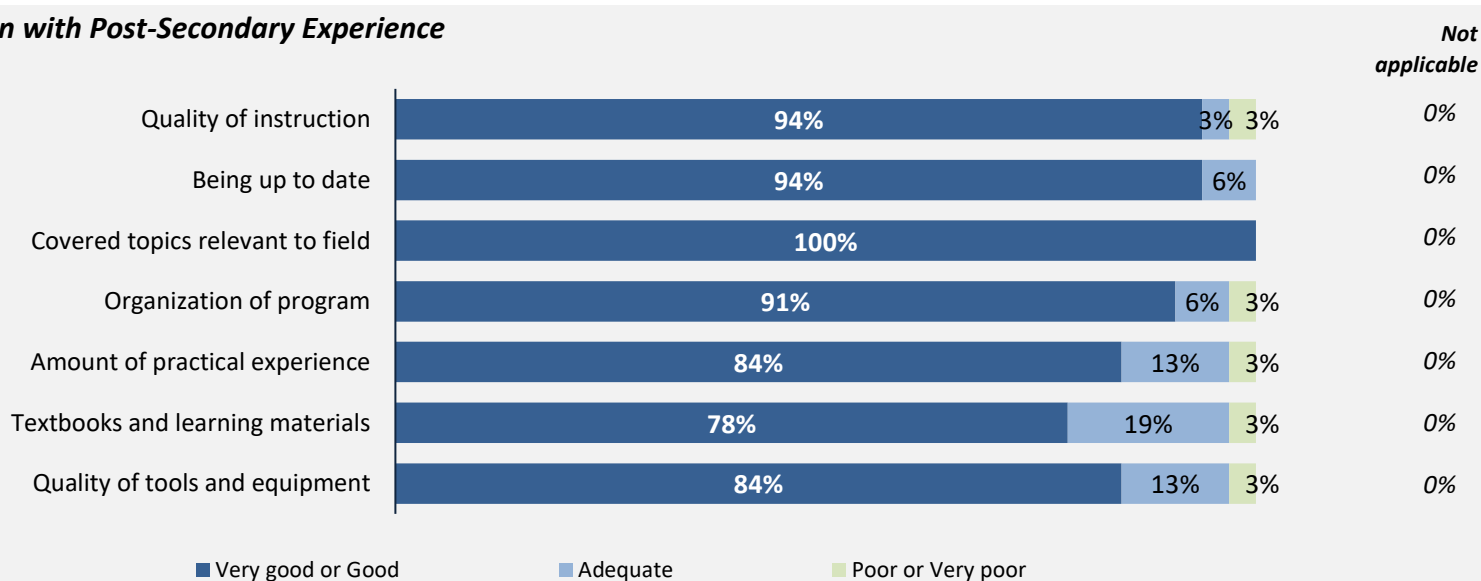
said they were very satisfied or satisfied with the education they received.

Skill Development



Percentages are based on those who gave a valid rating, excluding those who said not applicable.

Satisfaction with Post-Secondary Experience



Percentages are based on those who gave a valid rating, excluding those who said not applicable.


Summary of Survey Results: 2020-2024

Trades Training Type:
Progressive apprenticeship, Traditional apprenticeship

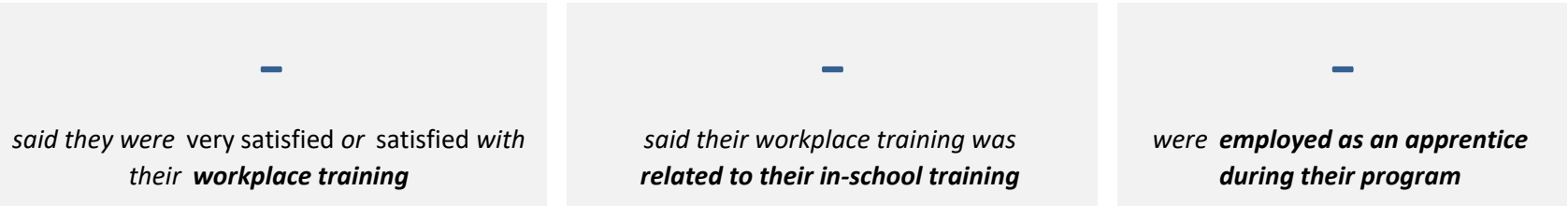
| | |
|--------------------------------|------------------|
| Applied filters: | |
| CPC: VCC: Professional Cook 1; | |
| | Cohort - |
| | Respondents - |
| | Response Rate 0% |

Apprenticeship programs

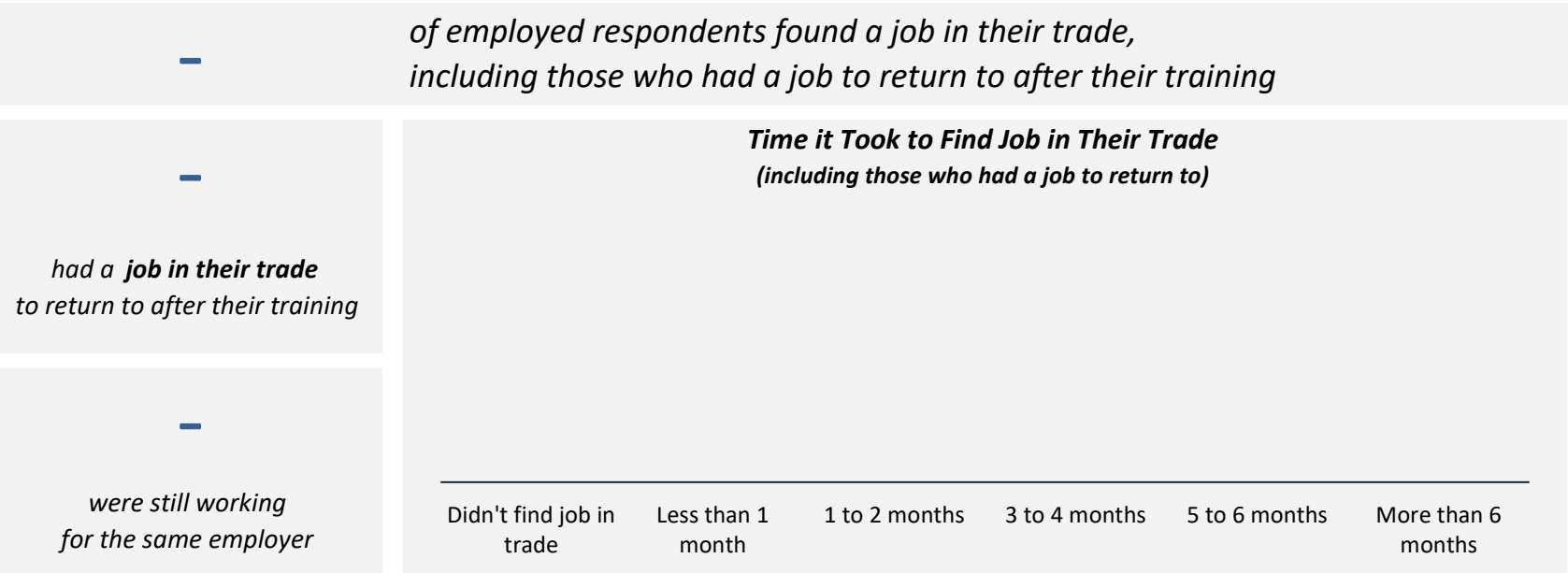
In-School Experiences



Workplace Experiences



Employment After Leaving School



Summary of Survey Results: 2020-2024

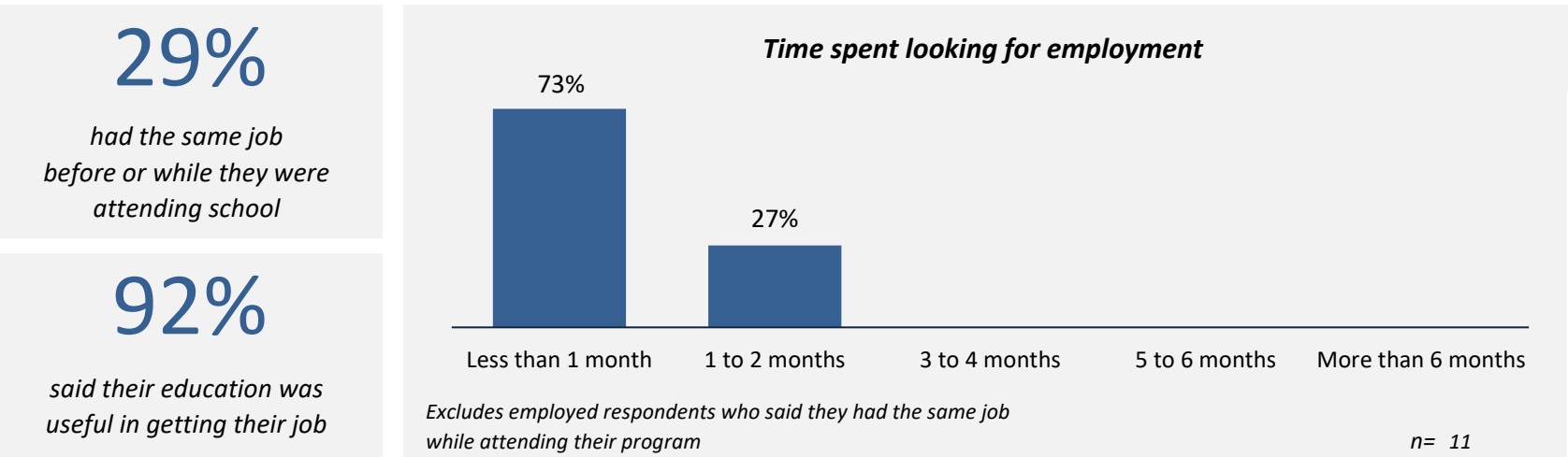
Trades Training Type:
Trades foundation, Trades-related vocational programs

Applied filters:
CPC: VCC: Professional Cook 1;

| | |
|---------------|-----|
| Cohort | 52 |
| Respondents | 32 |
| Response Rate | 62% |

Trades foundation & Trades-related vocational programs

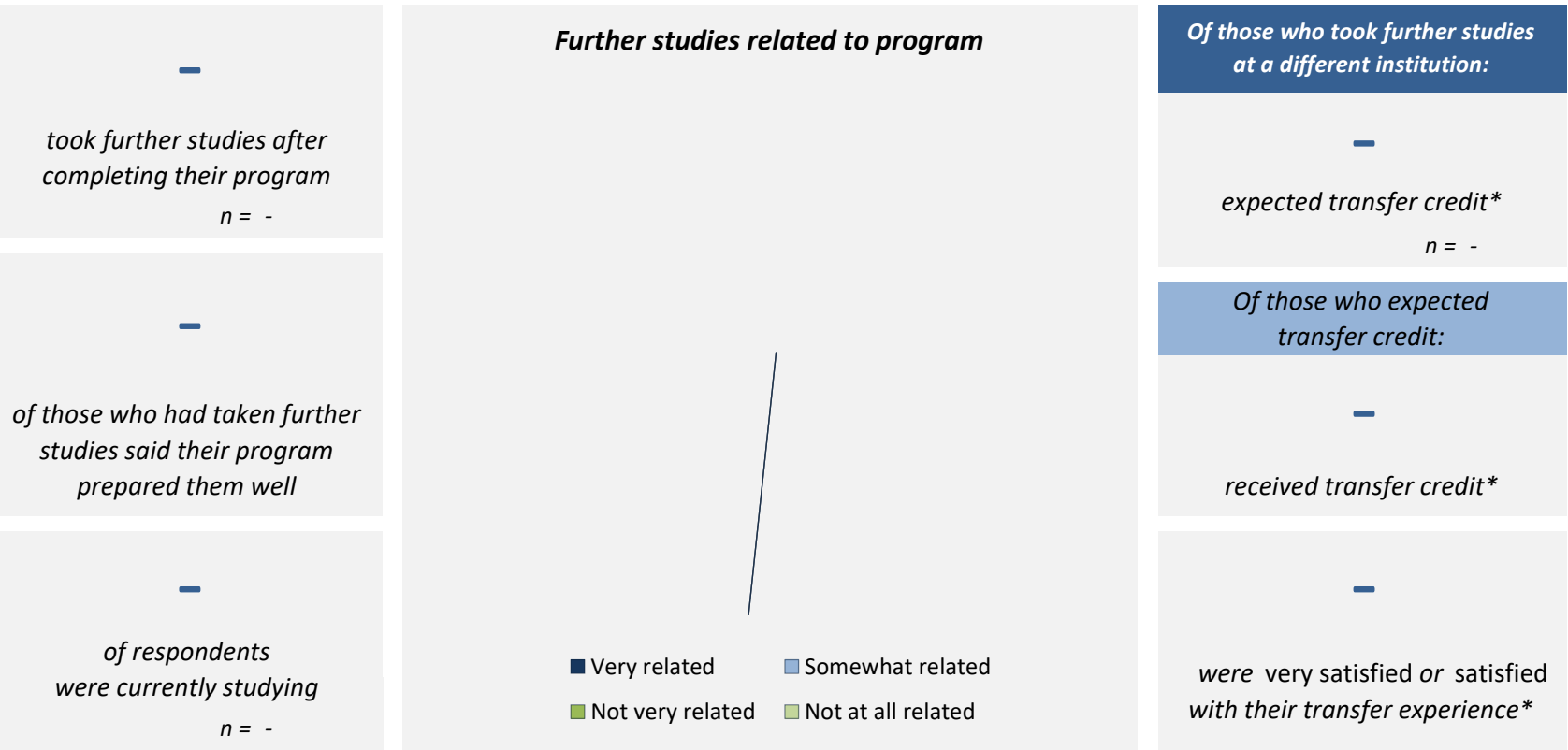
Employment After Leaving School



Other Education

Trades-related vocational respondents only, results are shown for the education they took before and after their program.

*Not asked in 2024

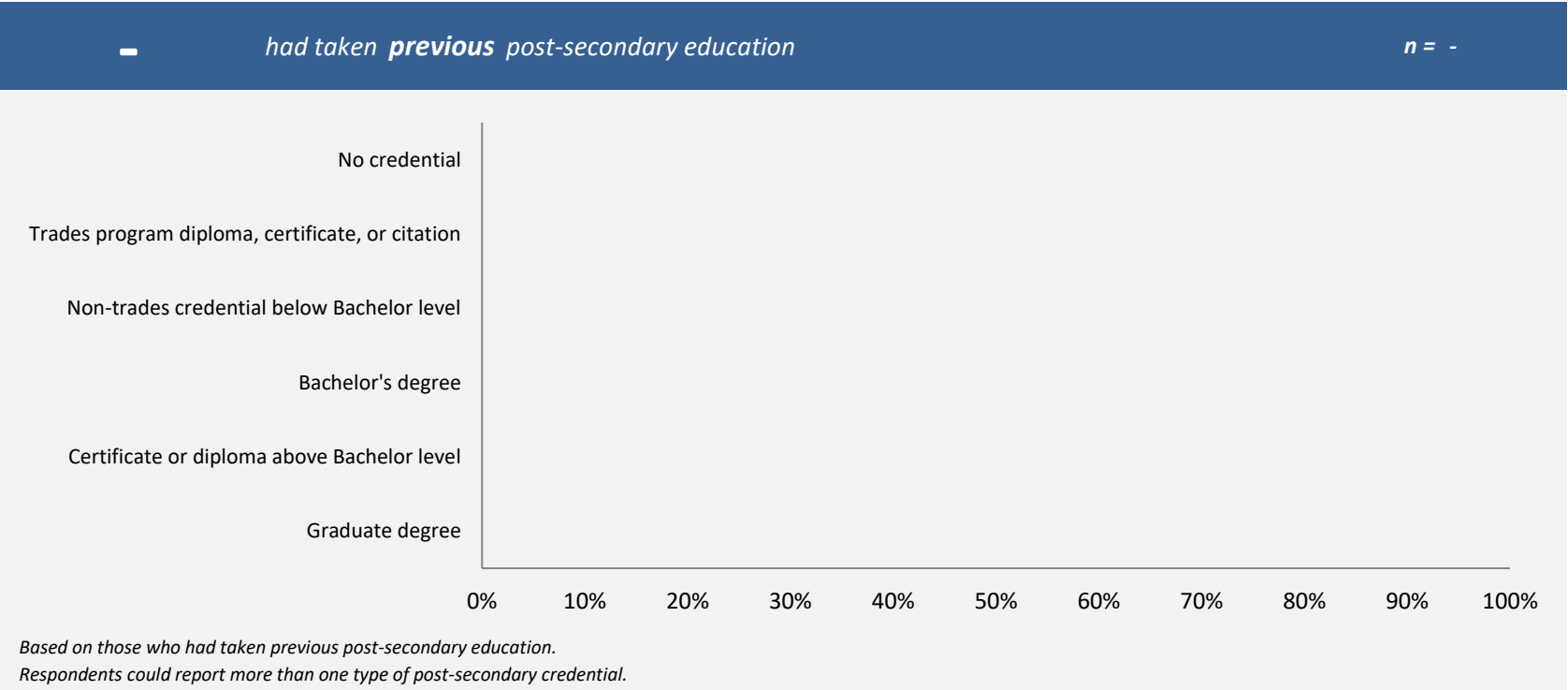


Summary of Survey Results: 2020-2024

Trades Training Type:
Trades foundation, Trades-related vocational programs

Applied filters:
CPC: VCC: Professional Cook 1;

| | |
|---------------|-----|
| Cohort | 52 |
| Respondents | 32 |
| Response Rate | 62% |



Transition to Apprenticeship

The following results are for Trades foundation respondents only.

n = 32

56%

of Trades foundation respondents tried to get employment as an apprentice after they left their program

94%

of those who tried to get employment as an apprentice were successful

