

Summary of Survey Results: 2020-2024

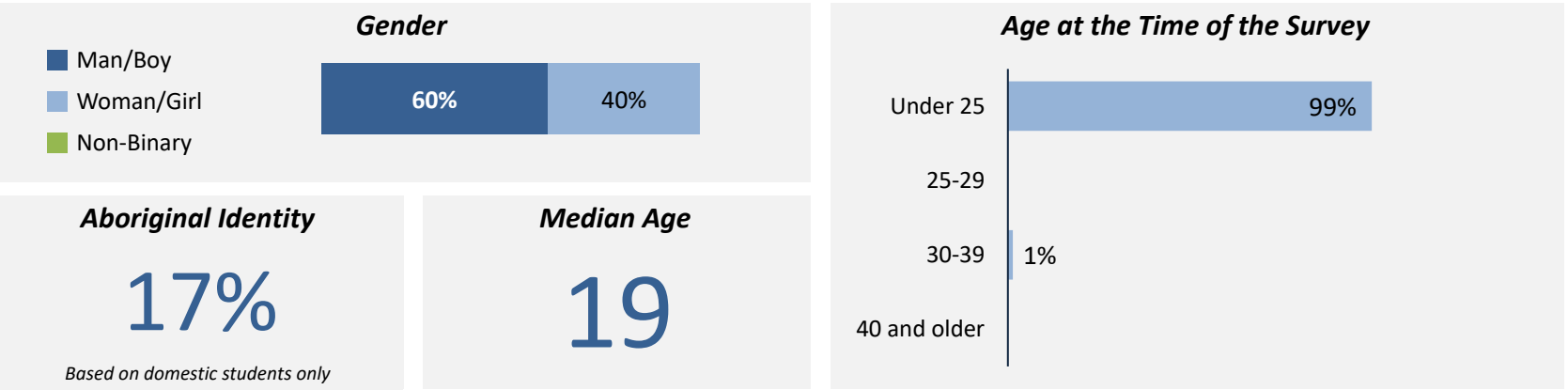
Trades Training Type:
Progressive apprenticeship, Traditional apprenticeship, Trades foundation, and Trades-related vocational programs

Applied filters:
CPC: VCC: Professional Cook 1 ITA Youth;

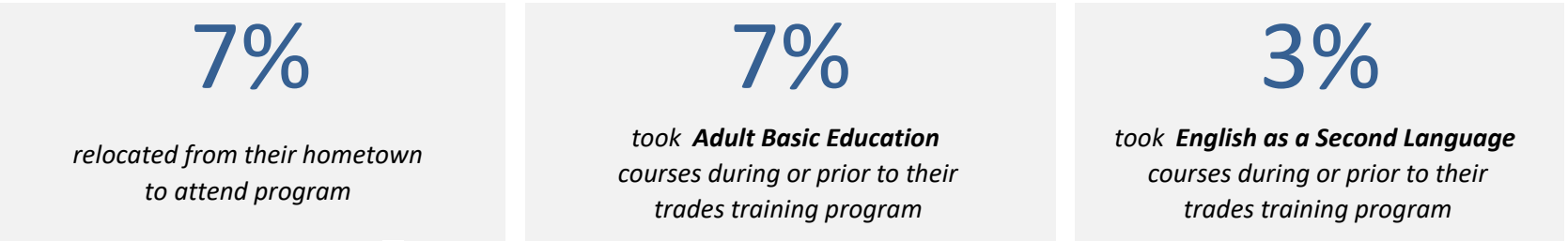
Cohort	154
Respondents	72
Response Rate	47%

Description of Survey Respondents


Demographics



About the Respondents



Region respondents were living in at the time of the survey



Summary of Survey Results: 2020-2024

Trades Training Type:
Progressive apprenticeship, Traditional apprenticeship, Trades foundation, and Trades-related vocational programs

Applied filters:
CPC: VCC: Professional Cook 1 ITA Youth;

Cohort	154
Respondents	72
Response Rate	47%

Employment Outcomes

In the labour force

87%

Employment rate

71%

Unemployment rate

16.7%

The "Employment rate" is the number employed as a percentage of all respondents.
The "Unemployment rate" is the number of unemployed as a percentage of respondents in the labour force.

Of those employed:

n = 50

Employed full-time

65%

Employed in training-related job

92%

Employed in permanent position

77%

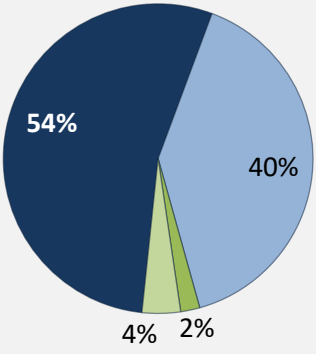
Hourly Wage
(median, main job)

\$17

Hours Worked
(median, main job)

30

Skills and Knowledge Gained
Useful in Performing Job



Very useful

Somewhat useful

Not very useful

Not at all useful

Hourly Wage Group (main job)

\$15 or less	23%
\$15.01 to \$20	69%
\$20.01 to \$25	5%
\$25.01 to \$30	3%
\$30.01 to \$35	
\$35.01 to \$40	
More than \$40	

Top Occupations (5-digit NOC)	% of those employed	
	# employed	% of those employed
63200: Cooks	33	66%
65201: Food counter attendants, kitchen helpers and related support occupations	5	10%
62200: Chefs	3	6%
XXXXX: Unclassified occupations	3	6%
64100: Retail salespersons and visual merchandisers	2	4%
63202: Bakers	1	2%
94203: Assemblers, fabricators and inspectors, industrial electrical motors and transformers	1	2%
22221: User support technicians	1	2%
75101: Material handlers	1	2%
Total of top occupations		
		50
Total employed		
		50

Summary of Survey Results: 2020-2024

Trades Training Type:

*Progressive apprenticeship, Traditional apprenticeship,
Trades foundation, and Trades-related vocational programs*

Applied filters:

CPC: VCC: Professional Cook 1 ITA Youth;

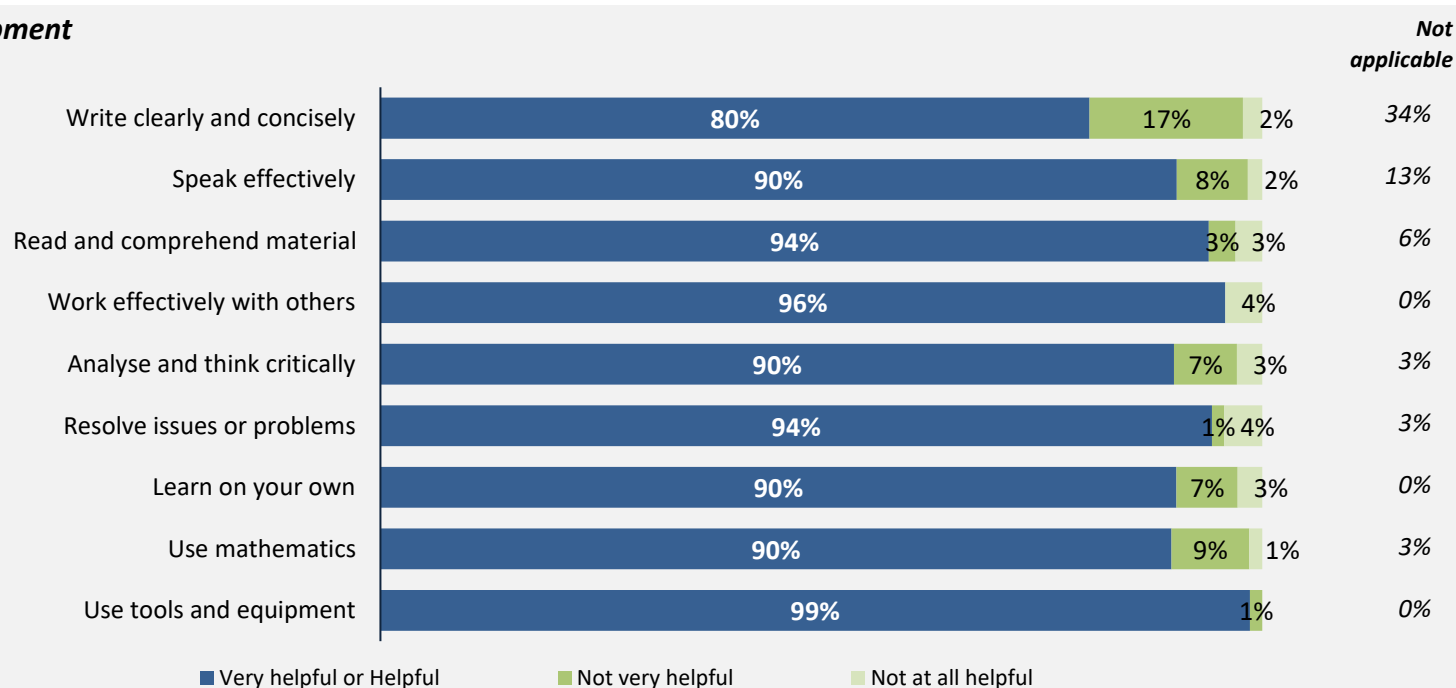
Cohort 154
Respondents 72
Response Rate 47%

Skill Development and Post-Secondary Experience

92%

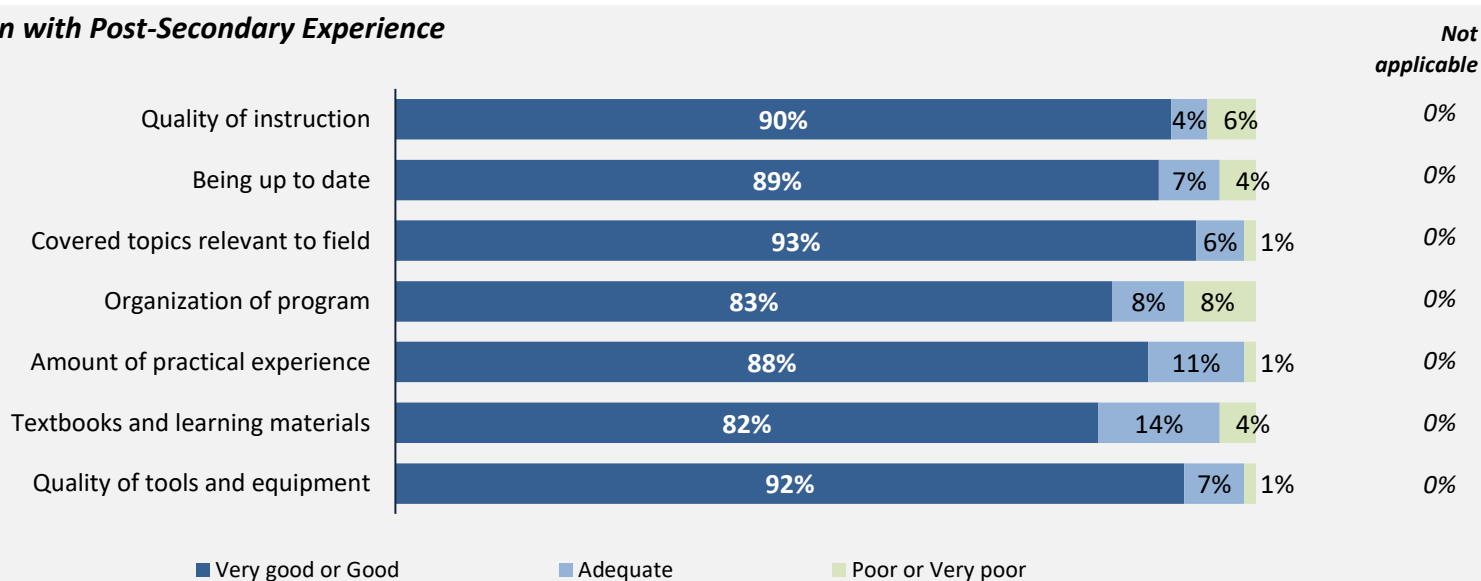
said they were very satisfied or satisfied with the education they received.

Skill Development



Percentages are based on those who gave a valid rating, excluding those who said not applicable.

Satisfaction with Post-Secondary Experience



Percentages are based on those who gave a valid rating, excluding those who said not applicable.


Summary of Survey Results: 2020-2024

Trades Training Type:
Progressive apprenticeship, Traditional apprenticeship

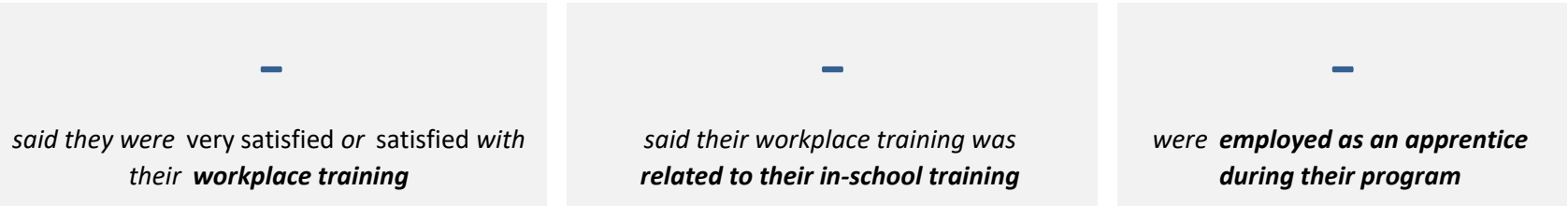
Applied filters:	
CPC: VCC: Professional Cook 1 ITA Youth;	
Cohort	-
Respondents	-
Response Rate	0%

Apprenticeship programs

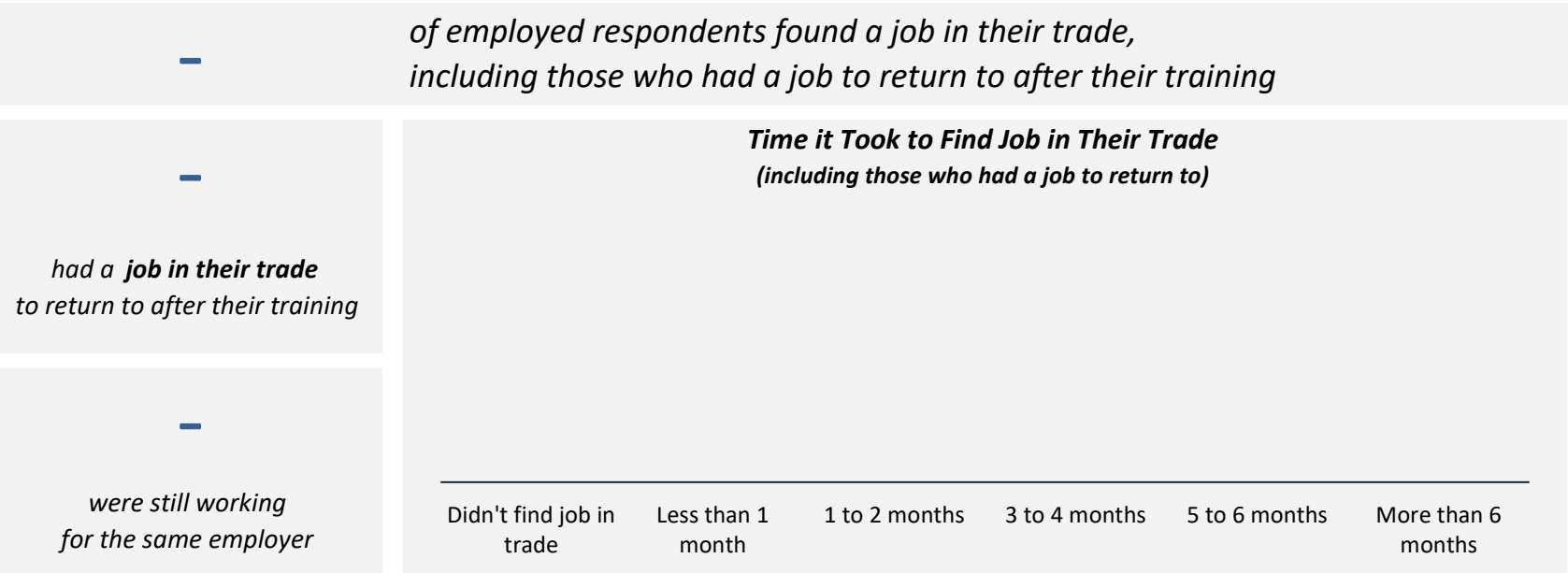
In-School Experiences



Workplace Experiences



Employment After Leaving School



Summary of Survey Results: 2020-2024

Trades Training Type:
Trades foundation, Trades-related vocational programs

Applied filters:
CPC: VCC: Professional Cook 1 ITA Youth;

Cohort	154
Respondents	72
Response Rate	47%

Trades foundation & Trades-related vocational programs

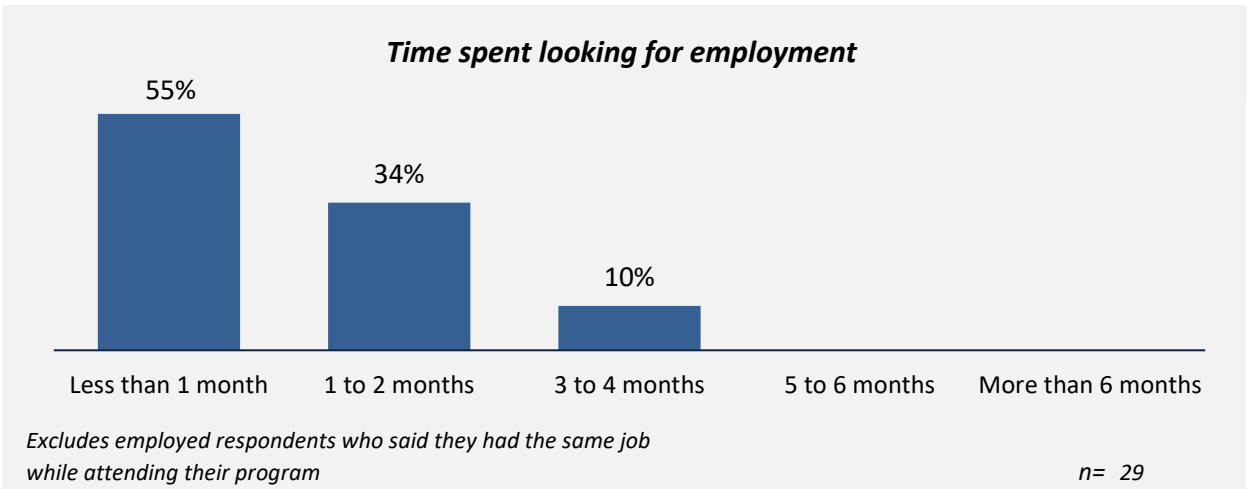
Employment After Leaving School

38%

had the same job before or while they were attending school

90%

said their education was useful in getting their job



Other Education

Trades-related vocational respondents only, results are shown for the education they took before and after their program.

*Not asked in 2024

—

took further studies after completing their program

n = -

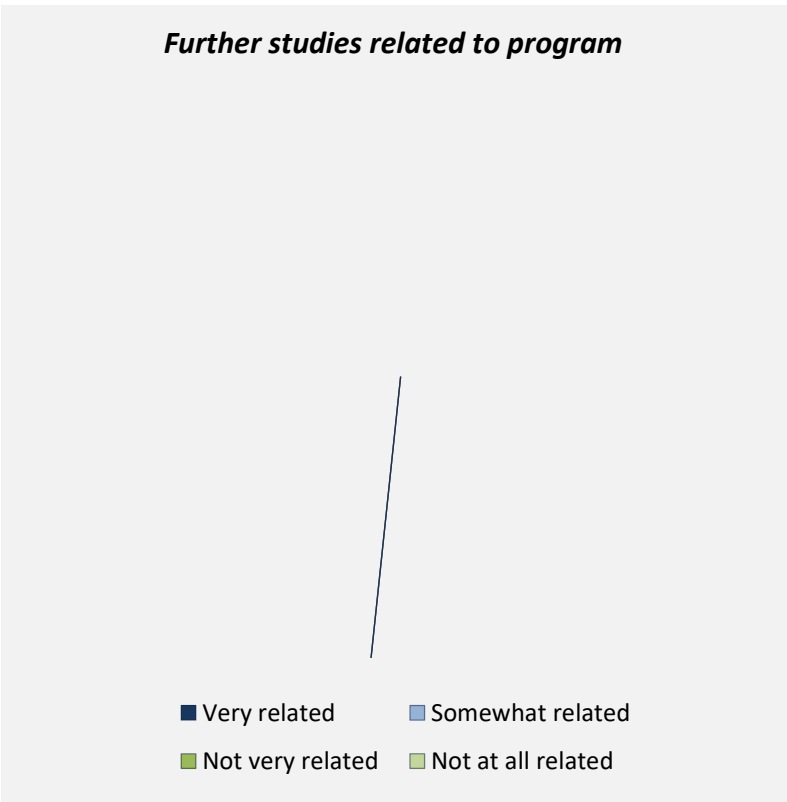
—

of those who had taken further studies said their program prepared them well

—

of respondents were currently studying

n = -



Of those who took further studies at a different institution:

—

expected transfer credit*

n = -

Of those who expected transfer credit:

—

received transfer credit*

—

were very satisfied or satisfied with their transfer experience*

Summary of Survey Results: 2020-2024

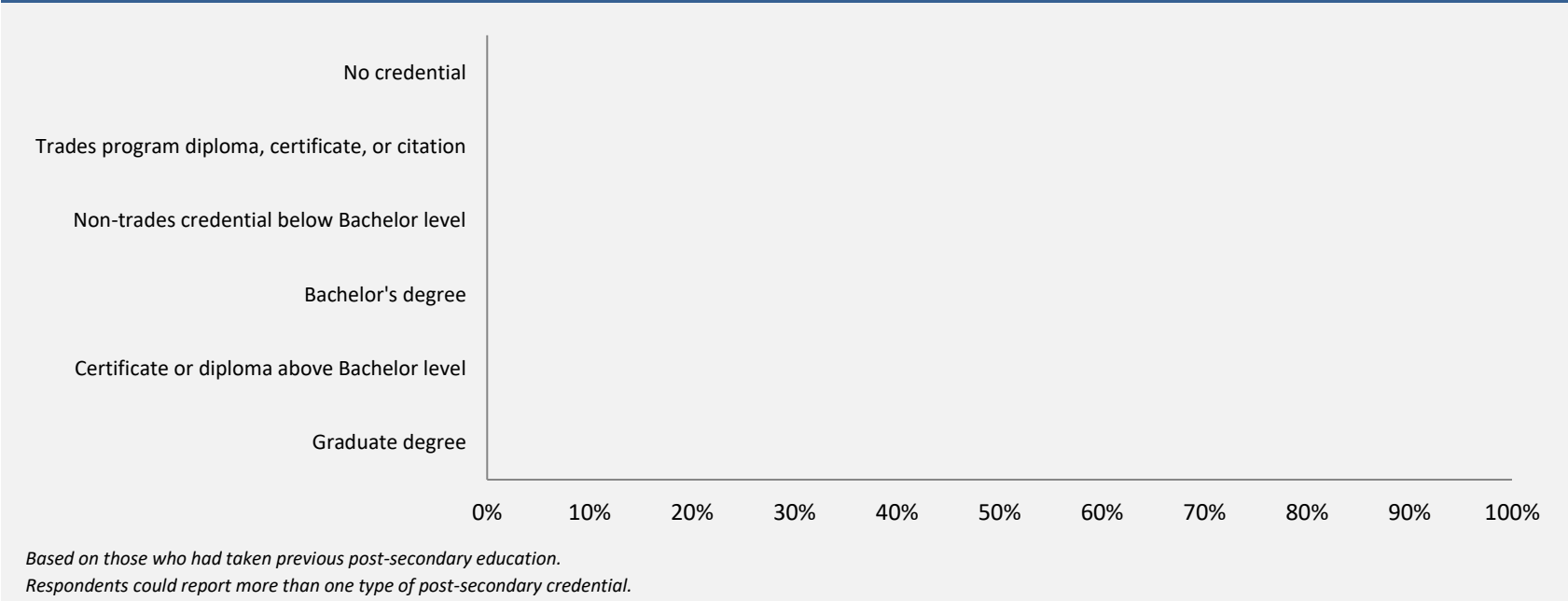
Trades Training Type:
Trades foundation, Trades-related vocational programs

Applied filters:

CPC: VCC: Professional Cook 1 ITA Youth;

Cohort	154
Respondents	72
Response Rate	47%

had taken previous post-secondary education n = -



Transition to Apprenticeship n = 66

68%
of Trades foundation respondents tried to get employment as an apprentice after they left their program

72%
of those who tried to get employment as an apprentice were successful

