

Summary of Survey Results: 2020-2024

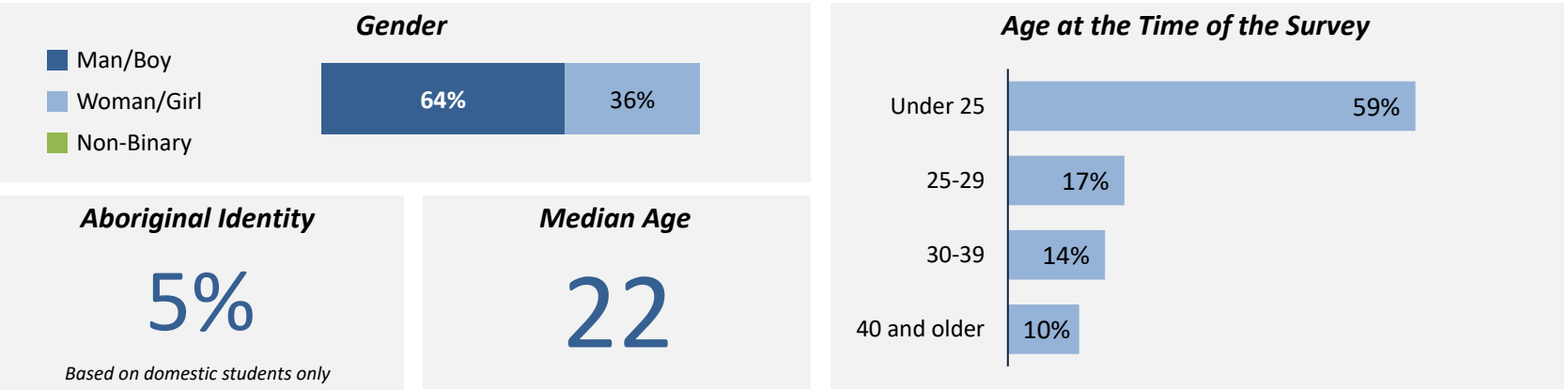
Trades Training Type:
Progressive apprenticeship, Traditional apprenticeship, Trades foundation, and Trades-related vocational programs

Applied filters:
CPC: VCC: Professional Cook 2 Advanced;

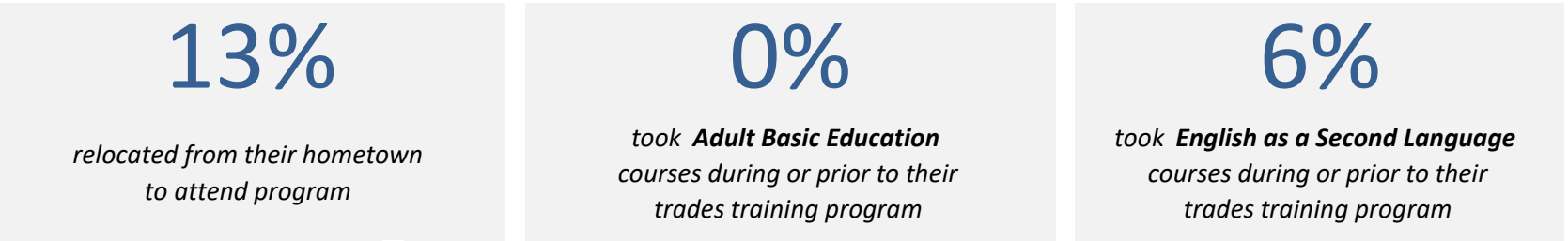
Cohort	233
Respondents	107
Response Rate	46%

Description of Survey Respondents


Demographics



About the Respondents



Region respondents were living in at the time of the survey



Summary of Survey Results: 2020-2024

Trades Training Type:
Progressive apprenticeship, Traditional apprenticeship, Trades foundation, and Trades-related vocational programs

Applied filters:
CPC: VCC: Professional Cook 2 Advanced;

Cohort	233
Respondents	107
Response Rate	46%

Employment Outcomes

In the labour force

97%

Employment rate

86%

Unemployment rate

10.4%

The "Employment rate" is the number employed as a percentage of all respondents.
The "Unemployment rate" is the number of unemployed as a percentage of respondents in the labour force.

Of those employed:

n = 86

Employed full-time

89%

Employed in training-related job

91%

Employed in permanent position

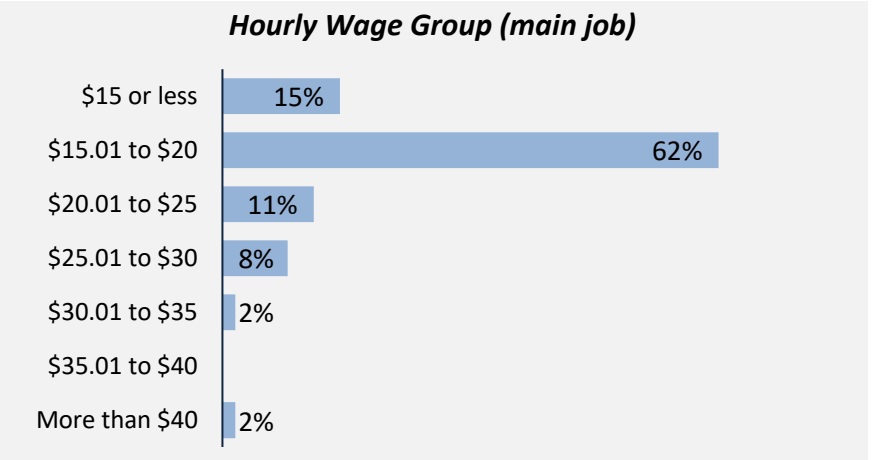
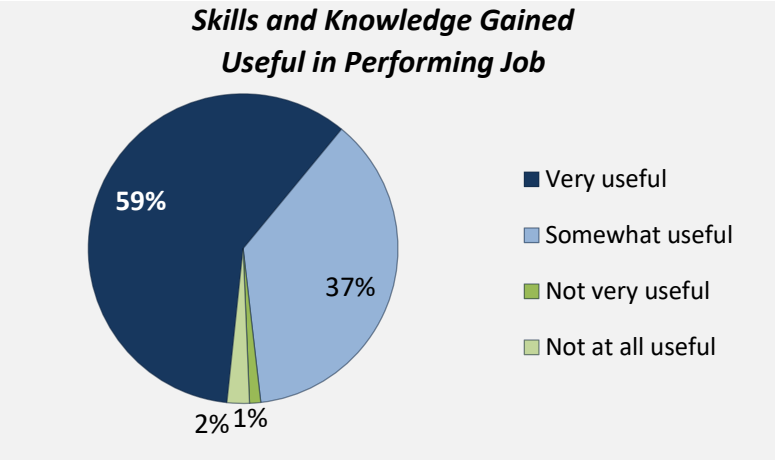
85%

Hourly Wage
(median, main job)

\$18

Hours Worked
(median, main job)

40



Top Occupations (5-digit NOC)	# employed	% of those employed
63200: Cooks	59	69%
62200: Chefs	16	19%
XXXXX: Unclassified occupations	4	5%
65201: Food counter attendants, kitchen helpers and related support occupations	1	1%
64314: Hotel front desk clerks	1	1%
11102: Financial advisors	1	1%
42202: Early childhood educators and assistants	1	1%
64100: Retail salespersons and visual merchandisers	1	1%
85121: Landscaping and grounds maintenance labourers	1	1%
65200: Food and beverage servers	1	1%
Total of top occupations	86	100%
Total employed	86	

Summary of Survey Results: 2020-2024

Trades Training Type:

*Progressive apprenticeship, Traditional apprenticeship,
Trades foundation, and Trades-related vocational programs*

Applied filters:

CPC: VCC: Professional Cook 2 Advanced;

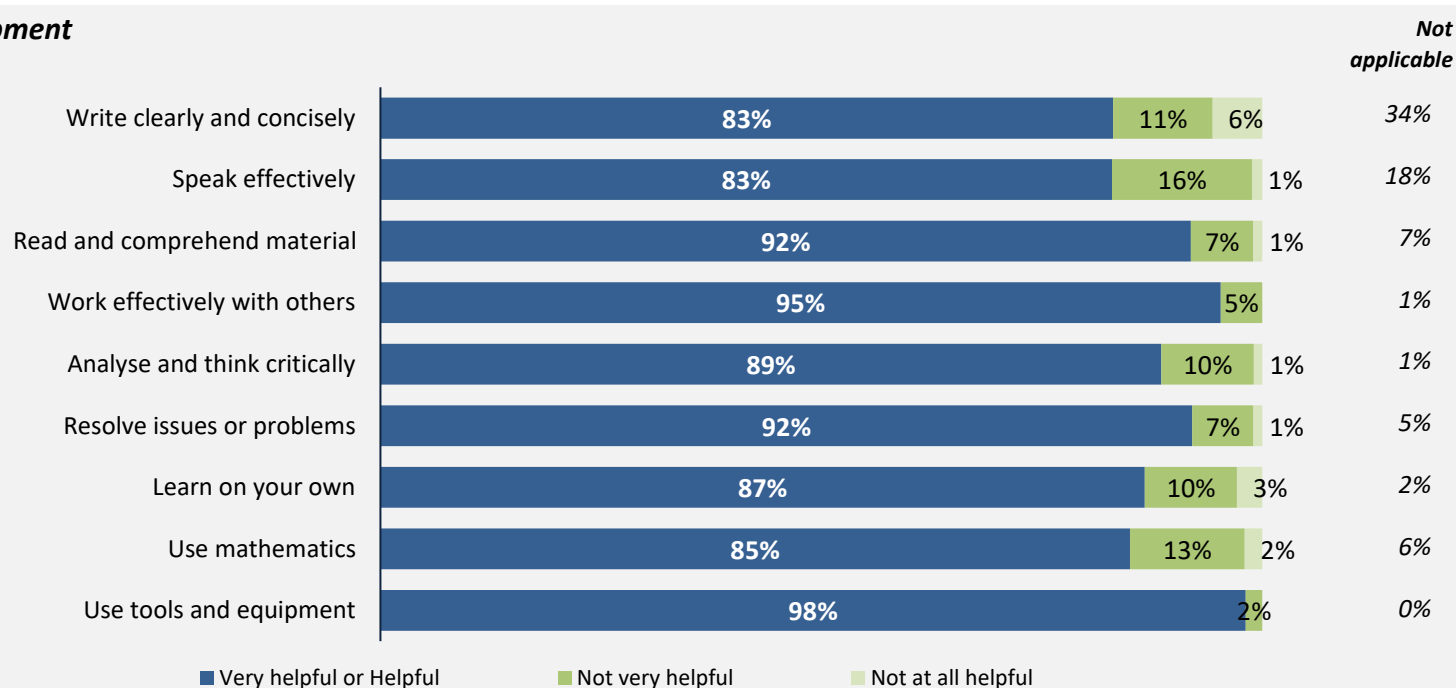
Cohort 233
Respondents 107
Response Rate 46%

Skill Development and Post-Secondary Experience

91%

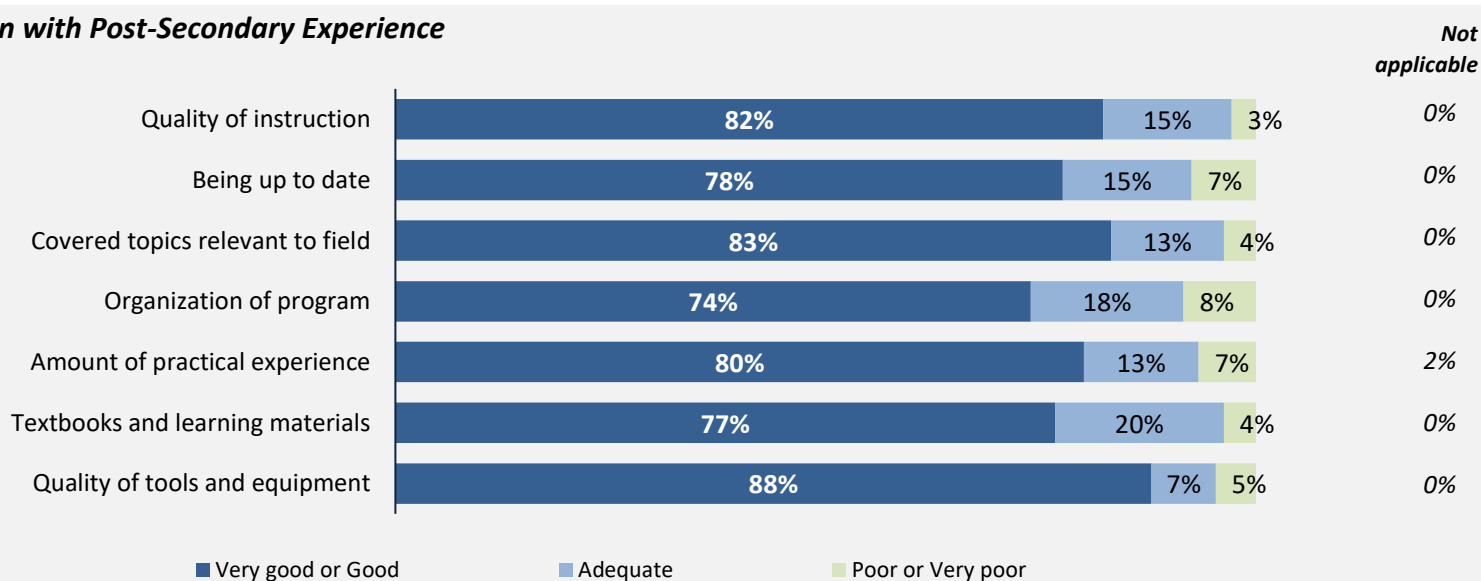
said they were very satisfied or satisfied with the education they received.

Skill Development



Percentages are based on those who gave a valid rating, excluding those who said not applicable.

Satisfaction with Post-Secondary Experience



Percentages are based on those who gave a valid rating, excluding those who said not applicable.


Summary of Survey Results: 2020-2024

Trades Training Type:
Progressive apprenticeship, Traditional apprenticeship

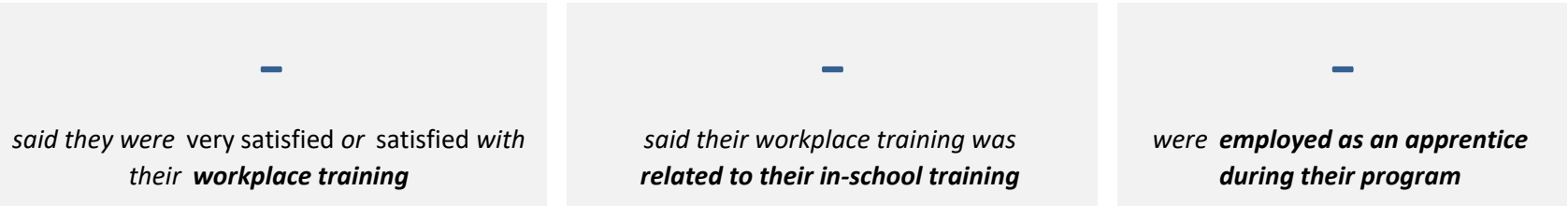
Applied filters:	
CPC: VCC: Professional Cook 2 Advanced;	
	Cohort -
	Respondents -
	Response Rate 0%

Apprenticeship programs

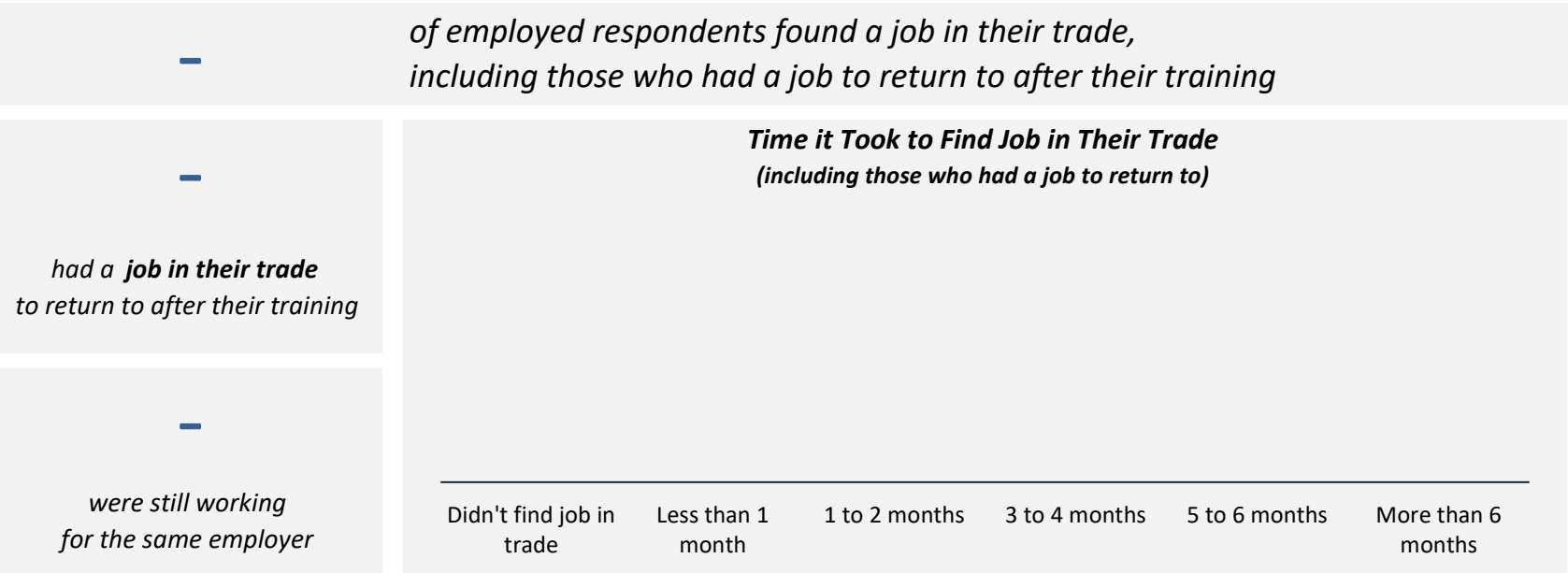
In-School Experiences



Workplace Experiences



Employment After Leaving School



Summary of Survey Results: 2020-2024

Trades Training Type:
Trades foundation, Trades-related vocational programs

Applied filters:
CPC: VCC: Professional Cook 2 Advanced;

Cohort	233
Respondents	107
Response Rate	46%

Trades foundation & Trades-related vocational programs

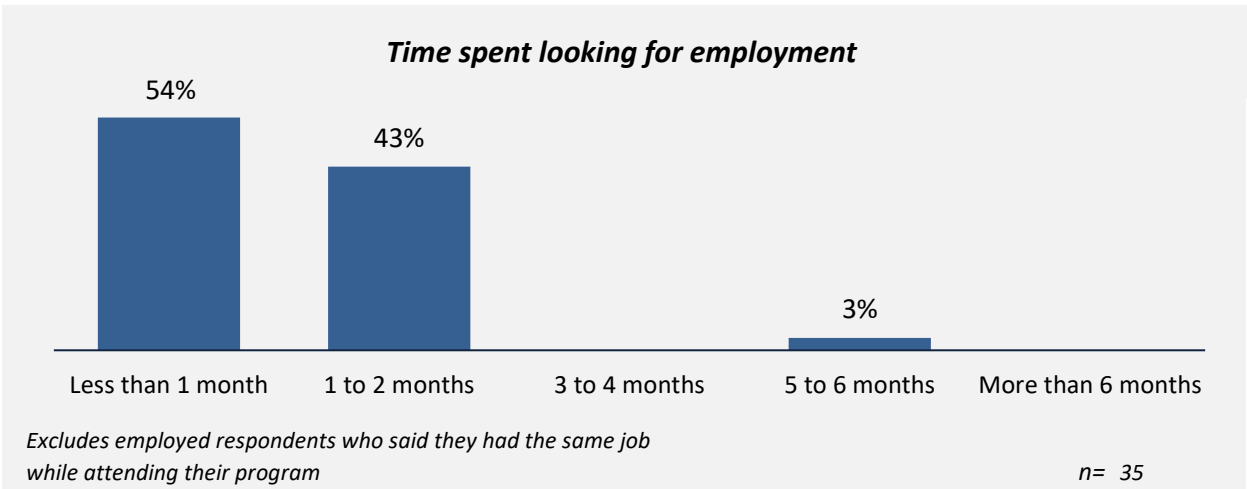
Employment After Leaving School

54%

had the same job before or while they were attending school

83%

said their education was useful in getting their job



Other Education

Trades-related vocational respondents only, results are shown for the education they took before and after their program.

*Not asked in 2024

—

took further studies after completing their program

n = -

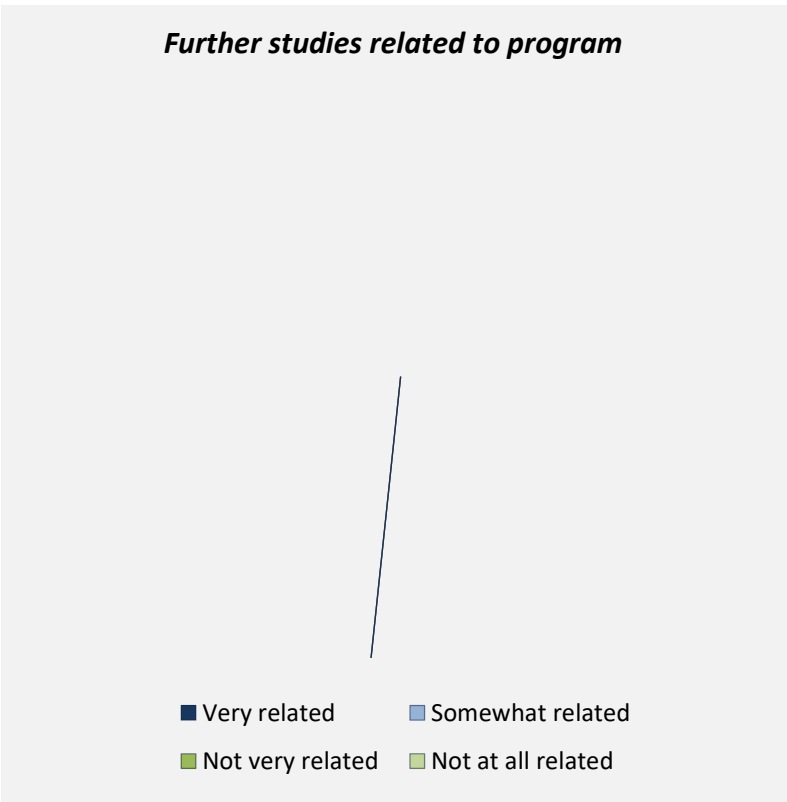
—

of those who had taken further studies said their program prepared them well

—

of respondents were currently studying

n = -



Of those who took further studies at a different institution:

—

expected transfer credit*

n = -

Of those who expected transfer credit:

—

received transfer credit*

—

were very satisfied or satisfied with their transfer experience*

Summary of Survey Results: 2020-2024

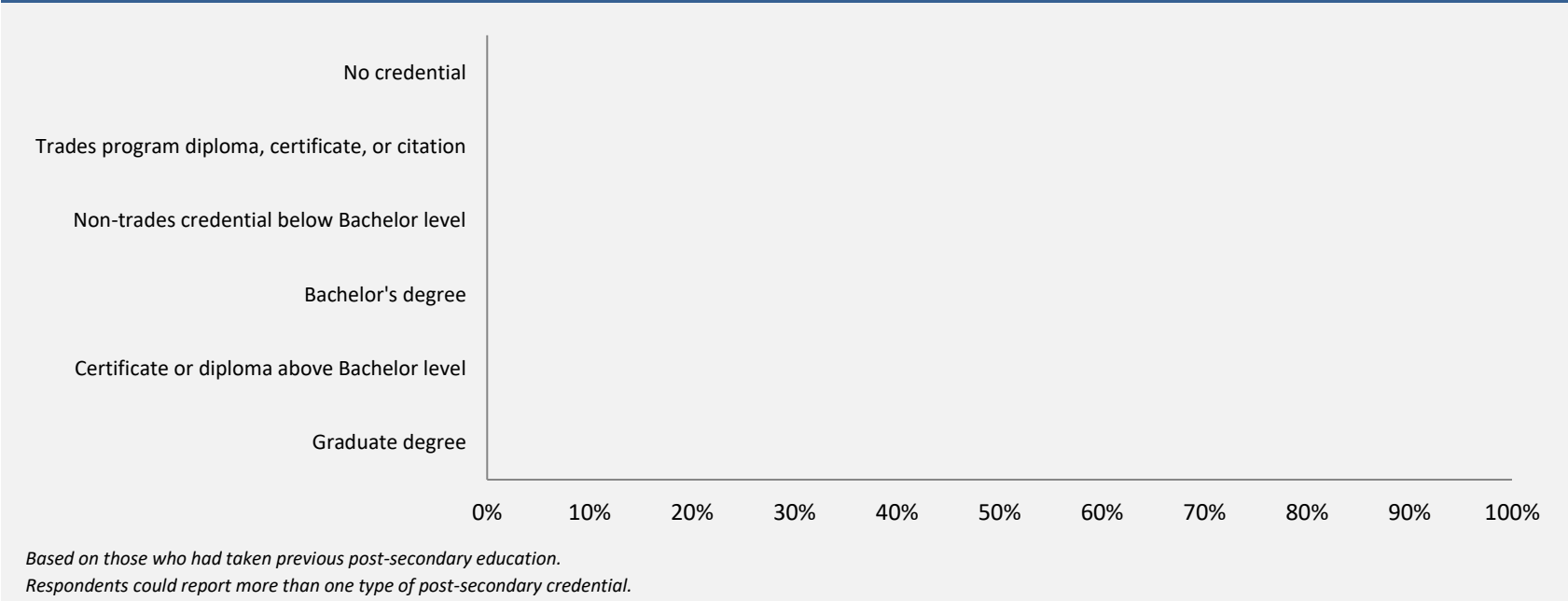
Trades Training Type:
Trades foundation, Trades-related vocational programs

Applied filters:

CPC: VCC: Professional Cook 2 Advanced;

Cohort	233
Respondents	107
Response Rate	46%

had taken previous post-secondary education n = -



Transition to Apprenticeship n = 99

64%
of Trades foundation respondents tried to get employment as an apprentice after they left their program

88%
of those who tried to get employment as an apprentice were successful

