

Summary of Survey Results: 2020-2024

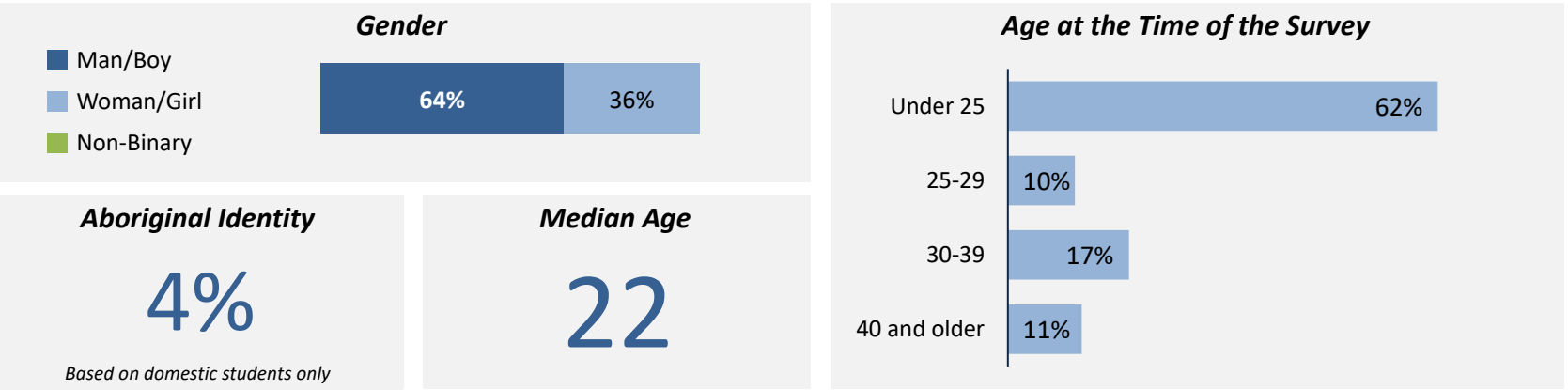
Trades Training Type:
Progressive apprenticeship, Traditional apprenticeship, Trades foundation, and Trades-related vocational programs

Applied filters:
CPC: VCC: Professional Cook 1 Plus;

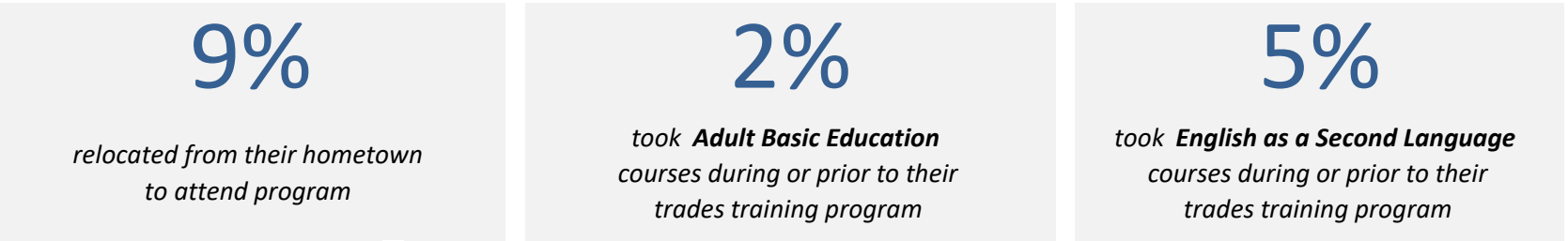
Cohort	215
Respondents	103
Response Rate	48%

Description of Survey Respondents


Demographics



About the Respondents



Region respondents were living in at the time of the survey



Summary of Survey Results: 2020-2024

Trades Training Type:
Progressive apprenticeship, Traditional apprenticeship, Trades foundation, and Trades-related vocational programs

Applied filters:
CPC: VCC: Professional Cook 1 Plus;

Cohort	215
Respondents	103
Response Rate	48%

Employment Outcomes

In the labour force

86%

Employment rate

79%

Unemployment rate

7.3%

The "Employment rate" is the number employed as a percentage of all respondents.
The "Unemployment rate" is the number of unemployed as a percentage of respondents in the labour force.

Of those employed:

n = 76

Employed full-time

78%

Employed in training-related job

89%

Employed in permanent position

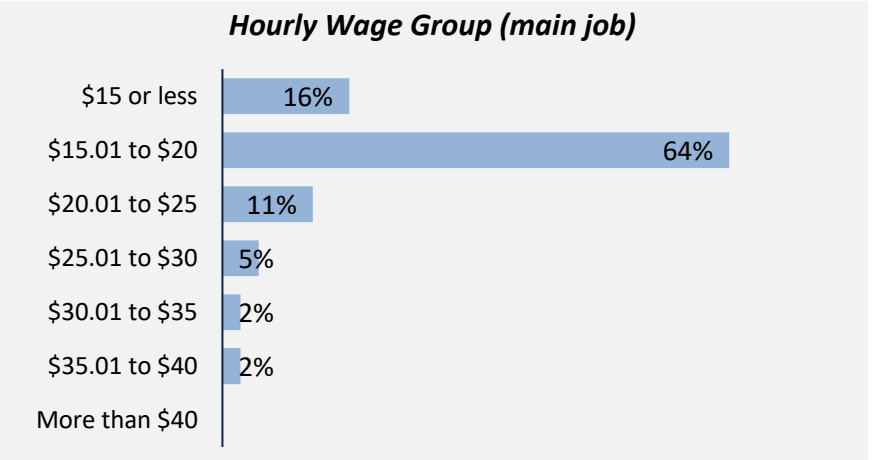
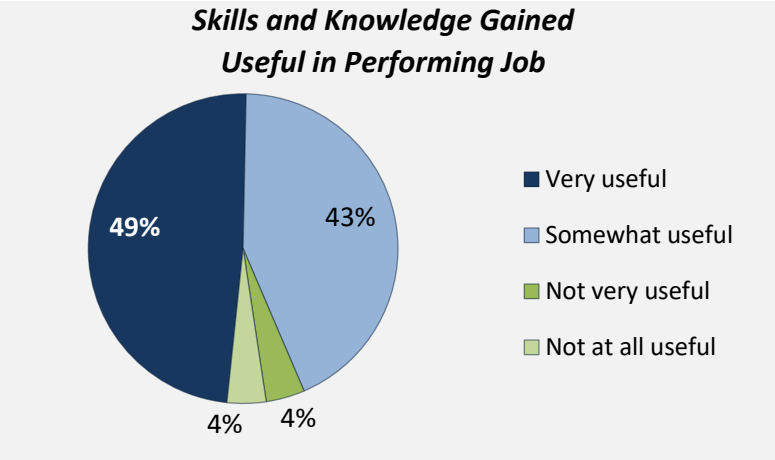
79%

Hourly Wage
(median, main job)

\$18

Hours Worked
(median, main job)

36



Top Occupations (5-digit NOC)	% of those employed	
	# employed	% of those employed
63200: Cooks	47	62%
XXXXX: Unclassified occupations	8	11%
62200: Chefs	8	11%
65201: Food counter attendants, kitchen helpers and related support occupations	3	4%
62020: Food service supervisors	2	3%
64100: Retail salespersons and visual merchandisers	1	1%
60030: Restaurant and food service managers	1	1%
63202: Bakers	1	1%
65100: Cashiers	1	1%
65200: Food and beverage servers	1	1%
Total of top occupations		73
Total employed		76

Summary of Survey Results: 2020-2024

Trades Training Type:

*Progressive apprenticeship, Traditional apprenticeship,
Trades foundation, and Trades-related vocational programs*

Applied filters:

CPC: VCC: Professional Cook 1 Plus;

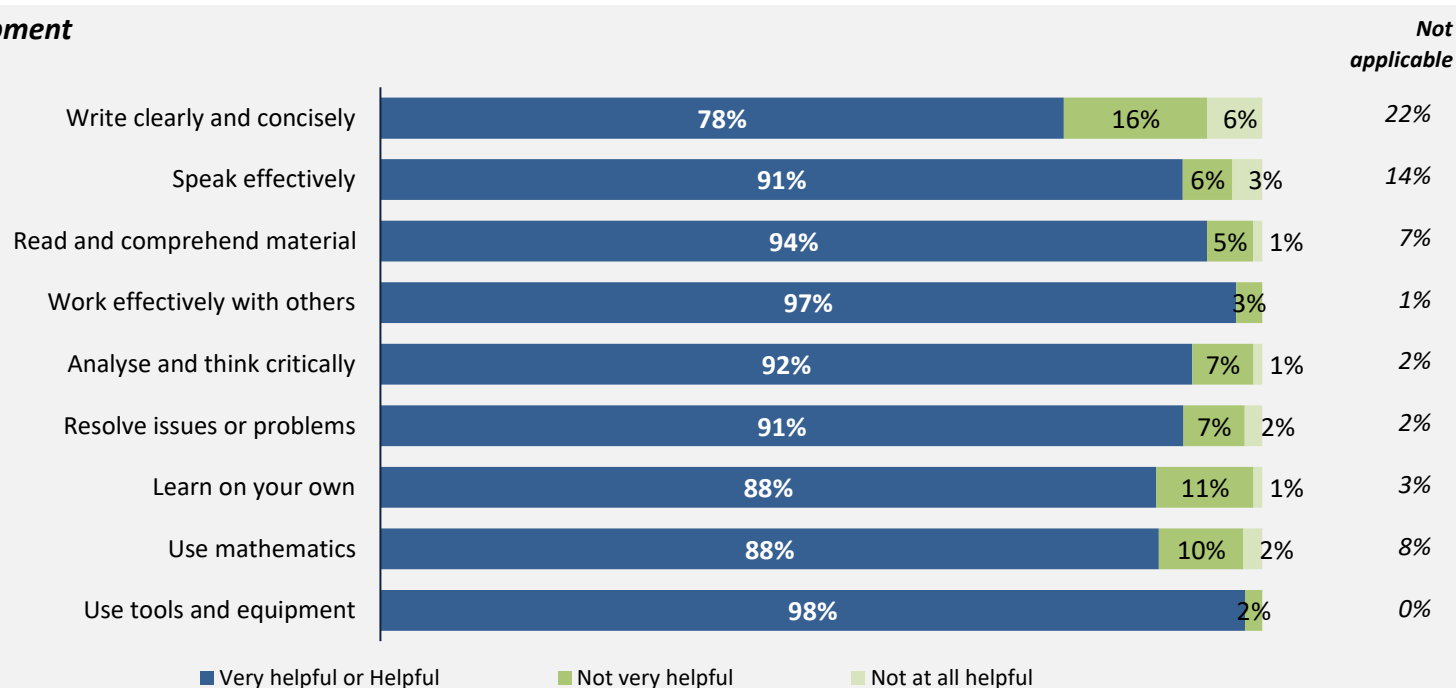
Cohort 215
Respondents 103
Response Rate 48%

Skill Development and Post-Secondary Experience

94%

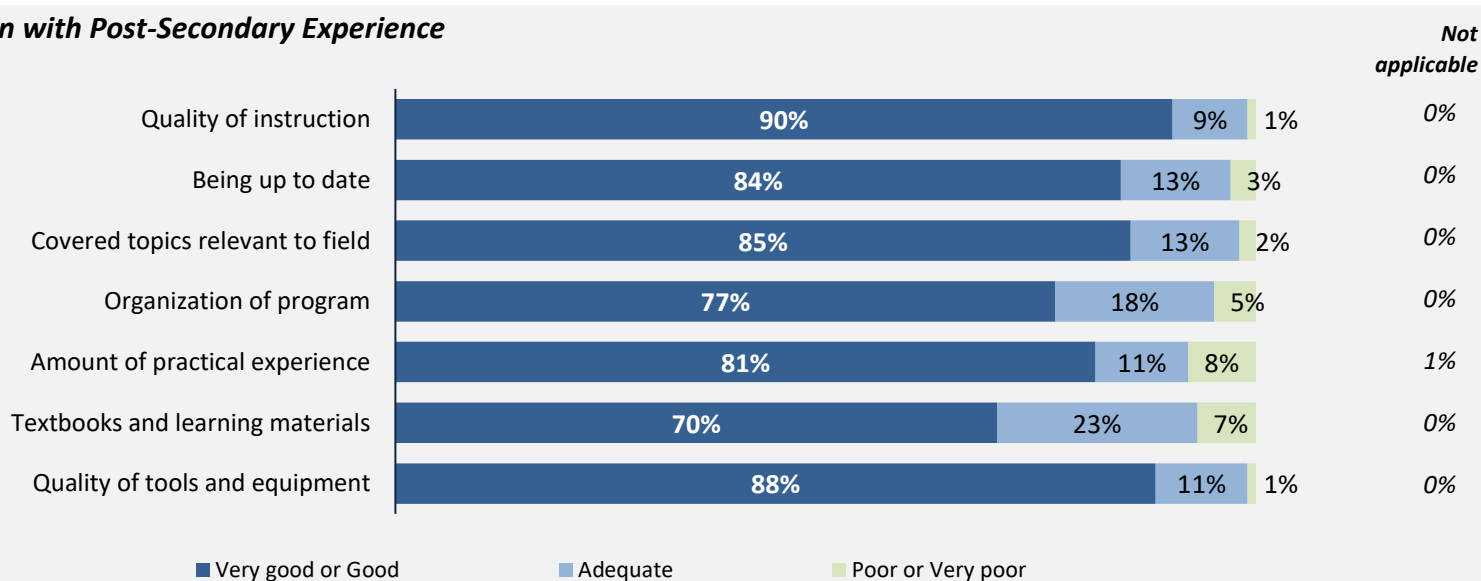
said they were very satisfied or satisfied with the education they received.

Skill Development



Percentages are based on those who gave a valid rating, excluding those who said not applicable.

Satisfaction with Post-Secondary Experience



Percentages are based on those who gave a valid rating, excluding those who said not applicable.


Summary of Survey Results: 2020-2024

Trades Training Type:
Progressive apprenticeship, Traditional apprenticeship

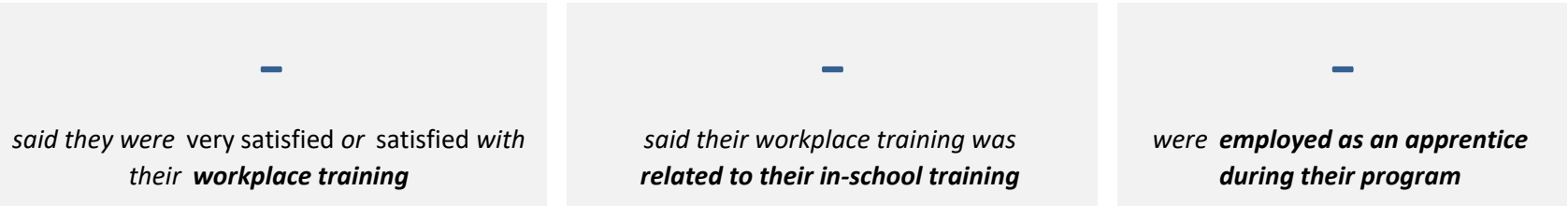
Applied filters:	
CPC: VCC: Professional Cook 1 Plus;	
	Cohort -
	Respondents -
	Response Rate 0%

Apprenticeship programs

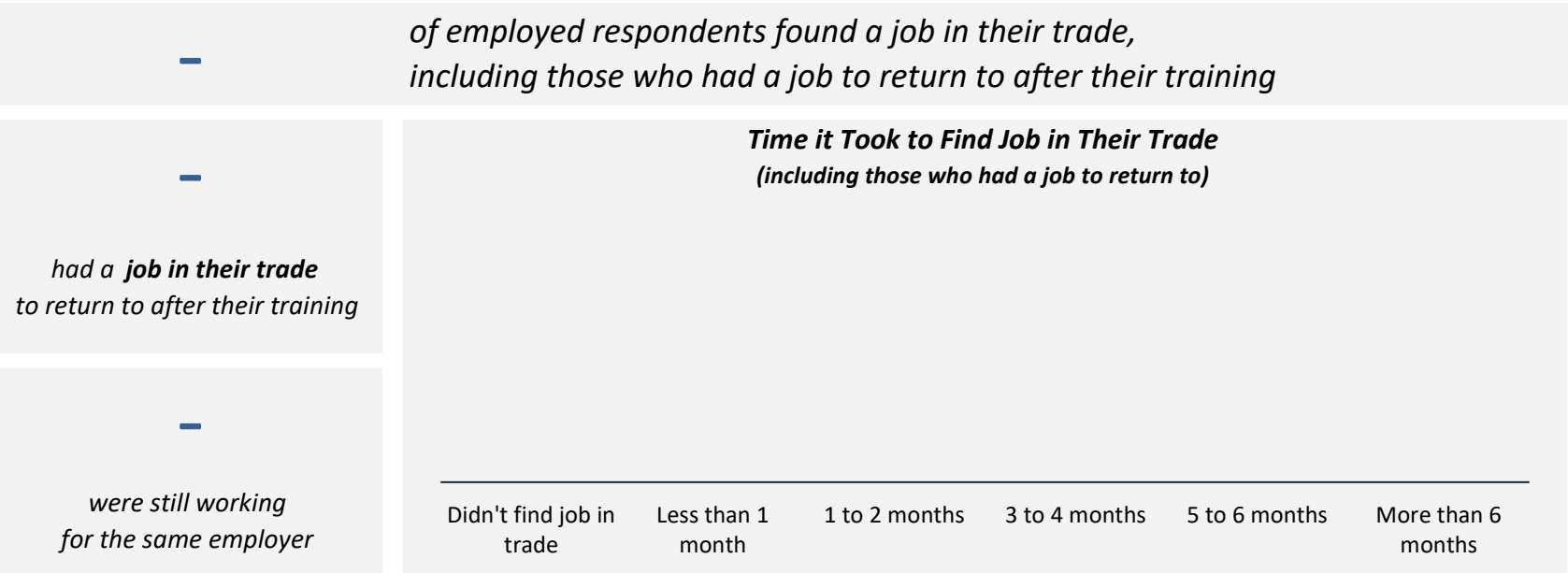
In-School Experiences



Workplace Experiences



Employment After Leaving School



Summary of Survey Results: 2020-2024

Trades Training Type:
Trades foundation, Trades-related vocational programs

Applied filters:
CPC: VCC: Professional Cook 1 Plus;

Cohort	215
Respondents	103
Response Rate	48%

Trades foundation & Trades-related vocational programs

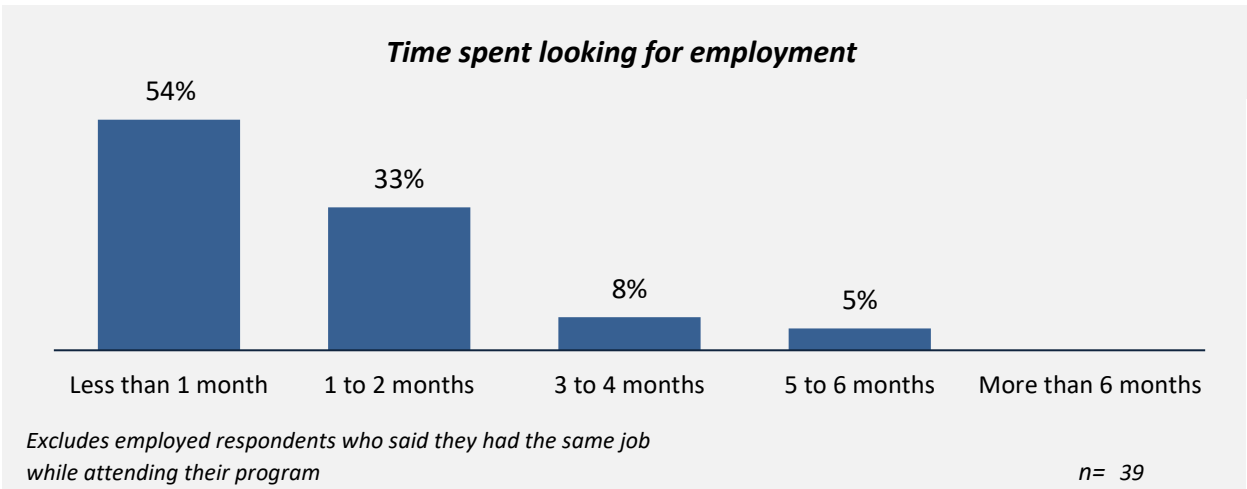
Employment After Leaving School

43%

had the same job
before or while they were
attending school

95%

said their education was
useful in getting their job



Other Education

Trades-related vocational respondents only, results are shown for the education they took before and after their program.

*Not asked in 2024

—

took further studies after
completing their program
n = -


—

of those who had taken further
studies said their program
prepared them well

—

of respondents
were currently studying
n = -

Further studies related to program



Of those who took further studies
at a different institution:

—

expected transfer credit*
n = -

Of those who expected
transfer credit:

—

received transfer credit*

—

were very satisfied or satisfied
with their transfer experience*

Summary of Survey Results: 2020-2024

Trades Training Type:
Trades foundation, Trades-related vocational programs

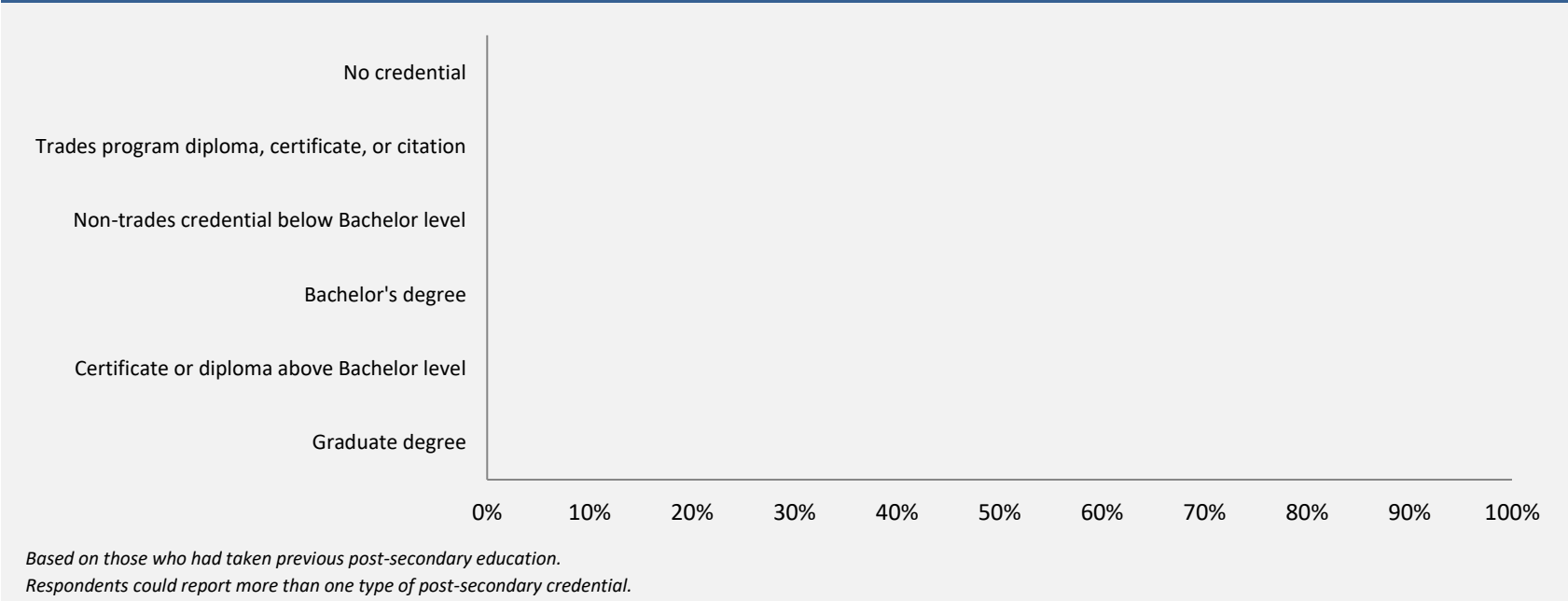
Applied filters:

CPC: VCC: Professional Cook 1 Plus;

Cohort	215
Respondents	103
Response Rate	48%

had taken **previous** post-secondary education

n = -



Transition to Apprenticeship

The following results are for Trades foundation respondents only.

n = 93

63%

of Trades foundation respondents tried to get employment as an apprentice after they left their program

76%

of those who tried to get employment as an apprentice were successful

