

Applied filters:


CPC: VCC: Instructor Development Training;

Cohort	916
Respondents	475
Response Rate	52%

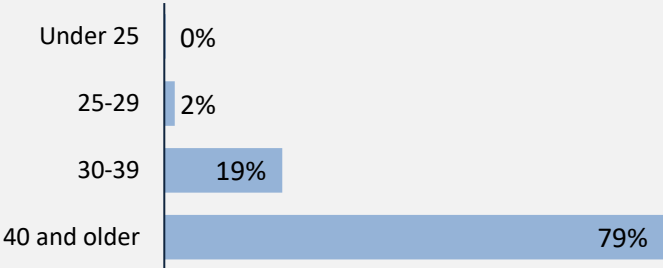
Description of Survey Respondents

Demographics

Gender



Age at the Time of the Survey



Indigenous Identity

5%

Based on domestic students only.

Median Age

48

Further Education

34%

took further studies after graduating from their program

n = 162

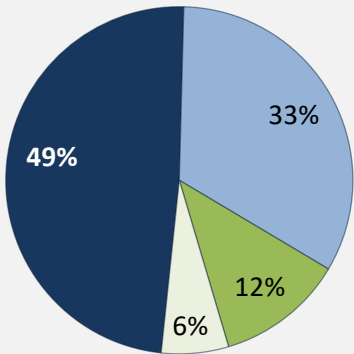
99%

of those who had taken further studies said their program prepared them well

21%

of respondents were currently studying

Further Studies Related to Program



Very related
Somewhat related
Not very related
Not at all related

Of those who took further studies at a different institution:

23%

expected transfer credit
n = 30

Of those who expected transfer credit:

68%

Received transfer credit

79%

were very satisfied or satisfied with their transfer experience

Past Education

90%

of respondents had taken previous post-secondary education

n = 428

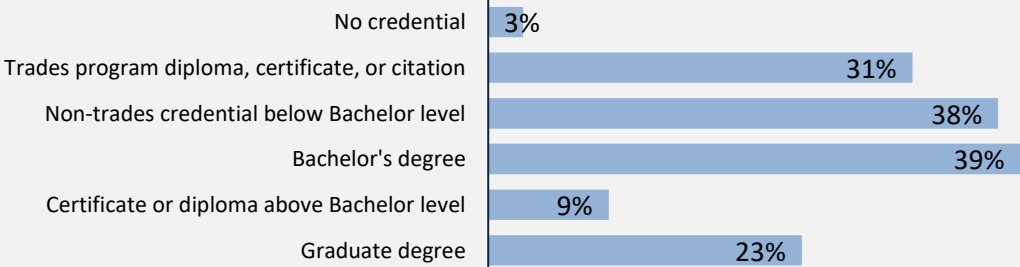
Respondents were asked if they took ABE or ESL courses during or prior to their studies

Adult Basic Education

6%

English as a Second Language

2%



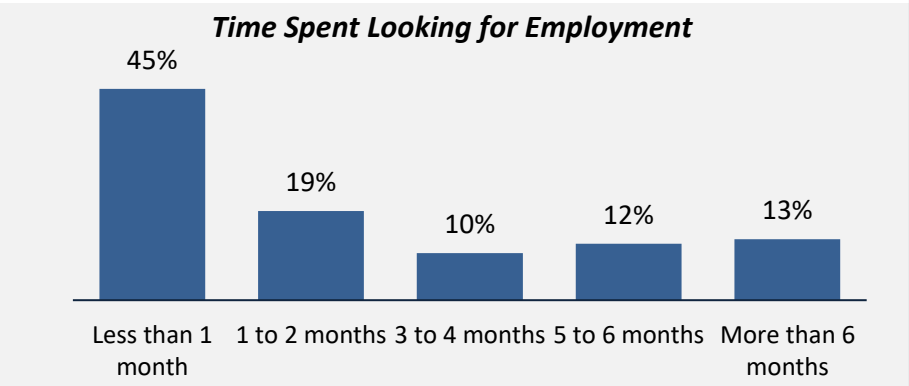
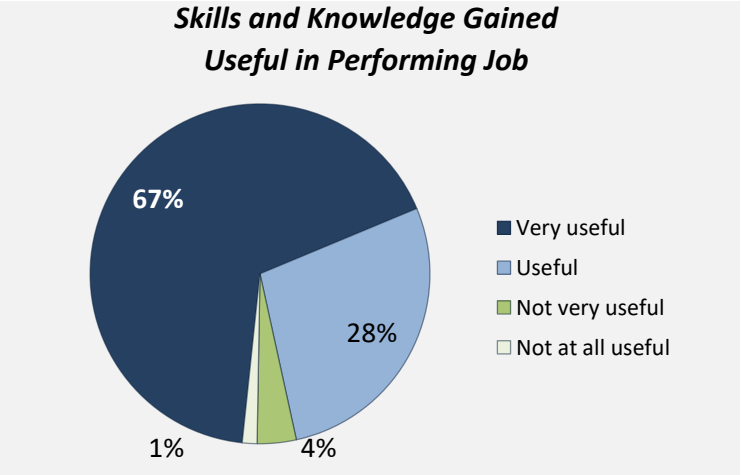
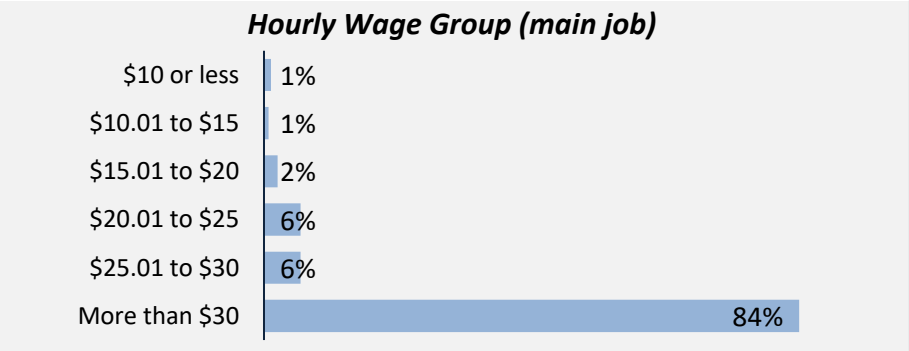
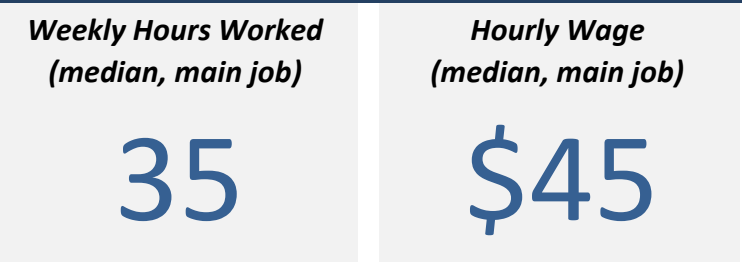
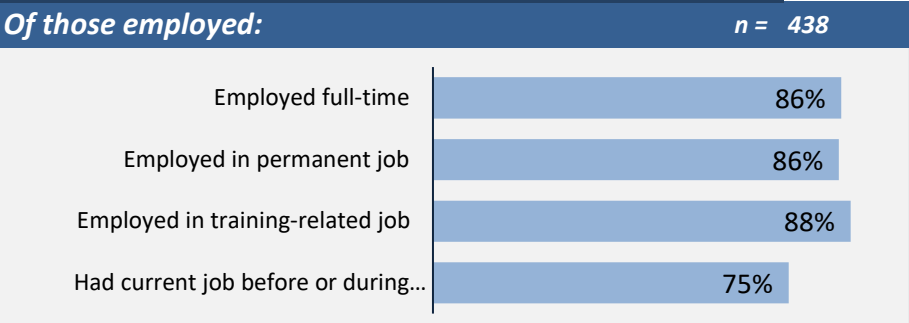
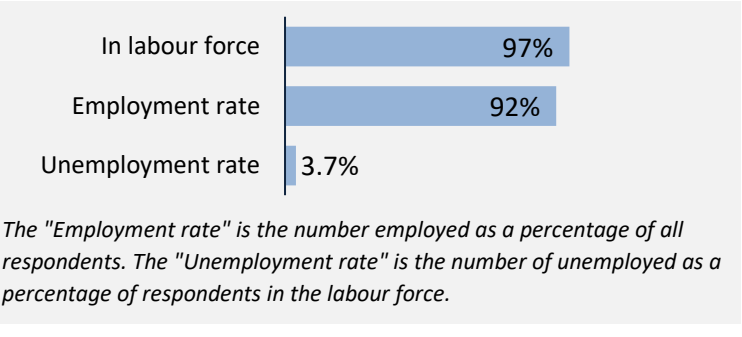
Credentials are based on those who had taken previous post-secondary education. Respondents could report more than one type of post-secondary credential.

Applied filters:

CPC: VCC: Instructor Development Training;

Cohort	916
Respondents	475
Response Rate	52%

Employment Outcomes



Top Occupations (5-digit NOC)

	# Employed	% of those employed
41210: College and other vocational instructors	215	49%
XXXXX: Unclassified occupations	18	4%
41200: University professors and lecturers	18	4%
41405: Education policy researchers, consultants and program officers	12	3%
43109: Other instructors	9	2%
13100: Administrative officers	9	2%
41320: Educational counsellors	7	2%
33100: Dental assistants and dental laboratory assistants	7	2%
11200: Human resources professionals	7	2%
40020: Administrators - post-secondary education and vocational training	7	2%
Total of top occupations	309	71%
Total employed	438	

Applied filters:

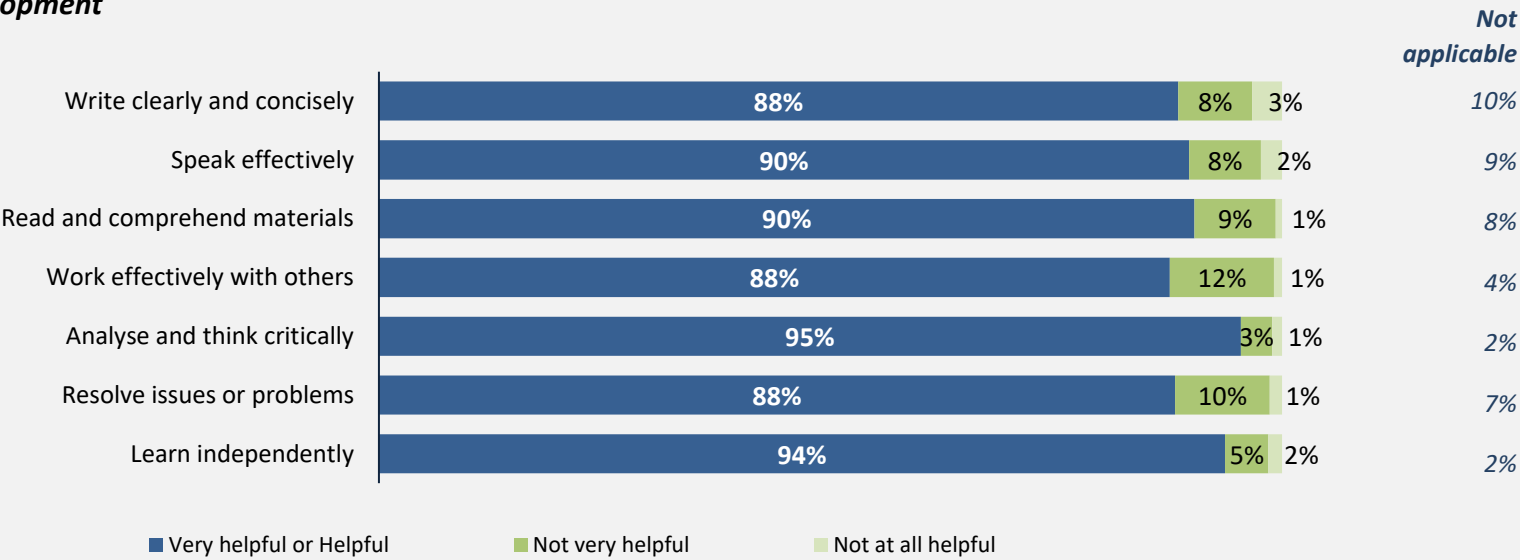
CPC: VCC: Instructor Development Training;

Cohort	916
Respondents	475
Response Rate	52%

Skill Development and Post-Secondary Experience

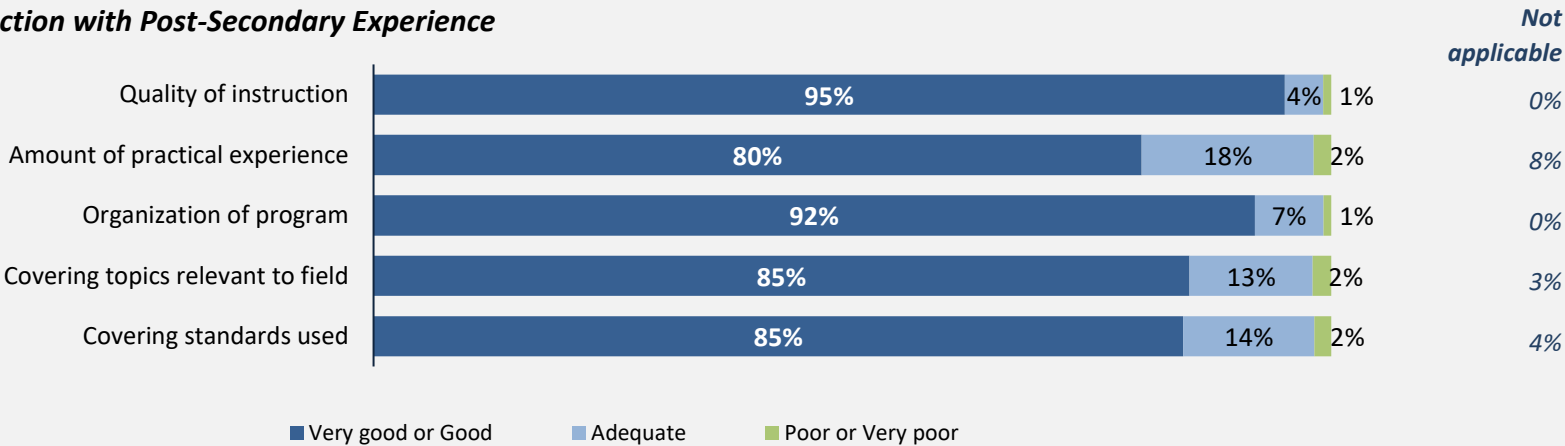
99% said they were very satisfied or satisfied with the education they received.

Skill Development



Percentages are based on those who gave a valid rating, excluding those who said Not applicable.

Satisfaction with Post-Secondary Experience



Percentages are based on those who gave a valid rating, excluding those who said Not applicable.