

Applied filters:
CPC: VCC: Steel Construction Model Technician;

Cohort

31

Respondents

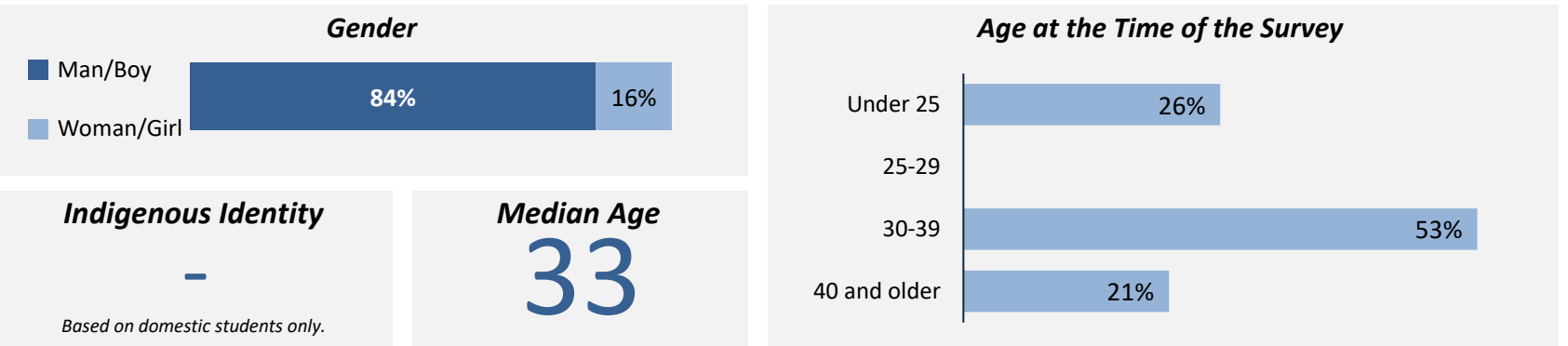
19

Response Rate

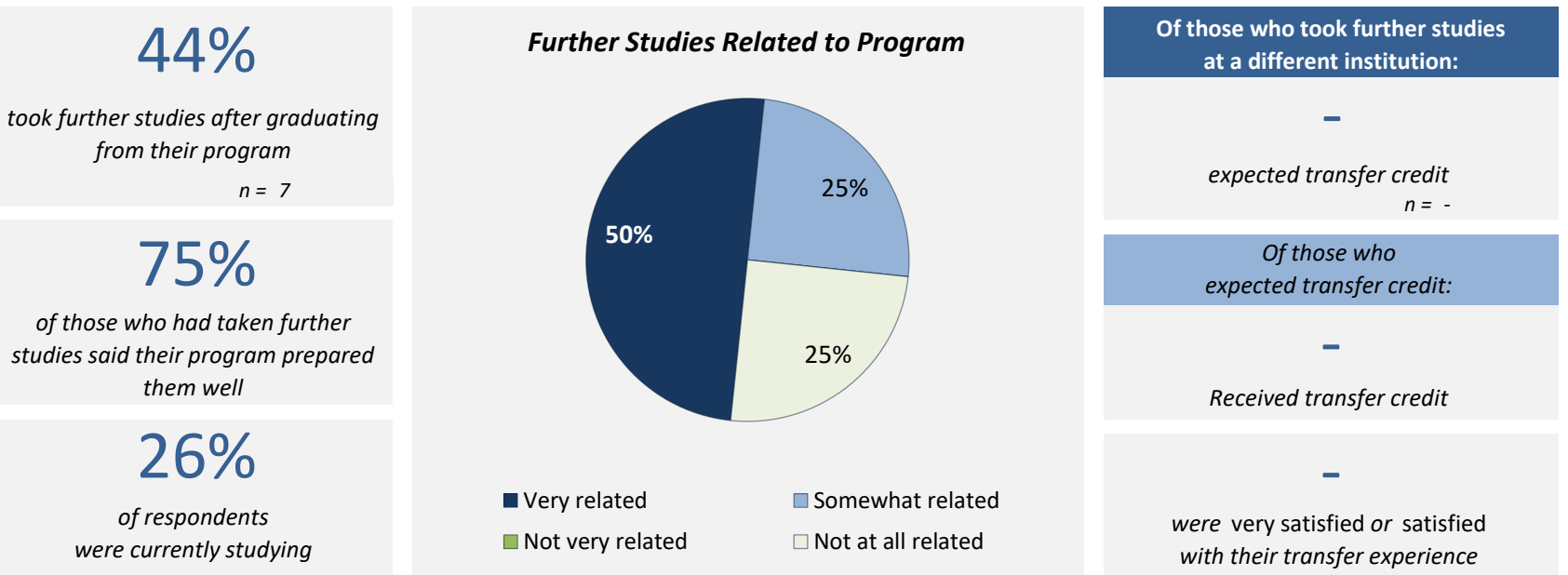
61%

Description of Survey Respondents

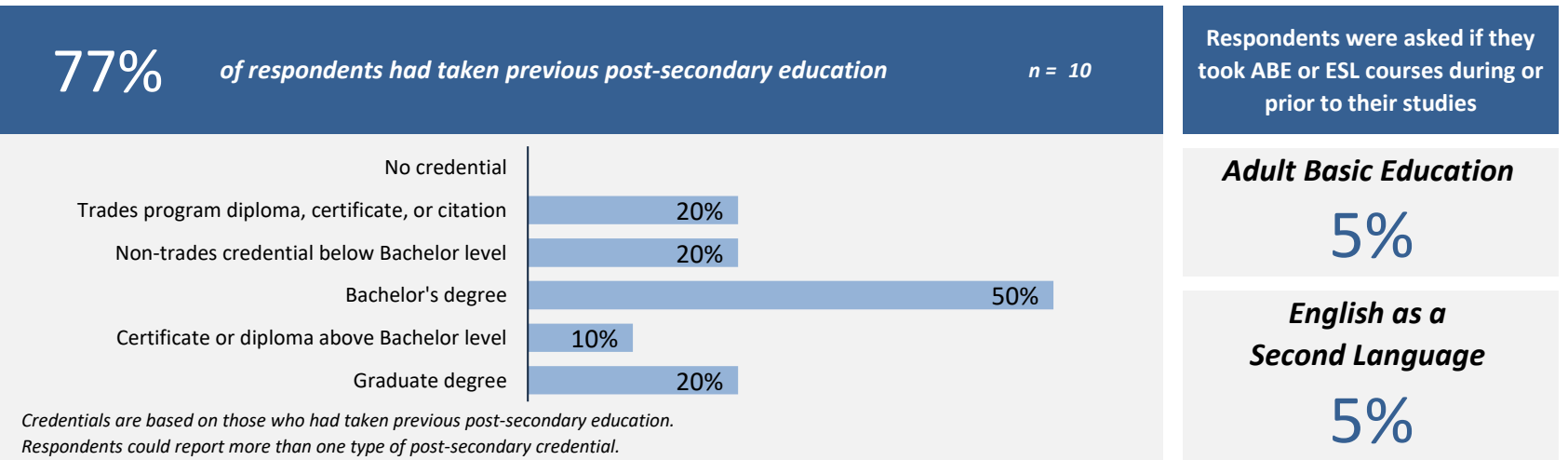
Demographics



Further Education



Past Education

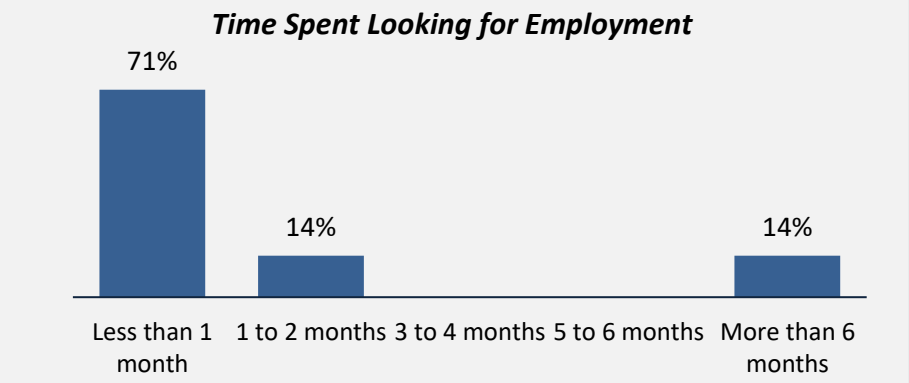
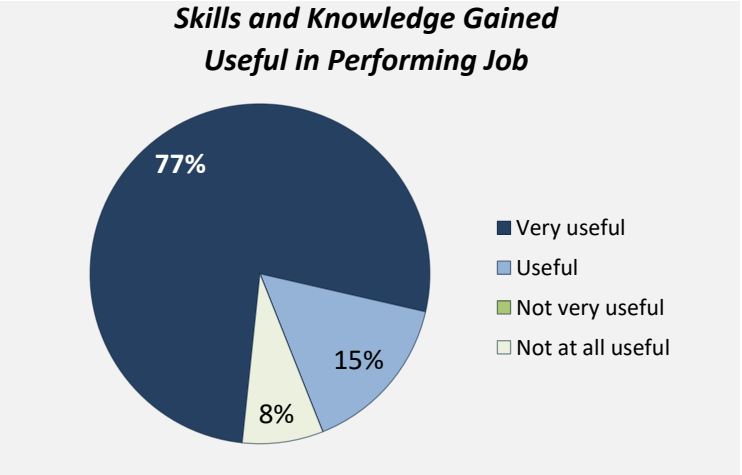
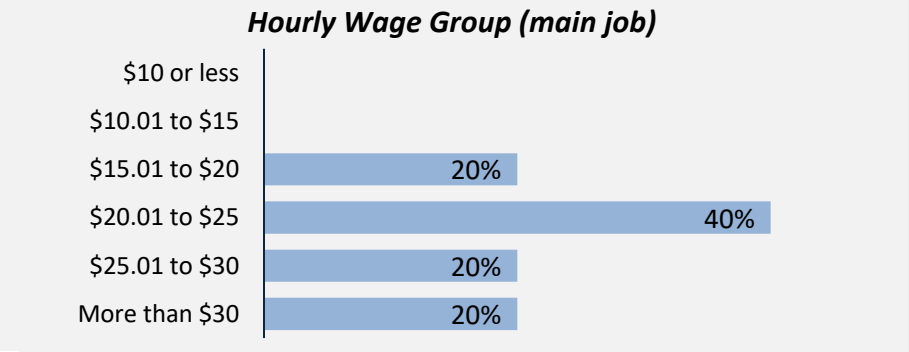
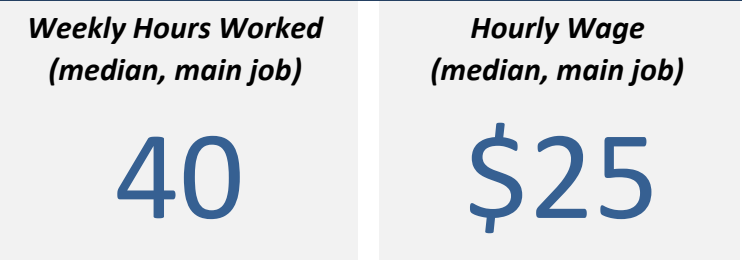
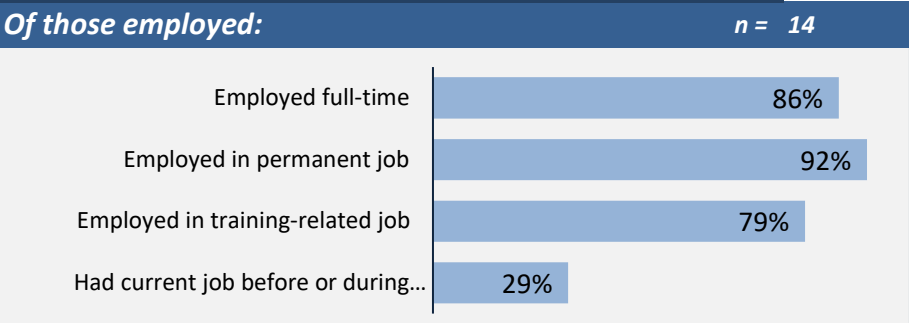
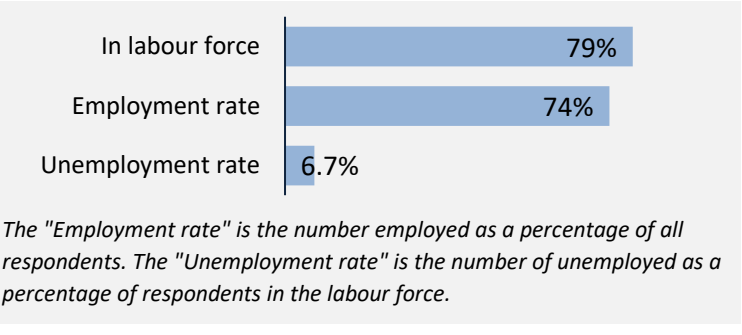


Applied filters:

CPC: VCC: Steel Construction Model Technician;

Cohort	31
Respondents	19
Response Rate	61%

Employment Outcomes



Top Occupations (5-digit NOC)

	# Employed	% of those employed
22212: Drafting technologists and technicians	10	71%
65311: Specialized cleaners	1	7%
64410: Security guards and related security service occupations	1	7%
13110: Administrative assistants	1	7%
22300: Civil engineering technologists and technicians	1	7%
Total of top occupations	14	100%
Total employed	14	

Applied filters:

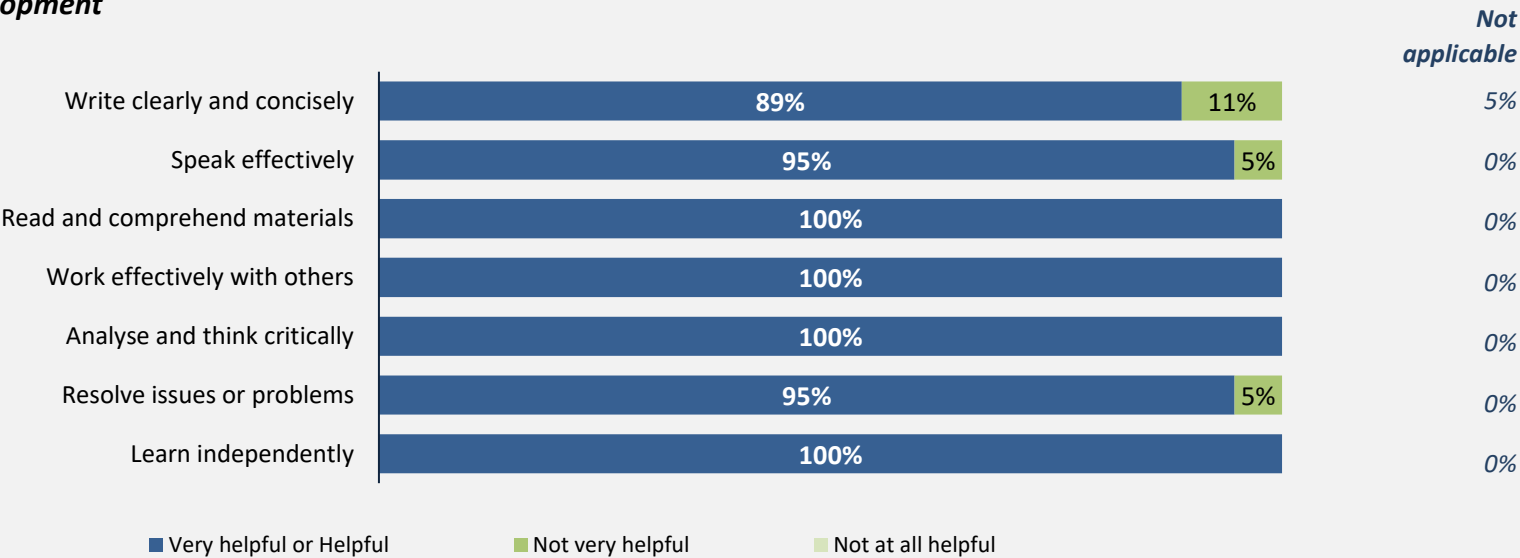
CPC: VCC: Steel Construction Model Technician;

Cohort	31
Respondents	19
Response Rate	61%

Skill Development and Post-Secondary Experience

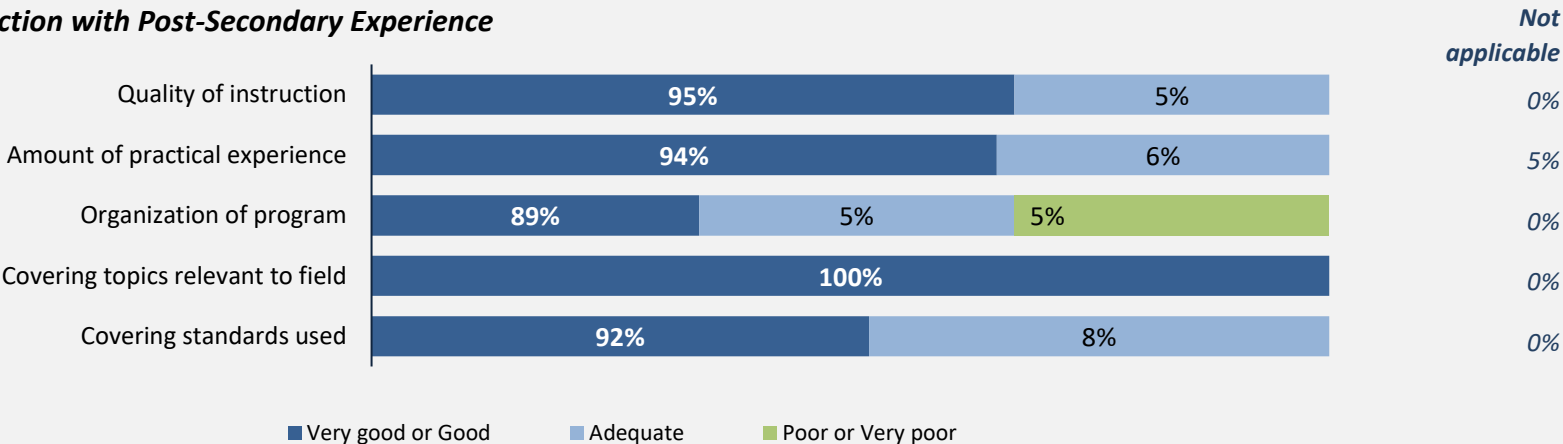
100% said they were very satisfied or satisfied with the education they received.

Skill Development



Percentages are based on those who gave a valid rating, excluding those who said Not applicable.

Satisfaction with Post-Secondary Experience



Percentages are based on those who gave a valid rating, excluding those who said Not applicable.

Applied filters:

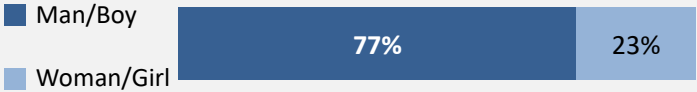
CPC: VCC: Steel Detailing Technician;

Cohort	19
Respondents	13
Response Rate	68%

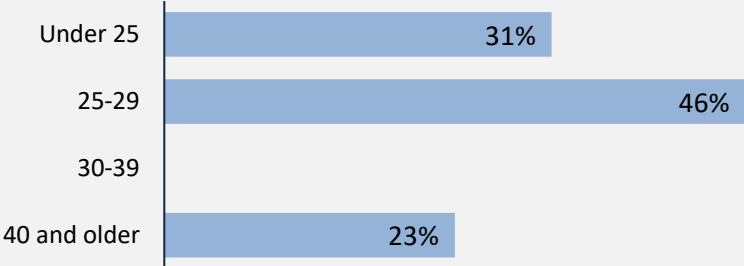
Description of Survey Respondents

Demographics

Gender



Age at the Time of the Survey



Indigenous Identity

11%

Based on domestic students only.

Median Age

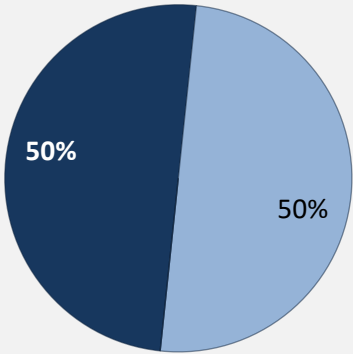
27

Further Education

31%

took further studies after graduating from their program
n = 4

Further Studies Related to Program



Very related
Somewhat related
Not very related
Not at all related

Of those who took further studies at a different institution:

—
expected transfer credit
n = -

Of those who expected transfer credit:

—
Received transfer credit

—
were very satisfied or satisfied with their transfer experience

23%

of respondents were currently studying

Past Education

38%

of respondents had taken previous post-secondary education

n = 5


Respondents were asked if they took ABE or ESL courses during or prior to their studies

Adult Basic Education

0%

English as a Second Language

0%



Credentials are based on those who had taken previous post-secondary education.
Respondents could report more than one type of post-secondary credential.

CPC: VCC: Steel Detailing Technician;

<i>Cohort</i>	19
<i>Respondents</i>	13
<i>Response Rate</i>	68%

Category	Percentage
In labour force	83%
Employment rate	46%
Unemployment rate	40.0%

The "Employment rate" is the number employed as a percentage of all respondents. The "Unemployment rate" is the number of unemployed as a percentage of respondents in the labour force.

40

\$23

\$10 or less	
\$10.01 to \$15	
\$15.01 to \$20	25%
\$20.01 to \$25	75%
\$25.01 to \$30	
More than \$30	

Response	Percentage
Yes	100%

- ☒ Very useful
- ☐ Useful
- ☐ Not very useful
- ☐ Not at all useful

Duration	Percentage
Less than 1 month	50%
1 to 2 months	50%
3 to 4 months	0%
5 to 6 months	0%
More than 6 months	0%

	# Employed	% of those employed
22212: Drafting technologists and technicians	5	83%
72105: Ironworkers	1	17%
Total of top occupations	6	100%
Total employed	6	

Applied filters:

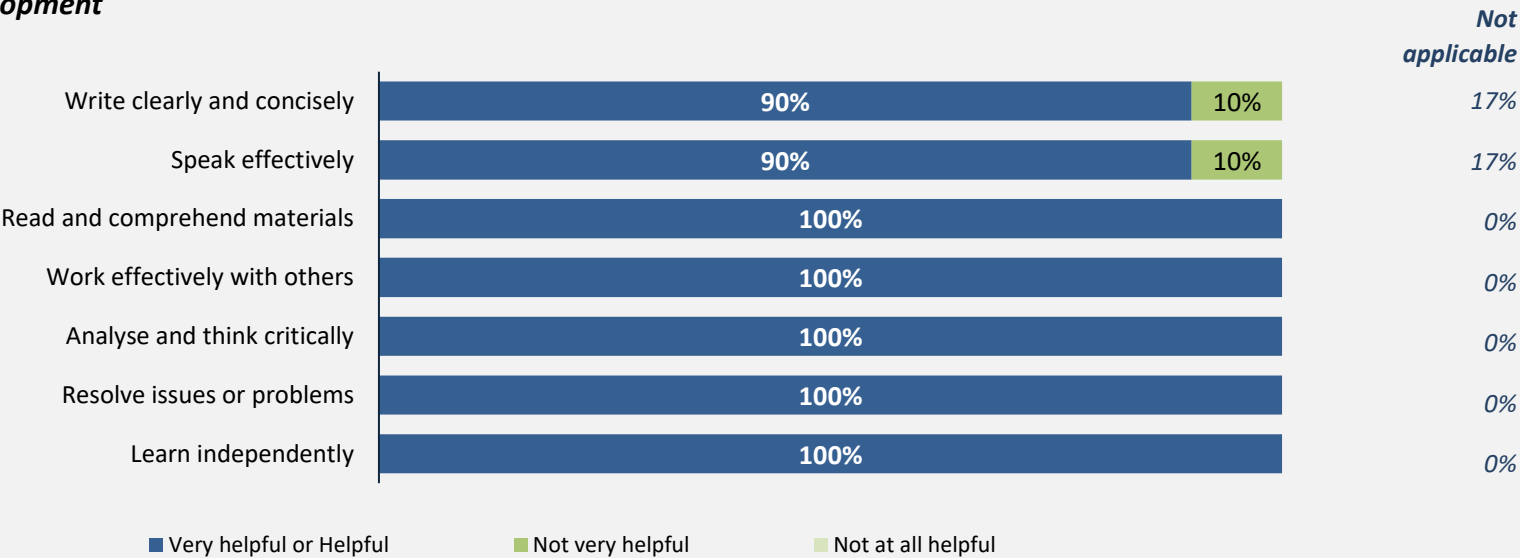
CPC: VCC: Steel Detailing Technician;

Cohort	19
Respondents	13
Response Rate	68%

Skill Development and Post-Secondary Experience

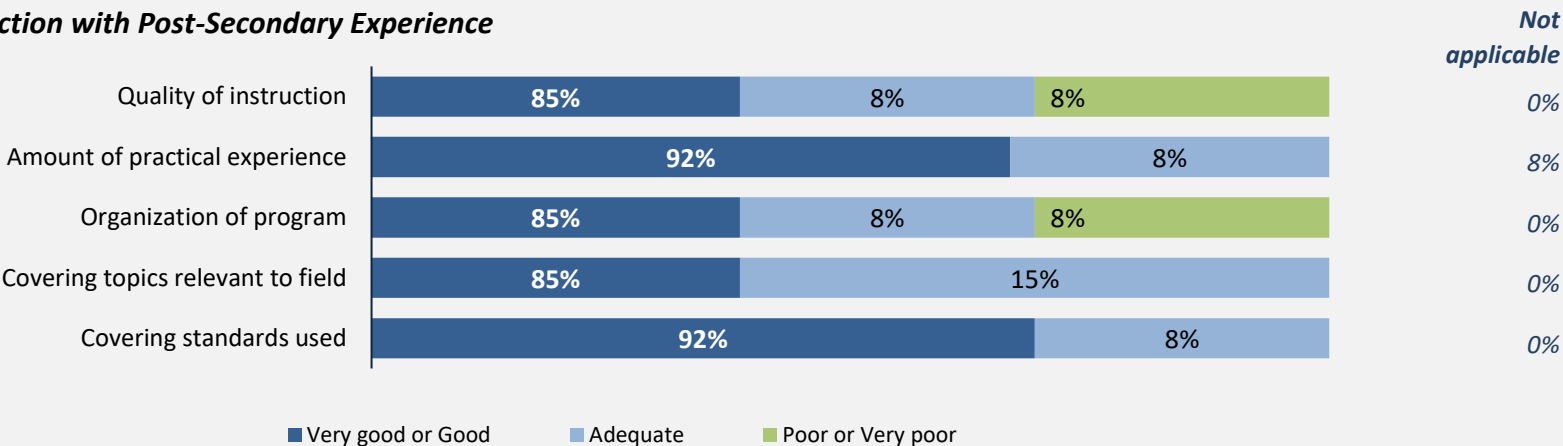
92% said they were very satisfied or satisfied with the education they received.

Skill Development



Percentages are based on those who gave a valid rating, excluding those who said Not applicable.

Satisfaction with Post-Secondary Experience



Percentages are based on those who gave a valid rating, excluding those who said Not applicable.